

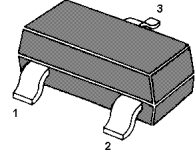
# ISS187 SWITCHING DIODES

## FEATURES

Low forward voltage :  $V_{F(3)}=0.92V(\text{typ.})$   
 Fast reverse recovery time :  $t_{rr}=1.6ns(\text{typ.})$

MARKING: D3

## SOT-23



1. CATHODE
2. N. C
3. ANODE

## Maximum Ratings @ $T_A=25^\circ\text{C}$

Para	Symbol	Limits	Unit
Non-Repetitive Peak reverse	$V_{RM}$	85	V
DC Blocking Voltage	$V_R$	80	V
Forward Continuous Current	$I_{FM}$	300	mA
Average Rectified Output Current	$I_O$	100	mA
Power Dissipation	$P_D$	150	mW
Junction temperature	$T_J$	125	$^\circ\text{C}$
Storage temperature range	$T_{STG}$	-55-125	$^\circ\text{C}$

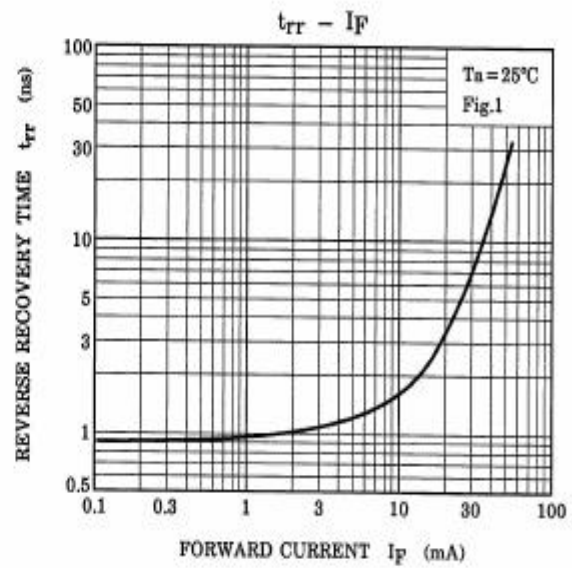
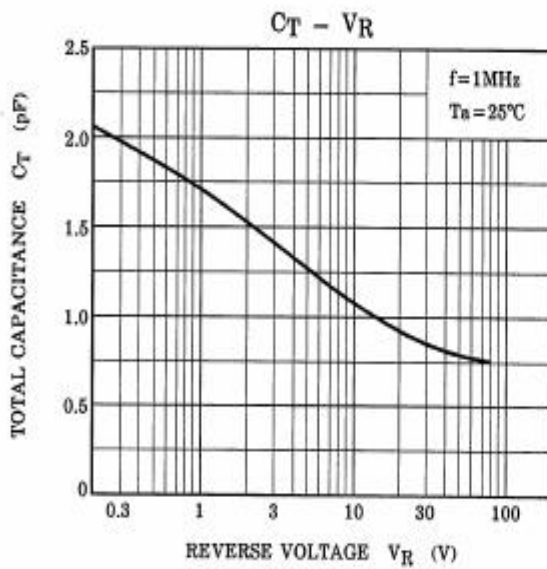
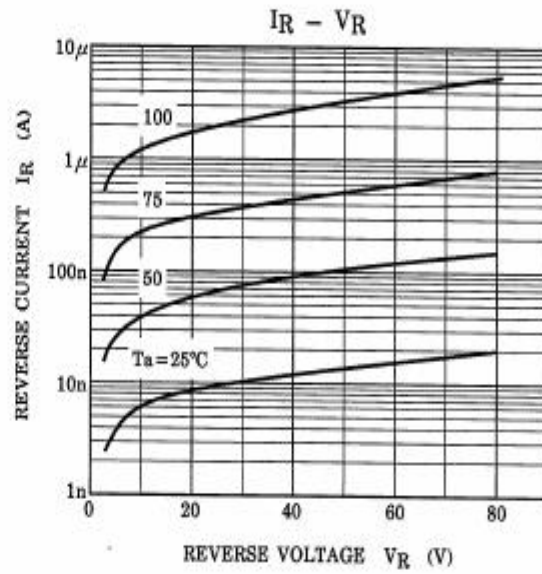
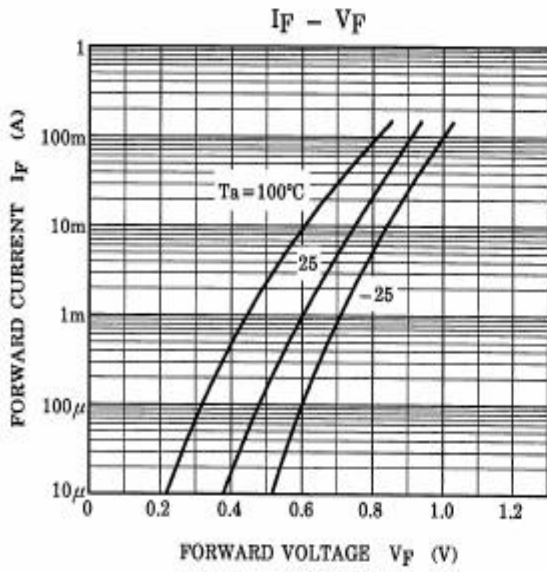
## Electrical Characteristics @ $T_A=25^\circ\text{C}$

Para	Symbol	Min.	Typ.	Max.	Unit	Conditions
Reverse Breakdown Voltage	$V_{(BR)R}$	80			V	$I_R=100\mu\text{A}$
Forward voltage	$V_{F1}$		0.61		V	$I_F=1\text{mA}$
	$V_{F2}$		0.74		V	$I_F=10\text{mA}$
	$V_{F3}$		0.92	1.2	V	$I_F=100\text{mA}$
Reverse current	$I_{R1}$			0.1	$\mu\text{A}$	$V_R=30\text{V}$
	$I_{R2}$			0.5	$\mu\text{A}$	$V_R=80\text{V}$
Capacitance between terminals	$C_T$		2.2	4.0	pF	$V_R=0, f=1\text{MHz}$
Reverse recovery time	$t_{rr}$		1.6	4.0	ns	$I_F=I_R=10\text{mA}, I_{rr}=0.1 \times I_R$



## Typical Characteristics

## ISS187

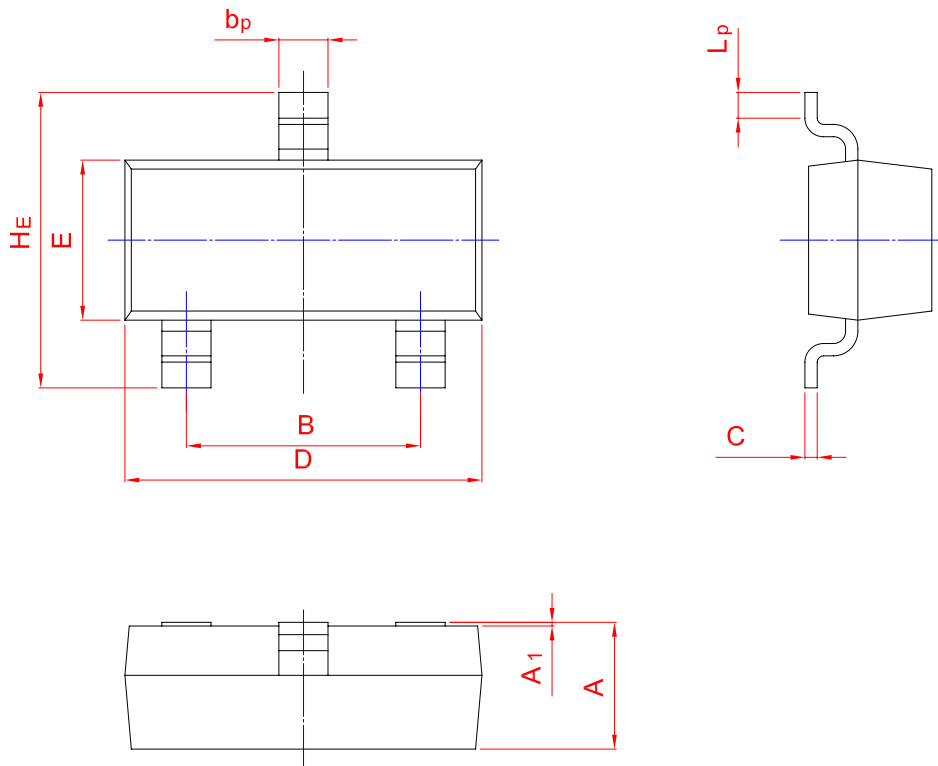
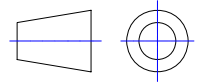




## PACKAGE OUTLINE

Plastic surface mounted package; 3 leads

SOT-23



UNIT	A	B	b <sub>p</sub>	C	D	E	H <sub>E</sub>	A <sub>1</sub>	L <sub>p</sub>
mm	1.40	2.04	0.50	0.19	3.10	1.65	3.00	0.100	0.50
	0.95	1.78	0.35	0.08	2.70	1.20	2.20	0.013	0.20