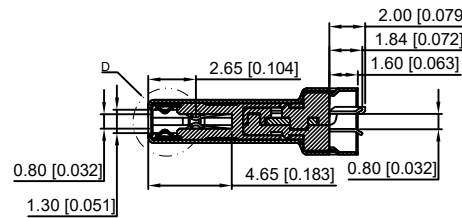
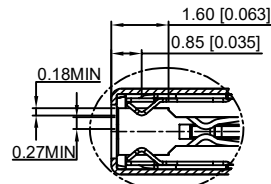
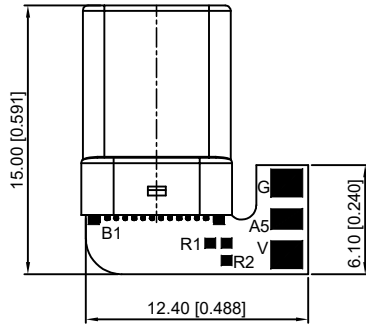
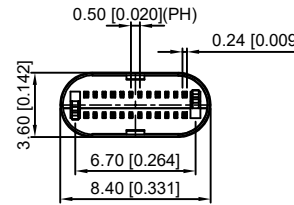
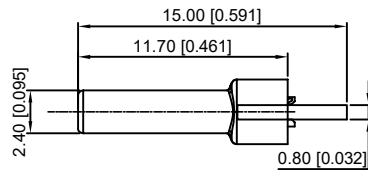
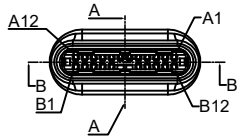
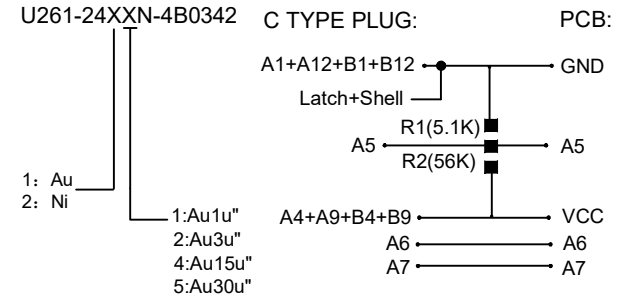
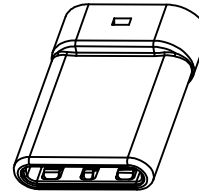
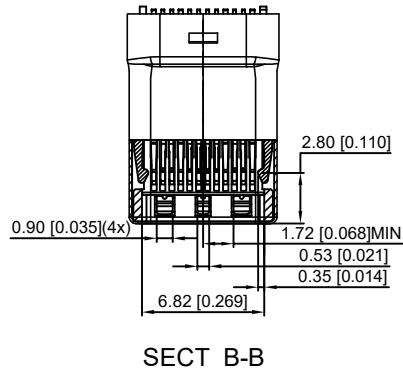
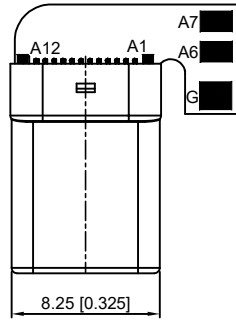


P/N	R/C
U261-24XXN-4B0342	R1(5.1KΩ±5%)
U261-24XXN-4B0343	R2(56KΩ±5%)



REMARKS:

- CONTACT INSERTION AND WITHDRAW FORCE :
 - Insertion force : 5N-20N max.
 - Withdrawal force : 8N-20N.
 - Durability : 10000Cycles.
- ELECTRIC PROPERTY :
 - Contact current rating : 3A.
 - Dielectric Strength : 100V AC(RMS).
 - Insulation Resistance : 100 megaohms min.
 - Contact resistance :
 - 40mOhms MAX.FOR VBUS,GND AND OTHER CONTACT
 - 50mOhms MAX.AFTER ENVIRONMENT TEST
- AMBIENT TEMPERATURE :
 - Operating temperature : -55°C to +85°C.

6	Shrapnel	SUS T=0.10mm	
5	Shell	SUS T=0.15mm	Ovep-plating : Ni
4	Terminal	C7025 T=0.15mm	Ovep-plating:Au Ni/Sn
3	Latch	SUS T=0.4mm	
2	Housing	LCP	UL94-0
1	Housing Stopper	LCP	UL94-0
ITEM	DESCRIPTION	MATERIAL	REMARKS

A12	A11	A10	A9	A8	A7	A6	A5	A4	A3	A2	A1
GND	RX2+	RX2-	Vbus	SBU1	D-	D+	CC	Vbus	TX1-	TX1+	GND
GND	TX2+	TX2-	Vbus	Vconn			SBU2	Vbus	RX1-	RX1+	GND
B1	B2	B3	B4	B5	B6	B7	B8	B9	B10	B11	B12

DSND		DATE		SCALE: N/A	MODEL TYPE: 3.1 TYPE C
DWN		DATE		VIEW:	PART NO.:
CHKD		DATE		UNIT: mm/in	DWG NO.:
APPD		DATE		SIZE: A4	U261-24XXN-4B0342
KKB INDUSTRIAL PRECISION CO.,LIMITED					WEIGHT
					1.0g
					SHEET
					1/1
					REVISION
					A0

						ANGLAR	±5°
ΔX						L ≤ 4	±0.2
ΔX						4 < L ≤ 16	±0.3
ΔX						16 < L ≤ 63	±0.4
MARK	DESCRIPTION	DATE	REVISED	APPROVED		L > 63	±0.5
REVISIONS							UNSPECIFIED TOLERANCES
www.xk-dg.cn www.helloxkb.com www.helloxkb.cn							