P/N	R/C
U261-24XXN-4B0417	在C2与C3靠近IC的位置竖着
	贴一个（0欧母电阻）

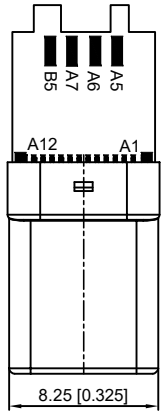

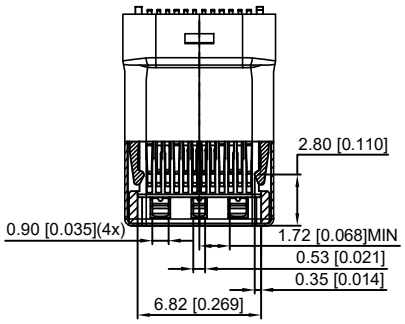

SECT B-B

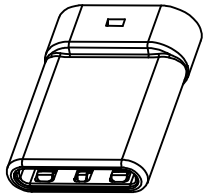

U261-24XXN-4B0417

1：Au
2：Ni

1:Au1u"
2:Au3u"
4:Au15u"
5:Au30u"

C TYPE PLUG:

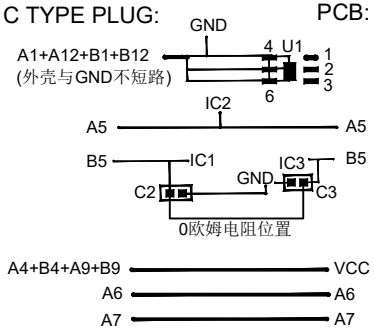

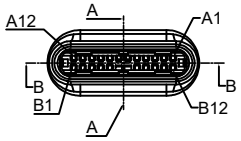

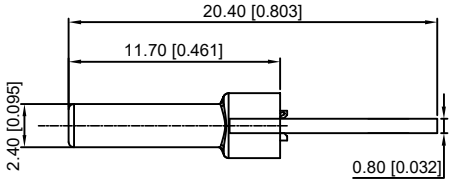

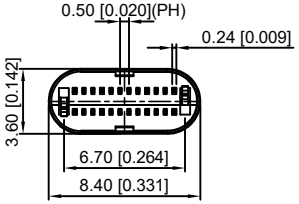

REMARKS：

1.CONTACT INSERTION AND WITHDRAW FORCE：
  1.Insertion force：5N-20N max.
  2. Withdrawal force：8N-20N.
  3.Durability ：10000Cycles.
2.ELECTRIC PROPERTY：
  1.Contact current rating：3A.
  2.Dielectric Strength：100V AC(RMS).
  3.Insulation Resistance：100 megaohms min.
  4.Contact resistance：
    40m0hms MAX.FOR VBUS,GND AND OTHER CONTACT
    50m0hms MAX.AFTER ENVIRONMENT TEST
3.AMBIENT TEMPERATURE：
  1.Operating temperature：-55°C to +85°C.

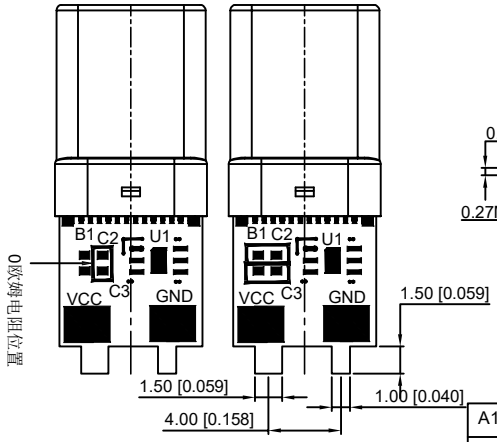

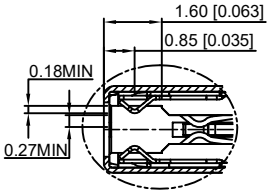

D
2:1

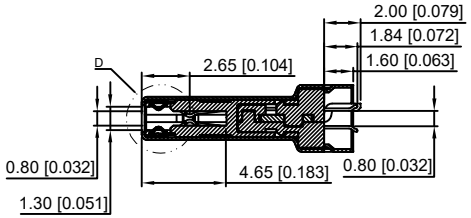

SECT A-A

A12	A11	A10	A9	A8	A7	A6	A5	A4	A3	A2	A1
GND	RX2+	RX2-	Vbus	SBU1	D-	D+	CC	Vbus	TX1-	TX1+	GND
GND	TX2+	TX2-	Vbus	Vconn			SBU2	Vbus	RX1-	RX1+	GND
B1	B2	B3	B4	B5	B6	B7	B8	B9	B10	B11	B12

ITEM	DESCRIPTION	MATERIAL	REMARKS
6	Shrapnel	SUS T=0.10mm	
5	Shell	SUS T=0.15mm	Ovep-plating：Ni
4	Terminal	C7025 T=0.15mm	Ovep-plating:Au Ni/Sn
3	Latch	SUS T=0.4mm	
2	Housing	LCP	UL94-0
1	Housing Stopper	LCP	UL94-0

MARK	DESCRIPTION	DATE	REVISED	APPROVED
ΔX				
ΔX				
ΔX				

REVISIONS

UNSPECIFIED TOLERANCES	
ANGLAR	±5°
L≤4	±0.2
4<L≤16	±0.3
16<L≤63	±0.4
L>63	±0.5

DSND		DATE		SCALE: N/A
DWN		DATE		VIEW:
CHKD		DATE		UNIT: mm/in
APPD		DATE		SIZE: A4

MODEL TYPE: 3.1 TYPE C

PART NO.:

DWG NO.: U261-24XXN-4B0417

XKB INDUSTRIAL PRECISION CO.,LIMITED

WEIGHT	SHEET	REVISION
1.0g	1/1	A0