

产品规格书

DATA SHEET

客户名称 : _____
产品名称 : 单相整流桥
产品型号 : GBP3**整流桥
产品描述 : 玻璃钝化芯片整流桥
3A (600V-1000V)
物料编码 : 无

制作人	审核	核准

客户确认 Customer Signature

乐山希尔电子股份有限公司

中国，四川省，乐山市高新技术开发区南新路 9 号 (614000)

网址 : www.share-leshan.com.cn

电话 : 0833-2595818/2595870/2599163

传真 : 0833-2595622

3A 单相整流桥

特征 Features

玻璃钝化芯片

Glass passivated chip

低反向漏电流

Low Reverse Leakage Current

高耐浪涌电流能力达80安培

High surge current capability to 80 Amperes

塑封料已经UL可燃性认证94V-0，UL档案编号：E249161

Plastic material has Underwriters Laboratory flammability recognition 94V-0 , Recognized File # E249161



符合ROHS要求，其中铅被欧盟ROHS指令2011/65/EU豁免

ROHS compliance , where lead is exempted by EU ROHS directive 2011/65/EU

高温焊接保证：260°C±5°C/10秒，拉力2.3 Kgf.cm

High temperature soldering guaranteed: 260°C±5°C/10 seconds (2.3 Kgf.cm)tension

机械参数 Mechanical Data

本体：塑封

Case : Molded plastic case

极 性：极性符号铸在管体上

Polarity : Polarity symbols being marked on body

重 量：约1.4克

Weight : About 1.4grams

最大额定值 Maximum Ratings Parameter @ Ta = 25°C unless otherwise noted

名词解释 Noun interpretation	参数条件 Conditions		符号 Symbol	额定值 Rated Value			单位 Unit
				06	08	10	
反向重复峰值电压 Maximum Recurrent Peak Reverse Voltage			V _{RRM}	600	800	1000	V
反向不重复峰值电压 Reverse non-repetitive peak voltage			V _{RSM}	700	900	1100	V
平均整流输出电流 Average Rectified Output Current	50Hz 正弦波负载, 50Hz sine wave load	Without heatsink Tc=70°C	I _(AV)	3			A
最大正向浪涌电流 Peak Surge Forward Current	50HZ 正弦波,一个周期, Tj=25°C 50HZ sine wave,1 cycle, Tj=25°C.		I _{FSM}	80			A
热容值 Rating for fusing	1ms<t<8.3ms,Tj=25°C, 单个二极管 1ms<t<8.3ms,Tj=25°C, Rating of per diode		I ² t	26.56			A ² s
结温 Junction temperature			T _J	-55 ~ +150			°C
存储温度 Storage Temperature			T _{STG}	-55 ~ +150			°C

电性特性 Electrical Characteristics (Ta=25°C Unless otherwise specified)

正向峰值电压 Peak Forward Voltage	IF=1.5A, 脉冲测试, 单个二极管的额定值 IF=1.5A,Pulse measurement, Rate of per diode	Ta=25°C	V _F	1.1			V
反向峰值电流 Peak Reverse Current	VR=VRRM, 脉冲测试, 单个二极管的额定值 VR=VRRM, Pulse measurement Rating of per diode	Tj=25°C	I _R	5			μA
热阻 Thermal resistance	结到环境的热阻 Between junction and ambient		R _{θJA}	47			°C/W
	结到引线的热阻 Between junction and lead		R _{θJL}	10			

3A 特性曲线

FIG.1 . Derating Curve For Output Rectified Current

图 1. 电流降额曲线

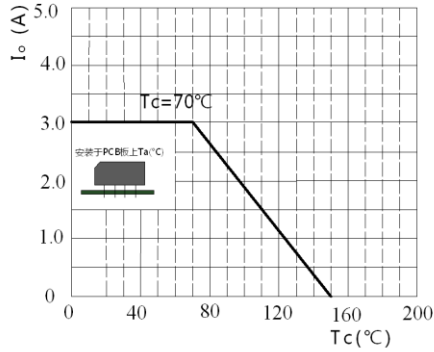


FIG.2 . Maximum Non-Repetitive Peak Forward Surge Current Per Bridge Element

图 2. 最大正向不重复峰值浪涌电流

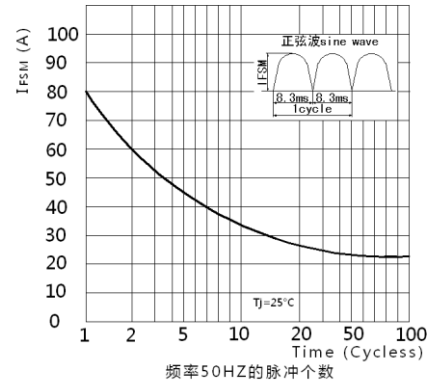


FIG3. Typical Reverse Characteristics Per Bridge Element

图 3. 典型反向特性

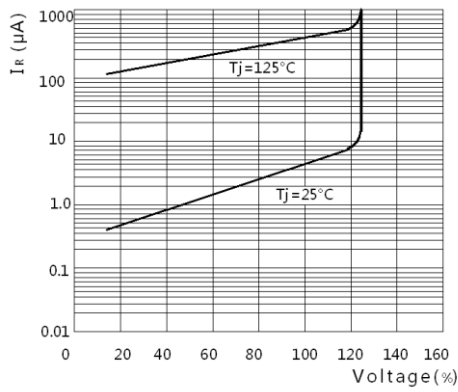
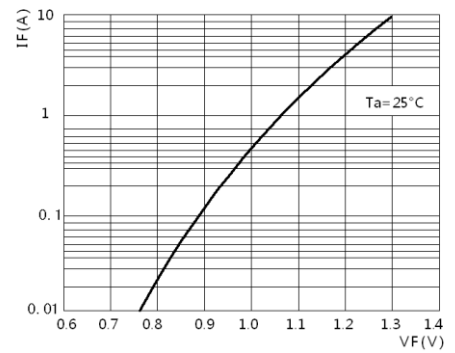
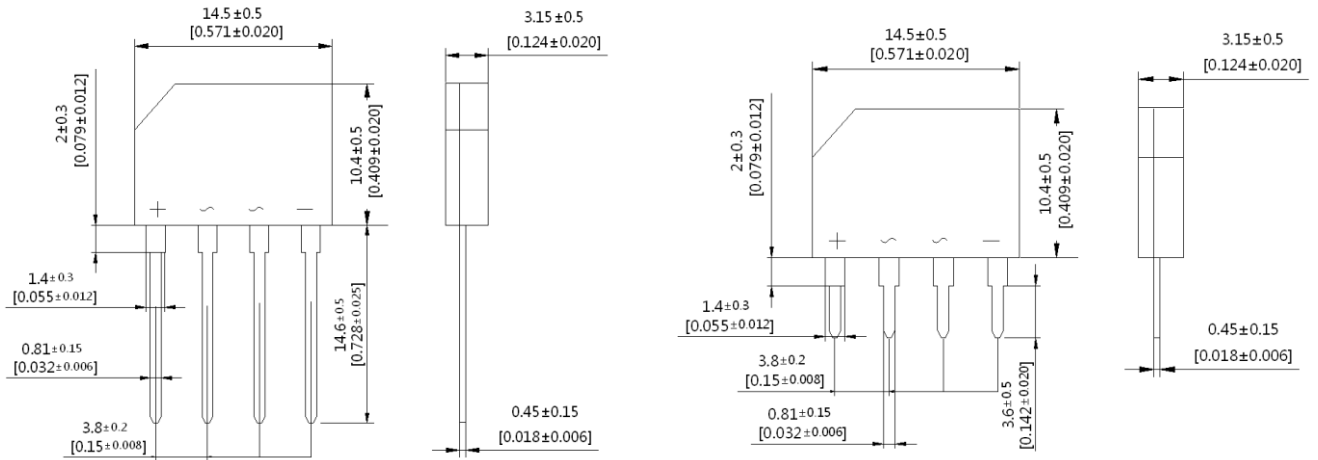


FIG4. Typical Forward Characteristics Per Bridge Element

图 4. 典型正向特性



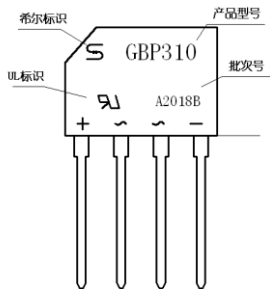
尺寸图 Dimensioned drawing



Dimensions in millimeters and inches

标记图

Marking Diagram



注：GBP 3 10

10表示反向峰值电压值1000V

3表示电流3A

GBP 表示封装代码