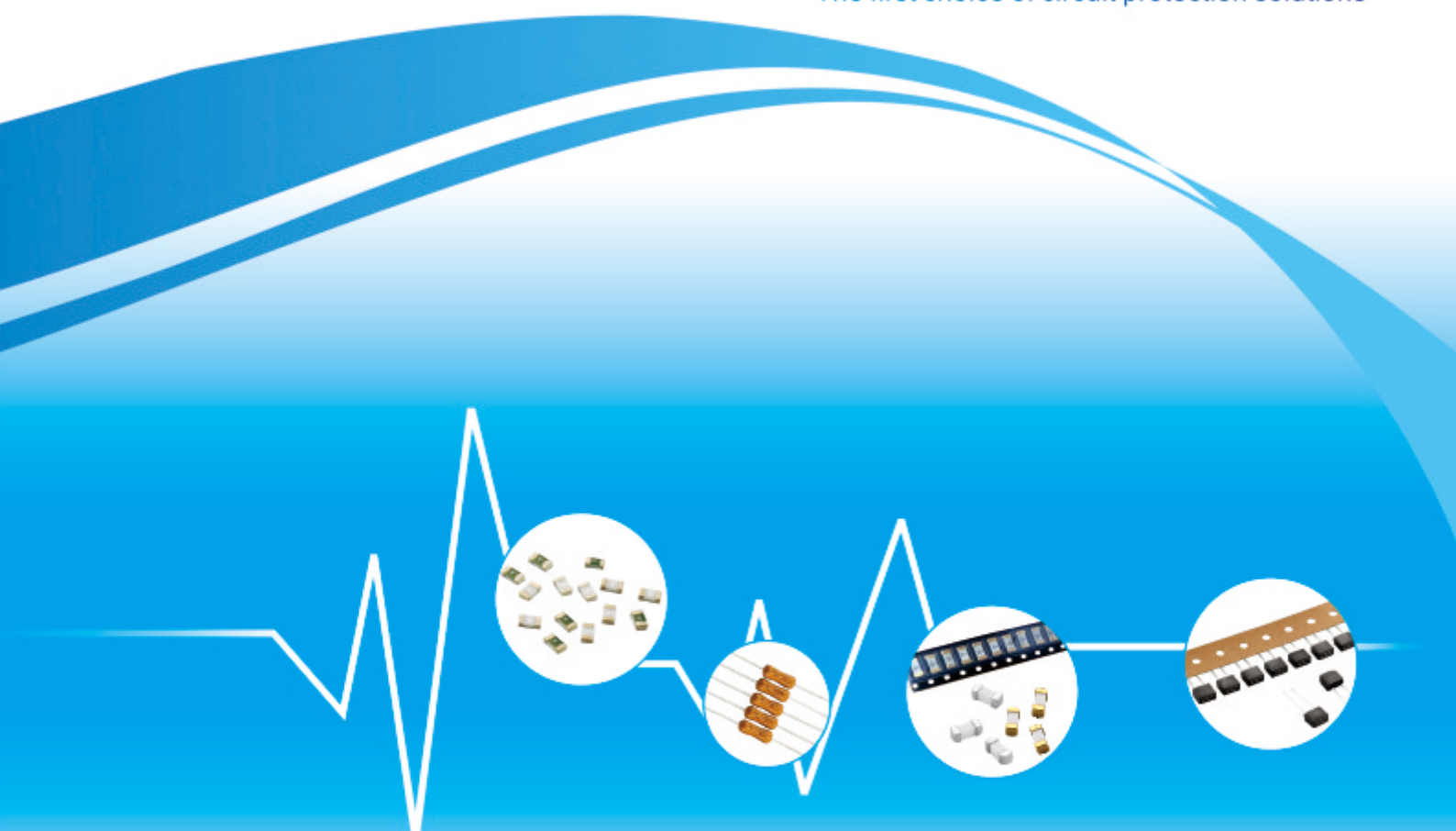




Fuses

The first choice of circuit protection solutions



您的電路保護專家
Your Circuit Protection Expert





公司簡介

東莞市瑞邁電子科技有限公司(REOMAX瑞邁)于1999年成立，我們專注于生產各種電流保險絲，溫度保險絲及其它電路保護元器件。產品廣泛應用于消費電子、移動設備、家用電器、照明電器、電源供應器及適配器、通訊設備、太陽能電場裝置以及工業電力控制設備等領域。

我司目前擁有現代化的生產廠房2500多平方米，擁有各種先進的自動化加工組裝和檢測設備，每月產能近5000萬祇，作為全國熔斷器標準化技術委員會小型熔斷器成員單位之一，參與起草并制訂小型熔斷器的國家標準及行業標準。擁有獨立自主的科研及技術開發創新能力。公司已通過了ISO9001國際質量體系認證，并獲得了UL/cUL/VDE/CCC/CQC/PSE/KC/TUV等各國安規認證，符合最新的RoHS環保指令和REACH法規要求。經過十餘年的發展，公司煅煉出一批經驗豐富技術熟練的研發、生產、品質管理團隊，產品質量穩定性始終處于行業領先地位。

公司以"客戶至上、精誠合作、開拓創新、持續提升"作為企業的核心文化，傾力打造滿足用戶需求的優質精品，以成為"業界優秀電路保護生產商"為經營目標。







About REOMAX


Reomax Electronics Co., Ltd was founded in 1999, focus on manufacturing fuses for over-current, over-temperature and other circuit protection components. Reomax products are widely used in various kinds of electronic devices, such as consumer electronics, mobile terminal, household appliances, lighting appliances, power supplies and adapters. We have acquired ISO9001 quality management system, our products acquired agency approvals of UL/cUL/VDE/CCC/CQC/PSE/KC/TUV, and RoHS &REACH compliance.

After served our valuable clients in China market over 10 years, Reomax fuses are becoming one of the leading fuses suppliers, and in order to create more value and save more cost for our global clients, we start to provide the shortest fuses product supply chain mode and we are now available in worldwide.

Reomax believes in "customer first, sincere cooperation, continuous improvement and innovation", take continuing efforts in manufacture high quality products to meet the demands of users, and our goal is to become the "excellent circuit protection manufacturer".



Fuse Selection Steps / 選用保險絲的基本步驟





資質證書 Certificates




客户至上、精誠合作、開拓創新、持續提升
"customer first, sincere cooperation, continuous improvement and innovation"



目錄/Content

| | |
|-------|--|
| | 公司简介 About REOMAX |
| | 资质证书 Certificates |
| 01 | 06. 000 Series 0603 Fast-Acting SMD Fuses |
| 02 | 06. 100 Series 0603 Slow-Blow SMD Fuses |
| 03 | 12. 000 Series 1206 Fast-Acting SMD Fuses |
| 04 | 12. 100 Series 1206 Slow-Blow SMD Fuses |
| 05 | 6125 series, Surface Mount fuse Fast-Acting 125V/250V/300V |
| 06 | 6125 series, Surface Mount fuse Slow-Blow 125V/250V/300V |
| 07 | R1032 series, Fast-Acting(Time-Lag) 32V-400V |
| 08 | R1245F series, Fast-Acting(Time-Lag) 32V-250V |
| 09 | 8x4x5mm MFC Series Fast-Acting Radial Lead Micro Fuse |
| 10 | 8x4x5mm MTC Series Time-Lag Radial Lead Micro Fuse |
| 11 | 8x4x7mm MFS Serues Fast-Acting Radial Lead Micro Fuse 250V |
| 12 | 8x4x7mm MTS Serues Time-Lag Radial Lead Micro Fuse 250V |
| 13 | 8x4x7mm NFS Series Fast-Acting Radial Lead Micro Fuse 300V |
| 14 | 8x4x7mm NTS Series Time-Lag Radial Lead Micro Fuse 300V |
| 15 | FMS Series 8*4mm Fast-Acting Radial Lead Micro Fuse 350V |
| 16 | TMS Series 8*4mm Time-Lag Radial Lead Micro Fuse 350V |
| 17 | 12x6x9mm 96F Series Fast-Acting Radial Lead Micro Fuse |
| 18 | 12x6x9mm 96T Series Time-Lag Radial Lead Micro Fuse |
| 19 | SFB Series 3 * 7mm Fast-Acting Subminiature Fuses |
| 20 | STB Series 3 * 7mm Time-Lag Subminiature Fuses |
| 21 | RFP Series 4 * 11mm Fast-Acting Subminiature Fuses |
| 22 | RTP Series 4 * 11mm Time-Lag Subminiature Fuses |
| 23 | SFP Series 3.6*10mm Fast-Acting Glass Tube Fuse |
| 24 | STP Series 3.6*10mm Time-Lag Glass Tube Fuse |
| 25 | FBP Series 3.6*10mm Fast-Acting Glass Tube Fuse |
| 26 | TBP Series 3.6*10mm Time-Lag Glass Tube Fuse |
| 27 | SFC Series 5*20mm Fast-Acting Glass Tube Fuse |
| 28 | STC Series 5*20mm Time-Lag Glass Tube Fuse |
| 29 | FBC Series 5*20mm Fast-Acting Glass Tube Fuse |
| 30 | TBC Series 5*20mm Time-Lag Glass Tube Fuse |
| 31 | MFC Series 6*32mm Fast-Acting Glass Tube Fuse |
| 32 | MTC Series 6*32mm Time-Lag Glass Tube Fuse |
| 33 | PFU/HFP Series 3.6*10mm Fast-Acting Ceramic Tube Fuse |
| 34 | PTU/HTP Series 3.6*10mm Time-Lag Ceramic Tube Fuse |
| 35 | BFC Series 5*20mm Fast-Acting Ceramic Tube Fuse |
| 36 | BTC Series 5*20mm Time-Lag Ceramic Tube Fuse |
| 37 | BMF Series 6.35*32mm Fast-Acting Ceramic Tube Fuse |
| 38 | BMT Series 6.35*32mm Time-Lag Ceramic Tube Fuse |
| 39 | 5.250/5.300/5.500/5.700 Series Fast-Acting(Time-Lag) Ceramic Tube Fuse |
| 40 | 6.250/6.300/6.500/6.600/6.750/6.000 Series Fast-Acting(Time-Lag) Ceramic Tube Fuse |
| 41 | Fast acting fuse 快速熔断器 |
| 42 | 光伏熔断器及底座 Photovoltaic fuse&holders 放电管SMD 4532/1812 |
| 43 | 绕线.金属膜.氧化膜.碳膜.电阻器系列 FIXED RESISTOR |
| 44 | AFB系列耐冲击型超小型快断保险丝 AFB Series Impact resistance type Fast-Acting Micro Fuse |
| 45 | PTC fuse 自恢复保险丝 SMD type 贴片系列 |
| 46 | PTC fuse 自恢复保险丝 电力型铝壳绕线电阻器 large capacity metal-clad wire wound resisor |
| 47 | 热熔断体.温度保险丝 Temperature fuse |
| 48 | 9700热保护器 9700 thermal protector |
| 49 | Fast acting fsue 快速熔断器底座及配件 |
| 50-51 | 线路板/面板安装保险丝座 PCB/Panel mounting fse holders |
| 52 | 汽车保险丝及底座 Automobile frses&holders |

0603 Fast Acting SMD Fuses 06.000 Series



Description

06.000 Series fast-acting chip fuses help provide overcurrent protection for systems using DC power sources up to 63VDC.

Help provide higher hold current in the smaller footprint, improve product reliability and quality, enhance high-temperature performance in a wide range of circuit designs.

Electrical Characteristics

| Rated Current | 1.0In | 2.0In |
|---------------|----------------|----------------|
| 250mA~8A | 4 hour minimum | 60 sec maximum |

Features

- Lead-Free and RoHS compliant
- High inrush current withstanding capability
- Compatible with reflow and wave solder
- Excellent environmental integrity
- One time positive disconnect
- Suitable for rated current of 250mA-8A
- Operating temperature range -55°C to +125°C (consider de-rating)

Applications

- USB charger
- Laptops
- Digital cameras
- Cell phones
- Printers
- DVD players
- Portable electronics
- Game systems
- LCD monitors
- Scanners

Specification


| Part No. | Rated Voltage | | Rated Current (A) | Breaking Capacity (A) | Typical Cold Resistance (mOhms) ² | Typical Voltage Drop (mV) | Typical Pre-Arching I ² t (A ² Sec) ² | Alpha Mark |
|--------------|---------------|---|-------------------|-----------------------|--|---------------------------|--|------------|
| | DC | | | | | | | |
| 06.000.0.25 | 63V | - | 0.250 | 50A | 3250 | 893 | 0.00042 | D |
| 06.000.0.375 | | | 0.375 | 50A | 1310 | 587 | 0.00093 | E |
| 06.000.0.5 | | | 0.500 | 50A | 1070 | 582 | 0.0020 | F |
| 06.000.0.75 | | | 0.750 | 50A | 470 | 427 | 0.0092 | G |
| 06.000.1 | | | 1 | 50A | 300 | 295 | 0.011 | B |
| 06.000.1.5 | | | 1.5 | 50A | 150 | 220 | 0.045 | H |
| 06.000.2 | | | 2 | 50A | 72 | 160 | 0.115 | K |
| 06.000.2.5 | 32V | - | 2.5 | 50A | 52 | 145 | 0.14 | L |
| 06.000.3 | | | 3 | 50A | 35 | 130 | 0.21 | O |
| 06.000.3.5 | | | 3.5 | 50A | 23.8 | 130 | 0.55 | R |
| 06.000.4 | | | 4 | 50A | 21 | 120 | 0.52 | S |
| 06.000.5 | | | 5 | 50A | 14 | 110 | 1.20 | T |
| 06.000.6 | | | 6 | 50A | 8 | 110 | 1.70 | V |
| 06.000.7 | | | 7 | 50A | 5.6 | 80 | 2.30 | X |
| 06.000.8 | | | 8 | 50A | 3.5 | 75 | 3.00 | Z |

- DC Interrupting Rating (Measured at rated voltage, time constant of less than 50 microseconds, battery source)
- DC Cold Resistance are measured at <10% of rated current in ambient temperature of 25degrees
- Typical Pre-arching I²t are measured at 10In Current
- For fuse below 1A, the color of glass coating is Blue; for 1A and above, it's Green.

Dimension (Unit: mm/inch)

Packaging

5,000 pcs per reel



0603 Slow Blow SMD Fuses

06. 100 Series



Description

06.100 Series slow-blow chip fuses help provide overcurrent protection for systems using DC power sources up to 32VDC. Help provide higher hold current in the smaller footprint, improve product reliability and quality, enhance high-temperature performance in a wide range of circuit designs.

Electrical Characteristics

| Rated Current | 1.0In | 2.0In | 2.5In |
|---------------|----------------|----------|---------------|
| 1A~8A | 4 hour minimum | 1~60 sec | 5 sec maximum |

Features

- Lead-Free and RoHS compliant
- High inrush current withstanding capability
- Compatible with reflow and wave solder
- Excellent environmental integrity
- One time positive disconnect
- Suitable for rated current of 1A-8A
- Operating temperature range -55°C to +125°C (consider de-rating)

Applications

- USB charger
- Laptops
- Digital cameras
- Cell phones
- Printers
- DVD players
- Portable electronics
- Game systems
- LCD monitors
- Scanners

Specification

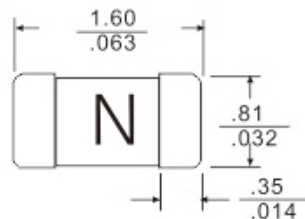
| Part No . | Rated Voltage | | Rated Current (A) | Breaking Capacity (A) | Typical Cold Resistance (mOhms) ² | Typical Voltage Drop (mV) | Typical Pre-Arcing I ² t (A ² Sec) ³ | Alpha Mark |
|------------|---------------|-----|-------------------|-----------------------|--|---------------------------|---|------------|
| | DC | | | | | | | |
| 06.100.1 | 63V | 32V | 1 | 50A | 300 | 345 | 0.011 | B |
| 06.100.1.5 | | | 1.5 | 50A | 150 | 270 | 0.045 | H |
| 06.100.2 | | | 2 | 50A | 72 | 160 | 0.115 | K |
| 06.100.2.5 | | | 2.5 | 50A | 52 | 145 | 0.14 | L |
| 06.100.3 | | | 3 | 50A | 35 | 130 | 0.21 | O |
| 06.100.3.5 | | | 3.5 | 50A | 23.8 | 130 | 0.55 | R |
| 06.100.4 | | | 4 | 50A | 21 | 120 | 0.52 | S |
| 06.100.5 | | | 5 | 50A | 14 | 110 | 1.70 | T |
| 06.100.6 | - | - | 6 | 50A | 8 | 110 | 2.30 | V |
| 06.100.7 | | | 7 | 50A | 6.2 | 90 | 3.0 | X |
| 06.100.8 | | | 8 | 50A | 4.1 | 80 | 4.5 | Z |

- DC Interrupting Rating (Measured at rated voltage, time constant of less than 50 microseconds, battery source)
- DC Cold Resistance are measured at <10% of rated current in ambient temperature of 25degrees
- Typical Pre-arcing I²t are measured at 10In Current


Dimension (Unit: mm/inch)

Packaging

5,000 pcs per reel



1206 Fast Acting SMD Fuses 12. 000 Series



Description

12.000 Series fast-acting chip fuses help provide overcurrent protection for systems using DC power sources up to 72VDC.

Help provide higher hold current in the smaller footprint, improve product reliability and quality, enhance high-temperature performance in a wide range of circuit designs.

Electrical Characteristics

| Rated Current | 1.0In | 2.5In | 3.5In |
|---------------|-------------|------------|------------|
| 250mA~5A | 4 hour min. | 5 sec max. | - |
| 6A~30A | | - | 5 sec max. |

Features

- Lead-Free and RoHS compliant
- High inrush current withstanding capability
- Compatible with reflow and wave solder
- Excellent environmental integrity
- One time positive disconnect
- Suitable for rated current of 250mA-30A
- Operating temperature range -55°C to +125°C (consider de-rating)

Applications

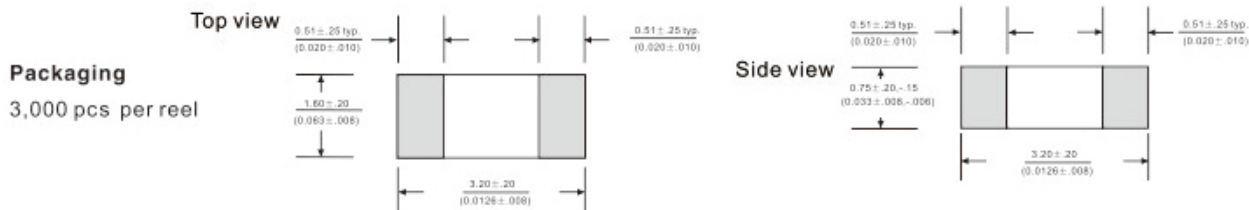
- USB charger
- Laptops
- Digital cameras
- Cell phones
- Printers
- DVD players
- Portable electronics
- Game systems
- LCD monitors
- Scanners

Specification


| Part No. | Rated Voltage | Rated Current (A) | Breaking Capacity (A) | | | Typical Cold Resistance (mOhms) ² | Typical Voltage Drop (mV) | Typical Pre-Arcing I ² t (A ² Sec) ³ | Alpha Mark |
|--------------|---------------|-------------------|-----------------------|------|------|--|---------------------------|---|------------|
| | | | 72V | 32V | 24V | | | | |
| 12.000.0.25 | 63V | 250mA | 50A | 50A | 150A | 3608 | 1407 | 0.0004 | -2.5 |
| 12.000.0.375 | | 375mA | | | | 1882 | 718 | 0.0008 | E |
| 12.000.0.5 | | 500mA | | | | 1028 | 650 | 0.0022 | 0.5 |
| 12.000.0.75 | | 750mA | | | | 601 | 616 | 0.0057 | -7.5 |
| 12.000.1 | | 1A | | | | 490 | 510 | 0.10 | H |
| 12.000.1.25 | | 1.25A | | | | 165 | 184 | 0.021 | ▲ |
| 12.000.1.5 | | 1.5A | | | | 240 | 367 | 0.15 | K |
| 12.000.2 | | 2A | | | | 144 | 316 | 0.41 | N |
| 12.000.2.5 | | 2.5A | | | | 83 | 240 | 0.65 | O |
| 12.000.3 | | 3A | | | | 53 | 187 | 1.39 | P |
| 12.000.3.5 | 32V | 3.5A | 50A | 150A | 40 | 180 | 1.68 | R | |
| 12.000.4 | | 4A | | | 35 | 173 | 1.73 | S | |
| 12.000.4.5 | | 4.5A | | | 27 | 164 | 2.62 | X | |
| 12.000.5 | | 5A | | | 22 | 141 | 2.89 | T | |
| 12.000.6.5 | | 6.5A | | | 16 | 140 | 3.4 | 6.5 | |
| 12.000.7 | | 7A | | | 12 | 140 | 5.68 | 7 | |
| 12.000.10 | | 10A | | | 4.4 | 59 | 2.16 | 10 | |
| 12.000.12 | | 12A | | | 3.8 | 67 | 7.11 | 12 | |
| 12.000.15 | | 15A | | | 2.9 | 66 | 23.89 | 15 | |
| 12.000.20 | | 20A | | | 1.6 | 60 | 47.17 | 20 | |
| 12.000.25 | 25A | 1.4 | 57 | 32 | 25 | | | | |
| 12.000.30 | 30A | 1 | 68 | 43 | 30 | | | | |

- DC Interrupting Rating (Measured at rated voltage, time constant of less than 50 microseconds, battery source)
- DC Cold Resistance are measured at <10% of rated current in ambient temperature of 25°C

Dimension (Unit: mm)



1206 Slow Blow SMD Fuses 12. 100 Series



Description

12.100 Series slow-blow chip fuses help provide overcurrent protection for systems using DC power sources up to 72VDC.

Help provide higher hold current in the smaller footprint, improve product reliability and quality, enhance high-temperature performance in a wide range of circuit designs.

Electrical Characteristics

| Rated Current | 1.0In | 2.5In | 3.0In | 10.0In |
|---------------|-------------|-------------|---------------|----------------|
| 1A~10A | 4 hour min. | 5 sec max . | 0.1 sec -3sec | 0.2 sec -20sec |

Features

- Lead-Free and RoHS compliant
- High inrush current withstanding capability
- Compatible with reflow and wave solder
- Excellent environmental integrity
- One time positive disconnect
- Suitable for rated current of 1A-7A
- Operating temperature range -55°C to +125°C (consider de-rating)

Applications

- USB charger
- Laptops
- Digital cameras
- Cell phones
- Printers
- DVD players
- Portable electronics
- Game systems
- LCD monitors
- Scanners

Specification

| Part No . | Rated Voltage | | Rated Current (A) | Breaking Capacity (A) | Typical Cold Resistance (mOhms) ² | Typical Voltage Drop (mV) | Typical Pre-Arcing I ² t (A ² Sec) ³ | Alpha Mark |
|------------|--------------------|------------|-------------------|-----------------------|--|---------------------------|---|------------|
| | DC | | | | | | | |
| 12.100.1 | 63V 72V 125V | 32V 24V | 1 | 50A | 480 | 510 | 0.11 | H |
| 12.100.1.5 | | | 1.5 | 50A | 230 | 367 | 0.17 | K |
| 12.100.2 | | | 2 | 50A | 140 | 316 | 0.43 | N |
| 12.100.2.5 | | | 2.5 | 50A | 80 | 240 | 0.68 | O |
| 12.100.3 | | | 3 | 50A | 50 | 187 | 1.41 | P |
| 12.100.3.5 | | | 3.5 | 50A | 38 | 180 | 1.72 | R |
| 12.100.4 | | | 4 | 50A | 34 | 173 | 1.78 | S |
| 12.100.4.5 | | | 4.5 | 50A | 25 | 164 | 2.65 | X |
| 12.100.5 | | | 5 | 50A | 21.5 | 145 | 2.91 | T |
| 12.100.7 | | | 7 | 50A | 12.3 | 140 | 5.72 | 7 |
| 12.100.8 | - | - | 8 | 300A | 10 | 123 | 6.8 | M |
| 12.100.10 | - | - | 10 | 300A | 7 | 110 | 10.6 | U |

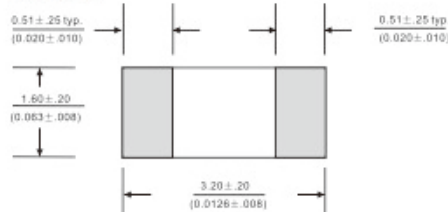
- DC Interrupting Rating (Measured at rated voltage, time constant of less than 50 microseconds, battery source)
- DC Cold Resistance are measured at <10% of rated current in ambient temperature of 25degrees
- Typical Pre-arching I²t are measured at 10In Current

Dimension (Unit: mm/inch)

Packaging

3,000 pcs per reel


Top view



Side view



2410/6125 Series, Surface Mount fuse Fast-Acting 125V/250V/300V



Description

6125 Series fast-acting square Surface Mount fuses are ceramic tube/end cap constructions, RoHS compliant, Halogen Free and lead-free, with U.S. (UL/CSA) safety agency approvals. Provide board level primary and secondary circuit protection in a wide variety of applications, end caps are available in copper or silver plated.

Electrical Characteristics(UL/CSA,248-14) File No.E340427

| Ampere Rating | % of current Rating | Blowing Time |
|---------------|---------------------|--------------|
| 0.05A-15A | 100% | >4hours |
| 0.05A-15A | 200% | <120sec |

Features

- Lead-Free and RoHS compliant
- Inrush withstand capability
- Wide range of current rating (125V/250V/300V)
- Wide range of current rating (50mA-15A)
- Excellent environmental integrity
- Operating temperature range -55°C to +125°C (consider de-rating)

Applications

- LED driver
- Notebook/Laptops
- PC computer
- Office electronic equipment
- Digital camera
- LCD/LED monitor/TV/backlight inverter
- Networking device
- Telecom device
- Industrial equipment
- Power supply

| Catalog Number | Ampere Rating(A) | Voltage Rating(V) | Interrupting Rating |
|----------------|------------------|-----------------------|----------------------------|
| SEF0062 | 0.062 | 250V SEF(0.05-7A) | 50A@250V/300V 200A@125V |
| SEF0080 | 0.080 | | |
| SEF0100 | 0.100 | | |
| SEF0125 | 0.125 | | |
| SEF0200 | 0.200 | | |
| SEF0250 | 0.250 | | |
| SEF0300 | 0.300 | 300V SSF(0.05-7A) | |
| SEF0375 | 0.375 | | |
| SEF0400 | 0.400 | | |
| SEF0500 | 0.500 | 125V SFE(0.05-15A) | |
| SEF0600 | 0.600 | | |
| SEF0630 | 0.630 | | |
| SEF0700 | 0.700 | | |
| SEF0750 | 0.750 | | |
| SEF0800 | 0.800 | | |
| SEF1100 | 1 | | |

| Catalog Number | Ampere Rating(A) | Voltage Rating(V) | Interrupting Rating |
|----------------|------------------|-----------------------|----------------------------|
| SEF1125 | 1.25 | 250V SEF(0.05-7A) | 50A@250V/300V 200A@125V |
| SEF1150 | 1.5 | | |
| SEF1160 | 1.6 | | |
| SEF1200 | 2 | | |
| SEF1250 | 2.5 | | |
| SEF1300 | 3 | | |
| SEF1315 | 3.15 | 300V SSF(0.05-7A) | |
| SEF1350 | 3.5 | | |
| SEF1400 | 4 | | |
| SEF1500 | 5 | 125V SFE(0.05-15A) | |
| SEF1600 | 6 | | |
| SEF1630 | 6.3 | | |
| SEF1700 | 7 | | |
| SEF1750 | 7.5 | | |
| SEF1800 | 8 | | |
| SEF2100 | 10 | | |
| SEF2120 | 12 | | |
| SEF2150 | 15 | | |

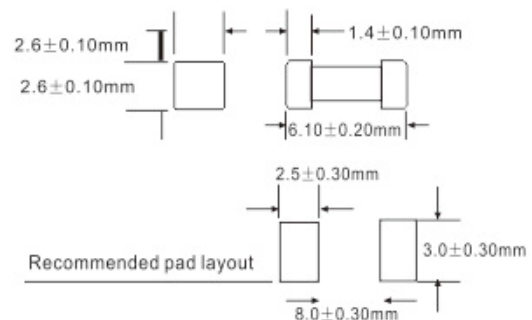
Dimension (Unit: mm)

Materials


Body: ceramic
 End caps: Copper or Silver plated brass
 Fuse element: Alloy wire

Packaging

1,000 pcs per reel



2410/6125 Series, Surface Mount fuse
Slow Blow 125V/250V/300V



Description

6125 Series slow-blow square Surface Mount fuses are ceramic tube/ end cap constructions, RoHS compliant, Halogen Free and lead-free, with U.S. (UL/CSA) safety agency approvals. Provide board level primary and secondary circuit protection in a wide variety of applications, end caps are available in copper or silver plated.

Electrical Characteristics(UL/CSA,248-14) File No.E340427

| Ampere Rating | % of current Rating | Blowing Time |
|---------------|---------------------|--------------|
| 0.05A-15A | 100% | >4hours |
| 0.05A-15A | 200% | <120sec |

Features

- Lead-Free and RoHS compliant
- Inrush withstand capability
- Wide range of current rating (125V/250V/300V)
- Wide range of current rating (50mA-15A)
- Excellent environmental integrity
- Operating temperature range -55°C to +125°C (consider de-rating)

Applications

- LED driver
- Notebook/Laptops
- PC computer
- Office electronic equipment
- Digital camera
- LCD/LED monitor/TV/backlight inverter
- Networking device
- Telecom device
- Industrial equipment
- Power supply

| Catalog Number | Ampere Rating(A) | Voltage Rating(V) | Interrupting Rating |
|----------------|------------------|-----------------------|----------------------------|
| SET0062 | 0.062 | 250V SET(0.05-7A) | 50A@250V/300V 200A@125V |
| SET0080 | 0.080 | | |
| SET0100 | 0.100 | | |
| SET0125 | 0.125 | | |
| SET0200 | 0.200 | | |
| SET0250 | 0.250 | | |
| SET0300 | 0.300 | 300V SST(0.05-7A) | |
| SET0375 | 0.375 | | |
| SET0400 | 0.400 | | |
| SET0500 | 0.500 | 125V STE(0.05-15A) | |
| SET0600 | 0.600 | | |
| SET0630 | 0.630 | | |
| SET0700 | 0.700 | | |
| SET0750 | 0.750 | | |
| SET0800 | 0.800 | | |
| SET1100 | 1 | | |

| Catalog Number | Ampere Rating(A) | Voltage Rating(V) | Interrupting Rating |
|----------------|------------------|-----------------------|----------------------------|
| SET1125 | 1.25 | 250V SEF(0.05-7A) | 50A@250V/300V 200A@125V |
| SET1150 | 1.5 | | |
| SET1160 | 1.6 | | |
| SET1200 | 2 | | |
| SET1250 | 2.5 | | |
| SET1300 | 3 | | |
| SET1315 | 3.15 | 300V SSF(0.05-7A) | |
| SET1350 | 3.5 | | |
| SET1400 | 4 | | |
| SET1500 | 5 | 125V SFE(0.05-15A) | |
| SET1600 | 6 | | |
| SET1630 | 6.3 | | |
| SET1700 | 7 | | |
| SET1750 | 7.5 | | |
| SET1800 | 8 | | |
| SET2100 | 10 | | |
| SET2120 | 12 | | |
| SET2150 | 15 | | |

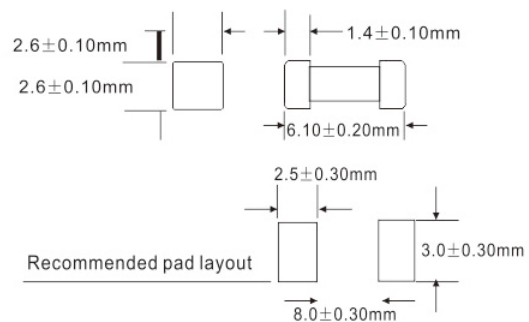
Dimension (Unit: mm)

Materials

Body: ceramic
 End caps: Copper or Silver plated brass
 Fuse element: Alloy wire

Packaging

1,000 pcs per reel



R1032 series, Surface Mount fuse Fast-Acting
32V/63V/ 72V/100V/125V/250V/350V/400V

R1032 series, Surface Mount fuse Time-Lag
32V/63V/ 72V/100V/125V/250V/350V/400V



Description

R1032 Series fast-acting square Surface Mount fuses are ceramic tube/ end cap constructions, RoHS compliant, Halogen Free and lead-free, with U.S. (UL/CSA) safety agency approvals. Provide board level primary and secondary circuit protection in a wide variety of applications, end caps are available in copper or silver plated.

Electrical Characteristics(UL/CSA,248-14) File No.E340427

| Ampere Rating | % of current Rating | Blowing Time |
|--------------------|---------------------|--------------|
| 0.05A-15A /20A-40A | 100% | >4hours |
| 0.05A-15A /20A-40A | 200% | < 60 sec |

Features

- Lead-Free and RoHS compliant
- Inrush withstand capability
- Wide range of current rating
- Wide range of current rating
- Excellent environmental integrity
- Operating temperature range -55°C to +125°C (consider de-rating)

Applications

- LED driver
- Notebook/Laptops
- PC computer
- Office electronic equipment
- Digital camera
- LCD/LED monitor/TV/backlight inverter
- Networking device
- Telecom device
- Industrial equipment
- Power supply

| Catalog Number | Ampere Rating(A) | Voltage Rating(V) | Interrupting Rating |
|----------------|------------------|-------------------|-----------------------|
| R1032.*** | 0.050 | 32V | 1000A@32V |
| | 0.062 | | |
| | 0.080 | | |
| | 0.100 | | |
| | 0.125 | | |
| | 0.200 | | |
| | 0.250 | | |
| | 0.300 | | |
| | 0.375 | | |
| | 0.400 | | |
| R1032F.*** | 0.500 | 100V | 150A@63V/72/100V/125V |
| R1032T.*** | 0.600 | 125V | 50A@350V/400V |
| | 0.630 | | |
| | 0.700 | | |
| | 0.750 | | |
| | 0.800 | | |
| | 1 | | |
| | 1.25 | | |
| | 1.5 | | |
| | 2 | | |

| Catalog Number | Ampere Rating(A) | Voltage Rating(V) | Interrupting Rating |
|----------------|------------------|-------------------|-----------------------|
| R1032.*** | 2.5 | 32V | 1000A@32V |
| | 3 | | |
| | 3.15 | | |
| | 3.5 | | |
| | 4 | | |
| | 5 | | |
| | 6 | | |
| | 6.3 | | |
| | 7 | | |
| | 7.5 | | |
| R1032F.*** | 8 | 100V | 150A@63V/72/100V/125V |
| R1032T.*** | 10 | 125V | 50A@350V/400V |
| | 12 | | |
| | 15 | | |
| | 20 | | |
| | 25 | | |
| | 30 | | |
| | 40 * | | |

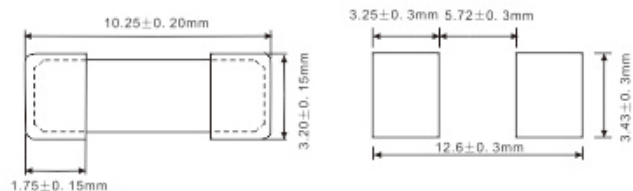
Dimension (Unit: mm)

Materials

- Body: ceramic
- End caps: Copper or Silver plated brass
- Fuse element: Alloy wire

Packaging

2,000 pcs per reel



**R1245F series, Surface Mount fuse Fast-Acting
32V/63V/72V/125V/250V**

**R1245T series, Surface Mount fuse Time-Lag
32V/63V/72V/125V/250V**



Description

R1245 Series fast-acting square Surface Mount fuses are ceramic tube/ end cap constructions, RoHS compliant, Halogen Free and lead-free, with U.S. (UL/CSA) safety agency approvals. Provide board level primary and secondary circuit protection in a wide variety of applications, end caps are available in copper or silver plated.

Electrical Characteristics(UL/CSA,248-14) File No.E340427

| Ampere Rating | % of current Rating | Blowing Time |
|---------------|---------------------|--------------|
| 15A-100A | 100% | >4hours |
| 15A-100A | 200% | < 60 sec |

Features

- Lead-Free and RoHS compliant
- Inrush withstand capability
- Wide range of current rating
- Wide range of current rating
- Excellent environmental integrity
- Operating temperature range -55°C to +125°C (consider de-rating)

Applications

- LED driver
- Notebook/Laptops
- PC computer
- Office electronic equipment
- Digital camera
- LCD/LED monitor/TV/backlight inverter
- Networking device
- Telecom device
- Industrial equipment
- Power supply

| Catalog Number | Ampere Rating(A) | Voltage Rating(V) | Interrupting Rating |
|-------------------|------------------|-----------------------------------|---|
| R1245F.15 | 15 | 32V 63V 72V 125V 250V | 200A@250V 500A@125V 1000A@32V /63V/72V |
| R1245F.20 | 20 | | |
| R1245F.25 | 25 | | |
| R1245F.30 | 30 | | |
| R1245F.40 | 40 * | | |
| R1245F.50 | 50 * | | |
| R1245F.60 | 60 * | | |
| R1245F.80 | 80 * | | |
| R1245F.100 | 100 * | | |

| Catalog Number | Ampere Rating(A) | Voltage Rating(V) | Interrupting Rating |
|-------------------|------------------|-----------------------------------|---|
| R1245T.15 | 15 | 32V 63V 72V 125V 250V | 200A@250V 500A@125V 1000A@32V /63V/72V |
| R1245T.20 | 20 | | |
| R1245T.25 | 25 | | |
| R1245T.30 | 30 | | |
| R1245T.40 | 40 * | | |
| R1245T.50 | 50 * | | |
| R1245T.60 | 60 * | | |
| R1245T.80 | 80 * | | |
| R1245T.100 | 100 * | | |

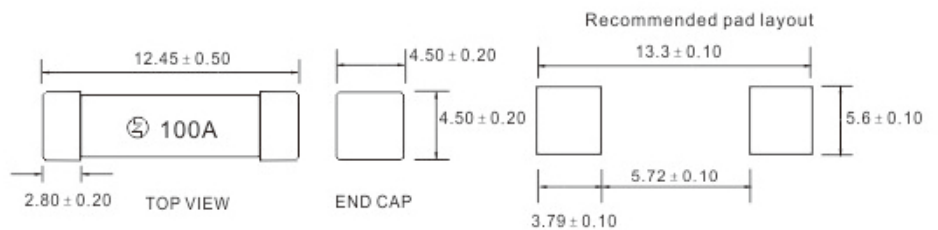
Dimension (Unit: mm)

Materials

Body: ceramic
End caps: Copper or Silver plated brass
Fuse element: Alloy wire

Packaging

1500 pcs per reel



8x4x5mm MFC Series Fast-Acting Radial Lead Micro Fuse



Agency Approvals 安規認證

| Agency | Ampere Range | Agency File Number |
|--------|--------------|--------------------|
| | 50mA~10A | E340427(JDYX2) |
| | 50mA~10A | E340427(JDYX8) |
| | 50mA~10A | Pending |
| | 50mA~10A | Pending |
| | 50mA~10A | Pending |
| | 50mA~10A | Pending |

Electrical Characteristics 電氣特性

| % of Ampere Rating(In) | Blowing Time |
|------------------------|------------------|
| 150%* In | (60 min Minimum) |
| 210%* In | (30 min Max) |
| 275%* In | (10 ms~3 s) |
| 400%* In | (3ms~300ms) |
| 1000%* In | (20 ms Max) |

Materials 材質

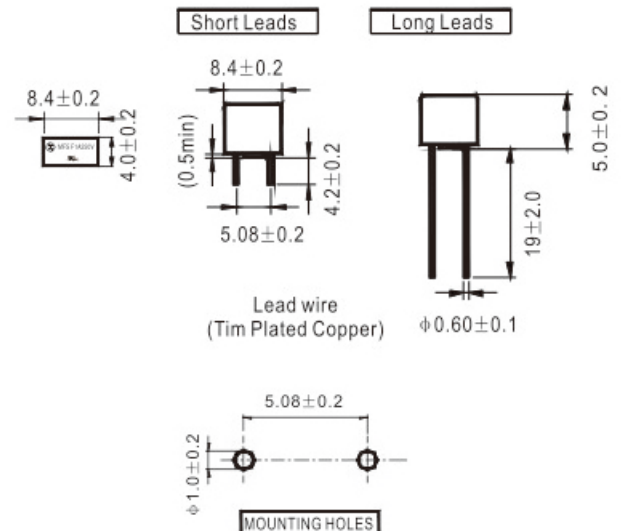
| Part Name | Material |
|-----------|--------------------------------------|
| Cap&Base | Black/Brown Thermoplastic, UL 94 V-0 |
| Lead wire | Copper, Tin-plated |

Packaging 包裝

| Packing type | Description |
|--------------|------------------|
| Bulk | 1,000PCS per bag |
| Tape | 1,000PCS per box |

| Catalog Number | Ampere Rating | Voltage Rating | Max Voltage Drop (mv) | I ² T Melting Integral (A ² .S) |
|----------------|---------------|----------------|-----------------------|---|
| MFC0050A | 50mA | 250/300V | 4200 | 0.0009 |
| MFC0100A | 100mA | 250/300V | 3500 | 0.002 |
| MFC0125A | 125mA | 250/300V | 2000 | 0.008 |
| MFC0160A | 160mA | 250/300V | 2000 | 0.012 |
| MFC0200A | 200mA | 250/300V | 1700 | 0.04 |
| MFC0250A | 250mA | 250/300V | 1400 | 0.06 |
| MFC0315A | 315mA | 250/300V | 1300 | 0.10 |
| MFC0400A | 400mA | 250/300V | 1200 | 0.20 |
| MFC0500A | 500mA | 250/300V | 1100 | 0.35 |
| MFC0630A | 630mA | 250/300V | 650 | 0.50 |
| MFC0800A | 800mA | 250/300V | 240 | 1.3 |
| MFC1100A | 1A | 250/300V | 200 | 1.6 |
| MFC1125A | 1.25A | 250/300V | 200 | 2.4 |
| MFC1160A | 1.6A | 250/300V | 190 | 4.6 |
| MFC1200A | 2A | 250/300V | 170 | 7.9 |
| MFC1250A | 2.5A | 250/300V | 170 | 12 |
| MFC1315A | 3.15A | 250/300V | 150 | 22 |
| MFC1400A | 4A | 250/300V | 130 | 29 |
| MFC1500A | 5A | 250/300V | 130 | 78 |
| MFC1630A | 6.3A | 250/300V | 130 | 97 |
| MFC1800A | 8A | 250/300V | 100 | 290 |
| MFC2100A | 10A | 250/300V | 100 | 430 |

Dimensions 尺寸



8x4x5mm MTC Series Time-Lag Radial Lead Micro Fuse



| Catalog Number | Ampere Rating | Voltage Rating | Max Voltage Drop (mv) | I ² T Melting Integral(A ² .S) |
|----------------|---------------|----------------|-----------------------|--|
| MTC0050A | 50mA | 250/300V | 555 | 0.02 |
| MTC0100A | 100mA | 250/300V | 355 | 0.11 |
| MTC0125A | 125mA | 250/300V | 323 | 0.12 |
| MTC0160A | 160mA | 250/300V | 296 | 0.17 |
| MTC0200A | 200mA | 250/300V | 272 | 0.21 |
| MTC0250A | 250mA | 250/300V | 251 | 0.41 |
| MTC0315A | 315mA | 250/300V | 237 | 0.63 |
| MTC0400A | 400mA | 250/300V | 211 | 1.22 |
| MTC0500A | 500mA | 250/300V | 202 | 2.34 |
| MTC0630A | 630mA | 250/300V | 191 | 2.88 |
| MTC0800A | 800mA | 250/300V | 172 | 3.92 |
| MTC1100A | 1A | 250/300V | 200 | 5.77 |
| MTC1125A | 1.25A | 250/300V | 200 | 8.34 |
| MTC1160A | 1.6A | 250/300V | 190 | 13.60 |
| MTC1200A | 2A | 250/300V | 170 | 25.90 |
| MTC1250A | 2.5A | 250/300V | 170 | 42 |
| MTC1315A | 3.15A | 250/300V | 150 | 58 |
| MTC1400A | 4A | 250/300V | 130 | 92 |
| MTC1500A | 5A | 250/300V | 130 | 140 |
| MTC1630A | 6.3A | 250/300V | 130 | 330 |
| MTC1800A | 8A | 250/300V | 100 | 470 |
| MTC2100A | 10A | 250/300V | 100 | 620 |

Agency Approvals 安規認證

| Agency | Ampere Range | Agency File Number |
|----------|--------------|--------------------|
| UL | 50mA~10A | E340427(JDYX2) |
| C UL US | 50mA~10A | E340427(JDYX8) |
| VDE | 50mA~10A | Pending |
| CQC | 50mA~10A | Pending |
| PS E JET | 50mA~10A | Pending |
| K | 50mA~10A | Pending |

Electrical Characteristics 電氣特性

| % of Ampere Rating(In) | Blowing Time |
|------------------------|------------------|
| 150%* In | (60 min Minimum) |
| 210%* In | (2 min Max) |
| 275%* In | (400 ms~10 s) |
| 400%* In | (150 ms~3 s) |
| 1000%* In | (20 ms~150 ms) |

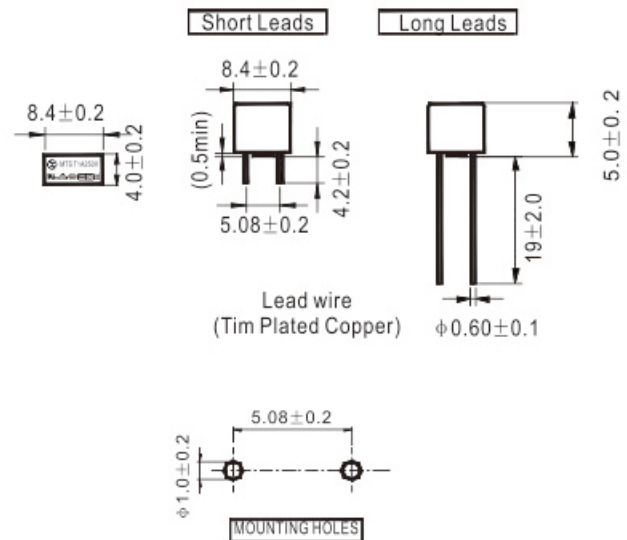
Materials 材質

| Part Name | Material |
|-----------|--------------------------------------|
| Cap&Base | Black/Brown Thermoplastic, UL 94 V-0 |
| Lead wire | Copper, Tin-plated |


Packaging 包裝

| Packing type | Description |
|--------------|------------------|
| Bulk | 1,000PCS per bag |
| Tape | 1,000PCS per box |

Dimensions 尺寸



8x4x7mm MFS Series Fast-Acting Radial Lead Micro Fuse



Agency Approvals 安規認證

| Agency | Ampere Range | Agency File Number |
|--------|--------------|--------------------|
| | 50mA ~ 6.3A | E340427(JDYX2) |
| | 50mA ~ 6.3A | E340427(JDYX8) |
| | 50mA ~ 6.3A | Pending |
| | 50mA ~ 6.3A | Pending |
| | 50mA ~ 6.3A | Pending |
| | 50mA ~ 6.3A | Pending |

Electrical Characteristics 電氣特性

| % of Ampere Rating(In) | Blowing Time |
|------------------------|------------------|
| 150%* In | (60 min Minimum) |
| 210%* In | (30 min Max) |
| 275%* In | (10 ms~3 s) |
| 400%* In | (3ms~300ms) |
| 1000%* In | (20 ms Max) |

Materials 材質

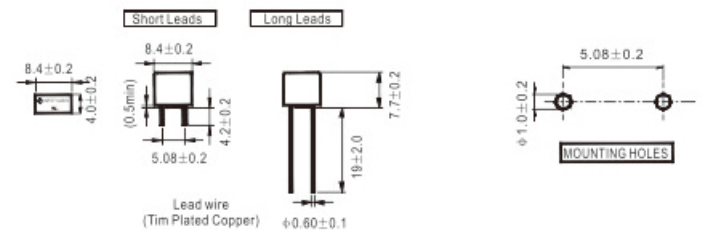
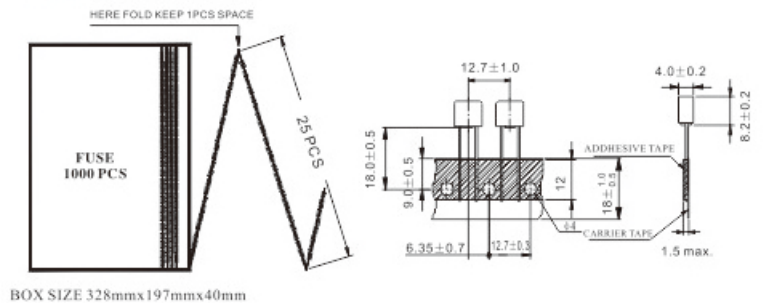
| Part Name | Material |
|-----------|--------------------------------------|
| Cap&Base | Black/Brown Thermoplastic, UL 94 V-0 |
| Lead wire | Copper, Tin-plated |

Packaging 包裝


| Packing type | Description |
|--------------|------------------|
| Bulk | 1,000PCS per bag |
| Tape | 1,000PCS per box |

| Catalog Number | Ampere Rating | Voltage Rating | Max Voltage Drop (mv) | I ² T Melting Integral(A ² .S) |
|----------------|---------------|----------------|-----------------------|--|
| MFS0050A | 50mA | 250V | 4200 | 0.0009 |
| MFS0100A | 100mA | 250V | 3500 | 0.002 |
| MFS0125A | 125mA | 250V | 2000 | 0.008 |
| MFS0160A | 160mA | 250V | 2000 | 0.012 |
| MFS0200A | 200mA | 250V | 1700 | 0.04 |
| MFS0250A | 250mA | 250V | 1400 | 0.06 |
| MFS0315A | 315mA | 250V | 1300 | 0.10 |
| MFS0400A | 400mA | 250V | 1200 | 0.20 |
| MFS0500A | 500mA | 250V | 1100 | 0.35 |
| MFS0630A | 630mA | 250V | 650 | 0.50 |
| MFS0800A | 800mA | 250V | 240 | 1.3 |
| MFS1100A | 1A | 250V | 200 | 1.6 |
| MFS1125A | 1.25A | 250V | 200 | 2.4 |
| MFS1160A | 1.6A | 250V | 190 | 4.6 |
| MFS1200A | 2A | 250V | 170 | 7.9 |
| MFS1250A | 2.5A | 250V | 170 | 12 |
| MFS1315A | 3.15A | 250V | 150 | 22 |
| MFS1400A | 4A | 250V | 130 | 29 |
| MFS1500A | 5A | 250V | 130 | 78 |
| MFS1630A | 6.3A | 250V | 130 | 97 |
| MFS1800A | 8A | 250V | 100 | 290 |
| MFS2100A | 10A | 250V | 100 | 430 |

Dimensions 尺寸



8x4x7mm MTS Series Time-Lag Radial Lead Micro Fuse



Agency Approvals 安規認證

| Agency | Ampere Range | Agency File Number |
|--------|--------------------------------|------------------------------------|
| | 50mA ~ 6.3A | E340427(JDYX2) |
| | 50mA ~ 6.3A | E340427(JDYX8) |
| | 50mA ~ 6.3A | 40039420 |
| | 50mA~6.3A 8A~10A | 2019010207239568 |
| | 50mA~6.3A | PSE16021073 |
| | 50mA~6.3A 200mA 250mA 315mA | SU05052-16004/5/6 SU05052-19004 |

Electrical Characteristics 電氣特性

| % of Ampere Rating(In) | Blowing Time |
|------------------------|------------------|
| 150%* In | (60 min Minimum) |
| 210%* In | (2 min Max) |
| 275%* In | (400 ms~10 s) |
| 400%* In | (150 ms~3 s) |
| 1000%* In | (20 ms~150 ms) |

Materials 材質

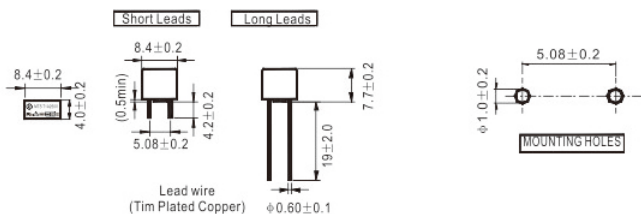
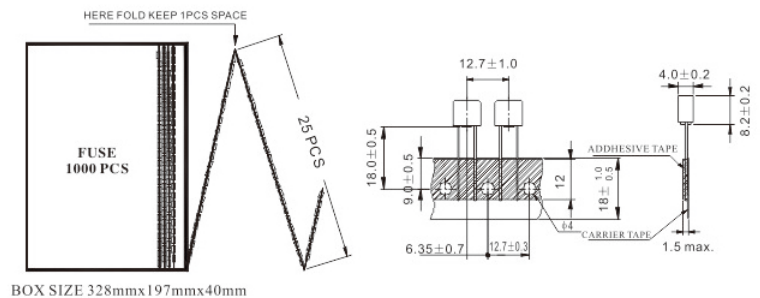
| Part Name | Material |
|-----------|--------------------------------------|
| Cap&Base | Black/Brown Thermoplastic, UL 94 V-0 |
| Lead wire | Copper, Tin-plated |

Packaging 包裝


| Packing type | Description |
|--------------|------------------|
| Bulk | 1,000PCS per bag |
| Tape | 1,000PCS per box |

| Catalog Number | Ampere Rating | Voltage Rating | Max Voltage Drop (mv) | I ² T Melting Integral(A ² .S) |
|----------------|---------------|----------------|-----------------------|--|
| MTS0050A | 50mA | 250V | 555 | 0.02 |
| MTS0100A | 100mA | 250V | 355 | 0.11 |
| MTS0125A | 125mA | 250V | 323 | 0.12 |
| MTS0160A | 160mA | 250V | 296 | 0.17 |
| MTS0200A | 200mA | 250V | 272 | 0.21 |
| MTS0250A | 250mA | 250V | 251 | 0.41 |
| MTS0315A | 315mA | 250V | 237 | 0.63 |
| MTS0400A | 400mA | 250V | 211 | 1.22 |
| MTS0500A | 500mA | 250V | 202 | 2.34 |
| MTS0630A | 630mA | 250V | 191 | 2.88 |
| MTS0800A | 800mA | 250V | 172 | 3.92 |
| MTS1100A | 1A | 250V | 200 | 5.77 |
| MTS1125A | 1.25A | 250V | 200 | 8.34 |
| MTS1160A | 1.6A | 250V | 190 | 13.60 |
| MTS1200A | 2A | 250V | 170 | 25.90 |
| MTS1250A | 2.5A | 250V | 170 | 42 |
| MTS1315A | 3.15A | 250V | 150 | 58 |
| MTS1400A | 4A | 250V | 130 | 92 |
| MTS1500A | 5A | 250V | 130 | 140 |
| MTS1630A | 6.3A | 250V | 130 | 330 |
| MTS1800A | 8A | 250V | 100 | 470 |
| MTS2100A | 10A | 250V | 100 | 620 |

Dimensions 尺寸



8x4x7mm NFS Series Fast-Acting Radial Lead Micro Fuse



Agency Approvals 安規認證

| Agency | Ampere Range | Agency File Number |
|--------|--------------|--------------------|
| | 50mA ~ 6.3A | E340427(JDYX2) |
| | 50mA ~ 6.3A | E340427(JDYX8) |
| | 50mA ~ 6.3A | Pending |
| | 50mA ~ 6.3A | Pending |
| | 50mA ~ 6.3A | Pending |
| | 50mA ~ 6.3A | Pending |

Electrical Characteristics 電氣特性

| % of Ampere Rating(In) | Blowing Time |
|------------------------|------------------|
| 150%* In | (60 min Minimum) |
| 210%* In | (30 min Max) |
| 275%* In | (10 ms~3 s) |
| 400%* In | (3ms~300ms) |
| 1000%* In | (20 ms Max) |

Materials 材質

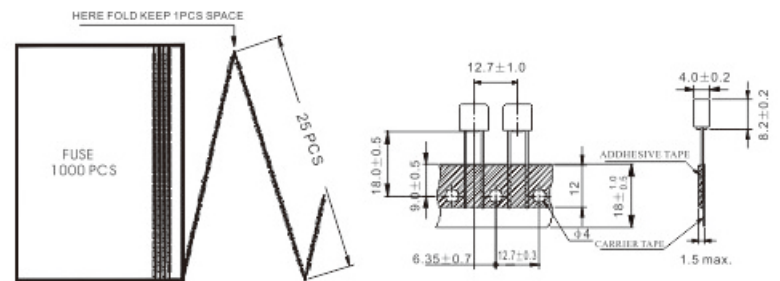
| Part Name | Material |
|-----------|--------------------------------------|
| Cap&Base | Black/Brown Thermoplastic, UL 94 V-0 |
| Lead wire | Copper, Tin-plated |

Packaging 包裝

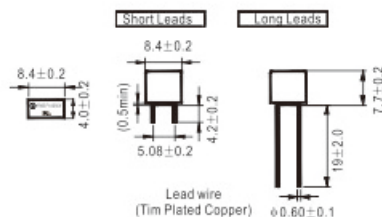
| Packing type | Description |
|--------------|------------------|
| Bulk | 1,000PCS per bag |
| Tape | 1,000PCS per box |

| Catalog Number | Ampere Rating | Voltage Rating | Max Voltage Drop (mv) | I ² T Melting Integral(A ² .S) |
|----------------|---------------|----------------|-----------------------|--|
| NFS0050A | 50mA | 300V | 3600 | 0.0008 |
| NFS0100A | 100mA | 300V | 3500 | 0.002 |
| NFS0125A | 125mA | 300V | 2000 | 0.008 |
| NFS0160A | 160mA | 300V | 2000 | 0.012 |
| NFS0200A | 200mA | 300V | 1700 | 0.04 |
| NFS0250A | 250mA | 300V | 1400 | 0.06 |
| NFS0315A | 315mA | 300V | 1300 | 0.10 |
| NFS0400A | 400mA | 300V | 1200 | 0.20 |
| NFS0500A | 500mA | 300V | 1100 | 0.35 |
| NFS0630A | 630mA | 300V | 650 | 0.50 |
| NFS0800A | 800mA | 300V | 240 | 1.3 |
| NFS1100A | 1A | 300V | 200 | 1.6 |
| NFS1125A | 1.25A | 300V | 200 | 2.4 |
| NFS1160A | 1.6A | 300V | 190 | 4.6 |
| NFS1200A | 2A | 300V | 170 | 7.9 |
| NFS1250A | 2.5A | 300V | 170 | 12 |
| NFS1315A | 3.15A | 300V | 150 | 22 |
| NFS1400A | 4A | 300V | 130 | 29 |
| NFS1500A | 5A | 300V | 130 | 78 |
| NFS1630A | 6.3A | 300V | 130 | 97 |
| NFS1800A | 8A | 300V | 100 | 290 |
| NFS2100A | 10A | 300V | 100 | 430 |


Dimensions 尺寸



BOX SIZE 328mmx197mmx40mm



8x4x7mm NTS Series Time-Lag Radial Lead Micro Fuse



Agency Approvals 安規認證

| Agency | Ampere Range | Agency File Number |
|--------|--------------|--------------------|
| | 50mA ~ 6.3A | E340427(JDYX2) |
| | 50mA ~ 6.3A | E340427(JDYX8) |
| | 50mA ~ 6.3A | Pending |
| | 50mA ~ 6.3A | Pending |
| | 50mA ~ 6.3A | Pending |
| | 50mA ~ 6.3A | Pending |

Electrical Characteristics 電氣特性

| % of Ampere Rating(In) | Blowing Time |
|------------------------|------------------|
| 150%* In | (60 min Minimum) |
| 210%* In | (2 min Max) |
| 275%* In | (400 ms~10 s) |
| 400%* In | (150 ms~3 s) |
| 1000%* In | (20 ms~150 ms) |

Materials 材質

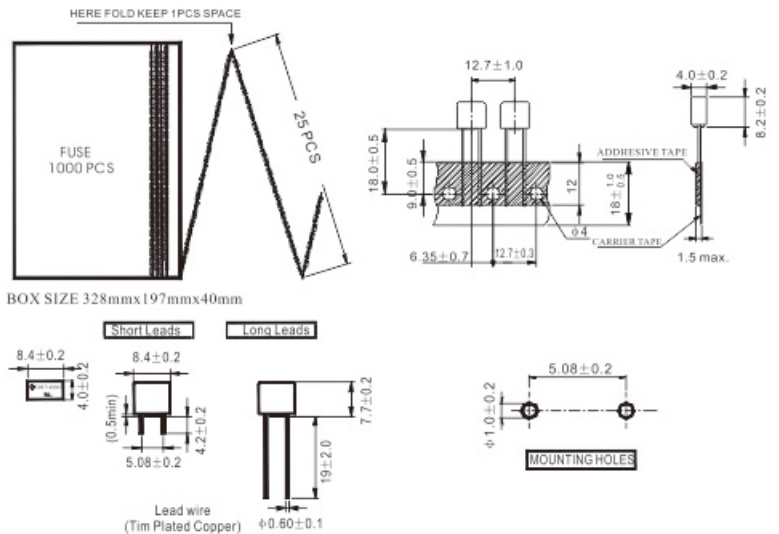
| Part Name | Material |
|-----------|--------------------------------------|
| Cap&Base | Black/Brown Thermoplastic, UL 94 V-0 |
| Lead wire | Copper, Tin-plated |

Packaging 包裝


| Packing type | Description |
|--------------|------------------|
| Bulk | 1,000PCS per bag |
| Tape | 1,000PCS per box |

| Catalog Number | Ampere Rating | Voltage Rating | Max Voltage Drop (mv) | I ² T Melting Integral(A ² .S) |
|----------------|---------------|----------------|-----------------------|--|
| NTS0050A | 50mA | 300V | 655 | 0.04 |
| NTS0100A | 100mA | 300V | 410 | 0.31 |
| NTS0125A | 125mA | 300V | 323 | 0.42 |
| NTS0160A | 160mA | 300V | 296 | 0.57 |
| NTS0200A | 200mA | 300V | 272 | 0.71 |
| NTS0250A | 250mA | 300V | 251 | 0.91 |
| NTS0315A | 315mA | 300V | 237 | 0.63 |
| NTS0400A | 400mA | 300V | 211 | 1.22 |
| NTS0500A | 500mA | 300V | 202 | 2.34 |
| NTS0630A | 630mA | 300V | 191 | 2.88 |
| NTS0800A | 800mA | 300V | 172 | 3.92 |
| NTS1100A | 1A | 300V | 200 | 8.77 |
| NTS1125A | 1.25A | 300V | 200 | 10.22 |
| NTS1160A | 1.6A | 300V | 190 | 14.88 |
| NTS1200A | 2A | 300V | 170 | 29.90 |
| NTS1250A | 2.5A | 300V | 170 | 47 |
| NTS1315A | 3.15A | 300V | 150 | 62 |
| NTS1400A | 4A | 300V | 130 | 104 |
| NTS1500A | 5A | 300V | 130 | 195 |
| NTS1630A | 6.3A | 300V | 130 | 378 |
| NTS1800A | 8A | 300V | 100 | 521 |
| NTS2100A | 10A | 300V | 100 | 640 |

Dimensions 尺寸



8x4x7mm FMS Series Fast-Acting Radial Lead Micro Fuse



Agency Approvals 安規認證

| Agency | Ampere Range | Agency File Number |
|--------|--------------|--------------------|
| | 50mA ~ 6.3A | E340427(JDYX2) |
| | 50mA ~ 6.3A | E340427(JDYX8) |
| | 50mA ~ 6.3A | Pending |
| | 50mA ~ 6.3A | Pending |
| | 50mA ~ 6.3A | Pending |
| | 50mA ~ 6.3A | Pending |

Electrical Characteristics 電氣特性

| % of Ampere Rating(In) | Blowing Time |
|------------------------|------------------|
| 150%* In | (60 min Minimum) |
| 210%* In | (30 min Max) |
| 275%* In | (10 ms~3 s) |
| 400%* In | (3ms~300ms) |
| 1000%* In | (20 ms Max) |

Materials 材質

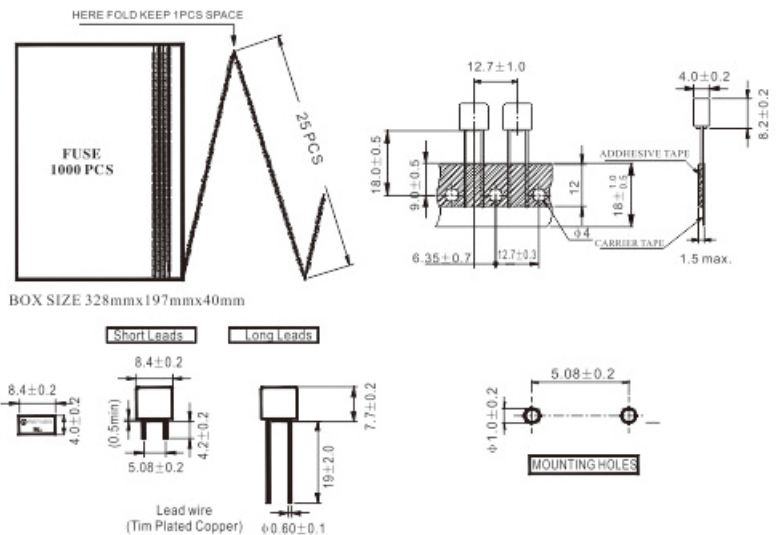
| Part Name | Material |
|-----------|--------------------------------------|
| Cap&Base | Black/Brown Thermoplastic, UL 94 V-0 |
| Lead wire | Copper, Tin-plated |

Packaging 包裝


| Packing type | Description |
|--------------|------------------|
| Bulk | 1,000PCS per bag |
| Tape | 1,000PCS per box |

| Catalog Number | Ampere Rating | Voltage Rating | Max Voltage Drop (mv) | I ² T Melting Integral(A ² .S) |
|----------------|---------------|----------------|-----------------------|--|
| FMS0050A | 50mA | 350V | 3600 | 0.0008 |
| FMS0100A | 100mA | 350V | 3500 | 0.002 |
| FMS0125A | 125mA | 350V | 2000 | 0.008 |
| FMS0160A | 160mA | 350V | 2000 | 0.012 |
| FMS0200A | 200mA | 350V | 1700 | 0.04 |
| FMS0250A | 250mA | 350V | 1400 | 0.06 |
| FMS0315A | 315mA | 350V | 1300 | 0.10 |
| FMS0400A | 400mA | 350V | 1200 | 0.20 |
| FMS0500A | 500mA | 350V | 1100 | 0.35 |
| FMS0630A | 630mA | 350V | 650 | 0.50 |
| FMS0800A | 800mA | 350V | 240 | 1.3 |
| FMS1100A | 1A | 350V | 200 | 1.6 |
| FMS1125A | 1.25A | 350V | 200 | 2.4 |
| FMS1160A | 1.6A | 350V | 190 | 4.6 |
| FMS1200A | 2A | 350V | 170 | 7.9 |
| FMS1250A | 2.5A | 350V | 170 | 12 |
| FMS1315A | 3.15A | 350V | 150 | 22 |
| FMS1400A | 4A | 350V | 130 | 29 |
| FMS1500A | 5A | 350V | 130 | 78 |
| FMS1630A | 6.3A | 350V | 130 | 97 |
| FMS1800A | 8A | 350V | 100 | 290 |
| FMS2100A | 10A | 350V | 100 | 430 |

Dimensions 尺寸



8x4x7mm TMS Series Time-Lag Radial Lead Micro Fuse



Agency Approvals 安規認證

| Agency | Ampere Range | Agency File Number |
|--------|--------------|--------------------|
| | 50mA ~ 6.3A | E340427(JDYX2) |
| | 50mA ~ 6.3A | E340427(JDYX8) |
| | 50mA ~ 6.3A | Pending |
| | 50mA ~ 6.3A | Pending |
| | 50mA ~ 6.3A | Pending |
| | 50mA ~ 6.3A | Pending |

Electrical Characteristics 電氣特性

| % of Ampere Rating(In) | Blowing Time |
|------------------------|------------------|
| 150%* In | (60 min Minimum) |
| 210%* In | (2 min Max) |
| 275%* In | (400 ms~10 s) |
| 400%* In | (150 ms~3 s) |
| 1000%* In | (20 ms~150 ms) |

Materials 材質

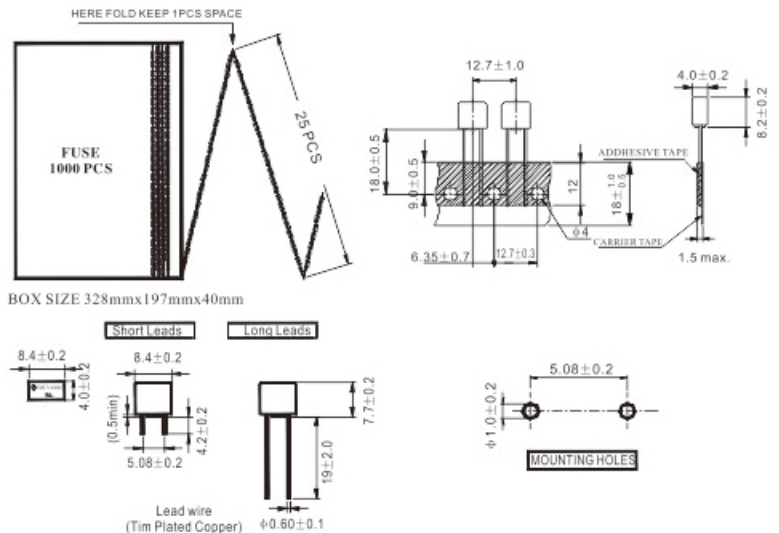
| Part Name | Material |
|-----------|--------------------------------------|
| Cap&Base | Black/Brown Thermoplastic, UL 94 V-0 |
| Lead wire | Copper, Tin-plated |

Packaging 包裝


| Packing type | Description |
|--------------|------------------|
| Bulk | 1,000PCS per bag |
| Tape | 1,000PCS per box |

| Catalog Number | Ampere Rating | Voltage Rating | Max Voltage Drop (mv) | I ² T Melting Integral(A ² .S) |
|----------------|---------------|----------------|-----------------------|--|
| TMS0050A | 50mA | 350V | 655 | 0.04 |
| TMS0100A | 100mA | 350V | 410 | 0.31 |
| TMS0125A | 125mA | 350V | 323 | 0.42 |
| TMS0160A | 160mA | 350V | 296 | 0.57 |
| TMS0200A | 200mA | 350V | 272 | 0.71 |
| TMS0250A | 250mA | 350V | 251 | 0.91 |
| TMS0315A | 315mA | 350V | 237 | 0.63 |
| TMS0400A | 400mA | 350V | 211 | 1.22 |
| TMS0500A | 500mA | 350V | 202 | 2.34 |
| TMS0630A | 630mA | 350V | 191 | 2.88 |
| TMS0800A | 800mA | 350V | 172 | 3.92 |
| TMS1100A | 1A | 350V | 200 | 8.77 |
| TMS1125A | 1.25A | 350V | 200 | 10.22 |
| TMS1160A | 1.6A | 350V | 190 | 14.88 |
| TMS1200A | 2A | 350V | 170 | 29.90 |
| TMS1250A | 2.5A | 350V | 170 | 47 |
| TMS1315A | 3.15A | 350V | 150 | 62 |
| TMS1400A | 4A | 350V | 130 | 104 |
| TMS1500A | 5A | 350V | 130 | 195 |
| TMS1630A | 6.3A | 350V | 130 | 378 |
| TMS1800A | 8A | 350V | 100 | 521 |
| TMS2100A | 10A | 350V | 100 | 640 |

Dimensions 尺寸



12x6x9mm 96F Series Fast-Acting Radial Lead Micro Fuse



Agency Approvals 安規認證

| Agency | Ampere Range | Agency File Number |
|--------|--------------|--------------------|
| | 50mA~20A | E340427(JDYX2) |
| | 50mA~20A | E340427(JDYX8) |
| | 50mA ~ 6.3A | Pending |
| | 50mA ~ 6.3A | Pending |
| | 50mA ~ 6.3A | Pending |
| | 50mA ~ 6.3A | Pending |

Electrical Characteristics 電氣特性

| % of Ampere Rating(In) | Blowing Time |
|------------------------|------------------|
| 150%* In | (60 min Minimum) |
| 210%* In | (30 min Max) |
| 275%* In | (10 ms~3 s) |
| 400%* In | (3ms~300ms) |
| 1000%* In | (20 ms Max) |

Materials 材質

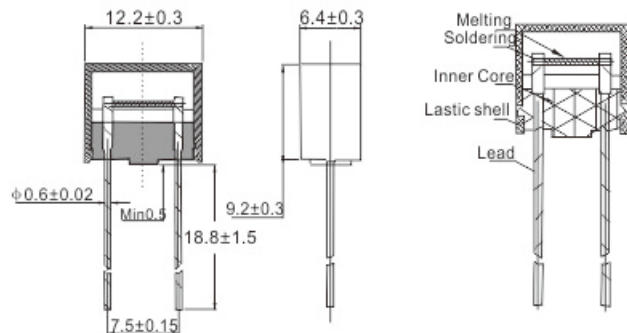
| Part Name | Material |
|-----------|--------------------------------------|
| Cap&Base | Black/Brown Thermoplastic, UL 94 V-0 |
| Lead wire | Copper, Tin-plated |

Packaging 包裝

| Packing type | Description |
|--------------|------------------|
| Bulk | 1,000PCS per bag |
| Tape | 1,000PCS per box |

| Catalog Number | Ampere Rating | Voltage Rating | Interrupting Rating |
|----------------|---------------|----------------|---------------------|
| 96F0050A | 50mA | 125V | 100A@500V |
| 96F0100A | 100mA | | |
| 96F0125A | 125mA | | |
| 96F0160A | 160mA | | |
| 96F0200A | 200mA | | |
| 96F0250A | 250mA | | |
| 96F0315A | 315mA | | |
| 96F0400A | 400mA | | |
| 96F0500A | 500mA | | |
| 96F0630A | 630mA | | |
| 96F0800A | 800mA | 250V | 100A@500V |
| 96F1100A | 1A | | |
| 96F1125A | 1.25A | | |
| 96F1160A | 1.6A | 300V | 400A@125V/250V |
| 96F1200A | 2A | | |
| 96F1250A | 2.5A | 350V | 100A@300V/350V |
| 96F1315A | 3.15A | | |
| 96F1400A | 4A | | |
| 96F1500A | 5A | | |
| 96F1630A | 6.3A | | |
| 96F1800A | 8A | | |
| 96F2100A | 10A | | |
| 96F2120A | 12A | | |
| 96F2150A | 15A | | |
| 96F2160A | 16A | | |
| 96F2200A | 20A | | |


Dimensions 尺寸









the size chart of product

The structure of product

12x6x9mm 96T Series Time-Lag Radial Lead Micro Fuse



Agency Approvals 安規認證

| Agency | Ampere Range | Agency File Number |
|---|--------------|--------------------|
|  | 50mA~20A | E340427(JDYX2) |
|  | 50mA~20A | E340427(JDYX8) |
|  | 50mA ~ 6.3A | Pending |
|  | 50mA ~ 6.3A | Pending |
|  | 50mA ~ 6.3A | Pending |
|  | 50mA ~ 6.3A | Pending |

Electrical Characteristics 電氣特性

| % of Ampere Rating(In) | Blowing Time |
|------------------------|------------------|
| 150%* In | (60 min Minimum) |
| 210%* In | (2 min Max) |
| 275%* In | (400 ms~10 s) |
| 400%* In | (150 ms~3 s) |
| 1000%* In | (20 ms~150 ms) |

Materials 材質

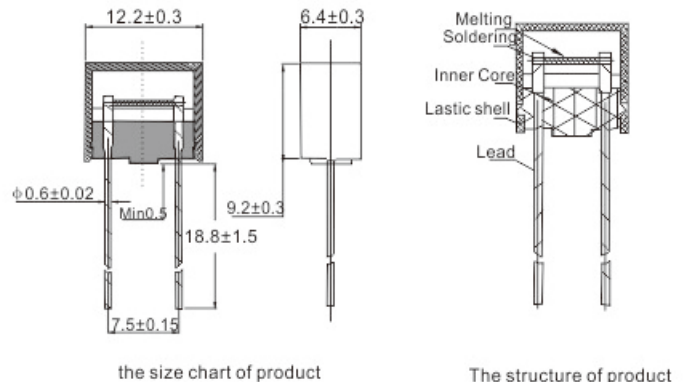
| Part Name | Material |
|-----------|--------------------------------------|
| Cap&Base | Black/Brown Thermoplastic, UL 94 V-0 |
| Lead wire | Copper, Tin-plated |

Packaging 包裝

| Packing type | Description |
|--------------|------------------|
| Bulk | 1,000PCS per bag |
| Tape | 1,000PCS per box |

| Catalog Number | Ampere Rating | Voltage Rating | Interrupting Rating |
|----------------|---------------|----------------|---------------------|
| 96T0050A | 50mA | 125V | 100A@500V |
| 96T0100A | 100mA | | |
| 96T0125A | 125mA | | |
| 96T0160A | 160mA | | |
| 96T0200A | 200mA | | |
| 96T0250A | 250mA | | |
| 96T0315A | 315mA | | |
| 96T0400A | 400mA | | |
| 96T0500A | 500mA | | |
| 96T0630A | 630mA | | |
| 96T0800A | 800mA | 250V | 400A@125V/250V |
| 96T1100A | 1A | | |
| 96T1125A | 1.25A | | |
| 96T1160A | 1.6A | 300V | 100A@300V/350V |
| 96T1200A | 2A | | |
| 96T1250A | 2.5A | | |
| 96T1315A | 3.15A | 350V | |
| 96T1400A | 4A | | |
| 96T1500A | 5A | | |
| 96T1630A | 6.3A | | |
| 96T1800A | 8A | | |
| 96T2100A | 10A | | |
| 96T2120A | 12A | | |
| 96T2150A | 15A | | |
| 96T2160A | 16A | | |
| 96T2200A | 20A | | |

Dimensions 尺寸



SFB Series 3 x 7mm Fast-Acting Subminiature Fuses



Agency Approvals 安規認證

| Agency | Ampere Range | Agency File Number |
|--------|--------------|--------------------|
| | 100mA ~ 6.3A | E340427(JDYX2) |
| | 100mA ~ 6.3A | E340427(JDYX8) |
| | 100mA ~ 6.3A | Pending |
| | 100mA ~ 6.3A | Pending |

Electrical Characteristics 電氣特性

| % of Ampere Rating(In) | Blowing Time |
|------------------------|---------------|
| 100% * In | (4 hours Min) |
| 200% * In | (60 sec Max) |

Materials 材質

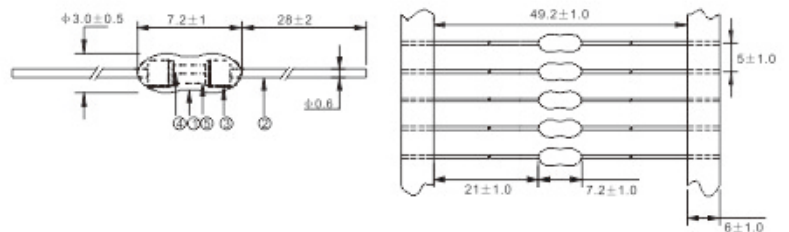
| Part Name | Material |
|-------------------|------------------------------|
| Body Encapsulated | Epoxy Coated |
| Lead wire | Tin Plated Copper |
| Cap | Nickel Plated Brass |
| Fuse element | Alloy wire |
| Body | Non-Transparent Ceramic Tube |

Packaging 包裝

| Packing type | Description |
|--------------|------------------|
| Bulk | 1,000PCS per bag |
| Tape | 3,000PCS per box |

| Catalog Number | Ampere Rating | Voltage Rating | Breaking Capacity |
|----------------|---------------|----------------|-------------------|
| SFB0100A/B | 100mA | 250V/125V | 50A@125V/250VAC |
| SFB0125A/B | 125mA | 250V/125V | 50A@125V/250VAC |
| SFB0160A/B | 160mA | 250V/125V | 50A@125V/250VAC |
| SFB0200A/B | 200mA | 250V/125V | 50A@125V/250VAC |
| SFB0250A/B | 250mA | 250V/125V | 50A@125V/250VAC |
| SFB0300A/B | 300mA | 250V/125V | 50A@125V/250VAC |
| SFB0315A/B | 315mA | 250V/125V | 50A@125V/250VAC |
| SFB0350A/B | 350mA | 250V/125V | 50A@125V/250VAC |
| SFB0400A/B | 400mA | 250V/125V | 50A@125V/250VAC |
| SFB0500A/B | 500mA | 250V/125V | 50A@125V/250VAC |
| SFB0630A/B | 630mA | 250V/125V | 50A@125V/250VAC |
| SFB0750A/B | 750mA | 250V/125V | 50A@125V/250VAC |
| SFB0800A/B | 800mA | 250V/125V | 50A@125V/250VAC |
| SFB1100A/B | 1A | 250V/125V | 50A@125V/250VAC |
| SFB1125A/B | 1.25A | 250V/125V | 50A@125V/250VAC |
| SFB1150A/B | 1.5A | 250V/125V | 50A@125V/250VAC |
| SFB1160A/B | 1.6A | 250V/125V | 50A@125V/250VAC |
| SFB1200A/B | 2A | 250V/125V | 50A@125V/250VAC |
| SFB1250A/B | 2.5A | 250V/125V | 50A@125V/250VAC |
| SFB1300A/B | 3A | 250V/125V | 50A@125V/250VAC |
| SFB1315A/B | 3.15A | 250V/125V | 50A@125V/250VAC |
| SFB1350A/B | 3.5A | 250V/125V | 50A@125V/250VAC |
| SFB1400A/B | 4A | 250V/125V | 50A@125V/250VAC |
| SFB1500A/B | 5A | 250V/125V | 50A@125V/250VAC |
| SFB1630A/B | 6.3A | 250V/125V | 50A@125V/250VAC |

Dimensions 尺寸



STB Series 3 x 7mm Time-Lag Subminiature Fuses



Agency Approvals 安規認證

| Agency | Ampere Range | Agency File Number |
|--------|--------------|--------------------|
| | 100mA ~ 6.3A | E340427(JDYG2) |
| | 100mA ~ 6.3A | E340427(JDYG8) |
| | 100mA ~ 6.3A | Pending |
| | 100mA ~ 6.3A | Pending |

Electrical Characteristics 電氣特性

| % of Ampere Rating(In) | Blowing Time |
|------------------------|---------------|
| 100% * In | (4 hours Min) |
| 200% * In | (60 sec Max) |

Materials 材質

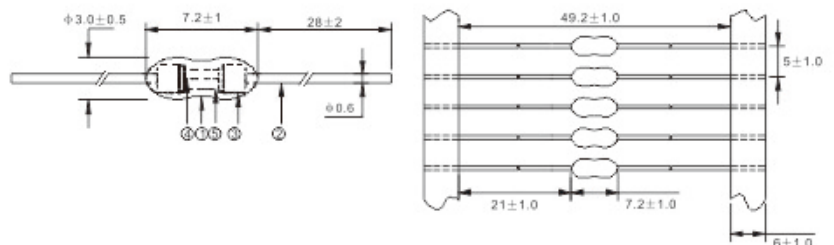
| Part Name | Material |
|-------------------|------------------------------|
| Body Encapsulated | Epoxy Coated |
| Lead wire | Tin Plated Copper |
| Cap | Nickel Plated Brass |
| Fuse element | Alloy wire |
| Body | Non-Transparent Ceramic Tube |

Packaging 包裝

| Packing type | Description |
|--------------|------------------|
| Bulk | 1,000PCS per bag |
| Tape | 3,000PCS per box |

| Catalog Number | Ampere Rating | Voltage Rating | Breaking Capacity |
|----------------|---------------|----------------|-------------------|
| STB0100A/B | 100mA | 250V/125V | 50A@125V/250VAC |
| STB0125A/B | 125mA | 250V/125V | 50A@125V/250VAC |
| STB0160A/B | 160mA | 250V/125V | 50A@125V/250VAC |
| STB0200A/B | 200mA | 250V/125V | 50A@125V/250VAC |
| STB0250A/B | 250mA | 250V/125V | 50A@125V/250VAC |
| STB0300A/B | 300mA | 250V/125V | 50A@125V/250VAC |
| STB0315A/B | 315mA | 250V/125V | 50A@125V/250VAC |
| STB0350A/B | 350mA | 250V/125V | 50A@125V/250VAC |
| STB0400A/B | 400mA | 250V/125V | 50A@125V/250VAC |
| STB0500A/B | 500mA | 250V/125V | 50A@125V/250VAC |
| STB0630A/B | 630mA | 250V/125V | 50A@125V/250VAC |
| STB0750A/B | 750mA | 250V/125V | 50A@125V/250VAC |
| STB0800A/B | 800mA | 250V/125V | 50A@125V/250VAC |
| STB1100A/B | 1A | 250V/125V | 50A@125V/250VAC |
| STB1125A/B | 1.25A | 250V/125V | 50A@125V/250VAC |
| STB1150A/B | 1.5A | 250V/125V | 50A@125V/250VAC |
| STB1160A/B | 1.6A | 250V/125V | 50A@125V/250VAC |
| STB1200A/B | 2A | 250V/125V | 50A@125V/250VAC |
| STB1250A/B | 2.5A | 250V/125V | 50A@125V/250VAC |
| STB1300A/B | 3A | 250V/125V | 50A@125V/250VAC |
| STB1315A/B | 3.15A | 250V/125V | 50A@125V/250VAC |
| STB1350A/B | 3.5A | 250V/125V | 50A@125V/250VAC |
| STB1400A/B | 4A | 250V/125V | 50A@125V/250VAC |
| STB1500A/B | 5A | 250V/125V | 50A@125V/250VAC |
| STB1630A/B | 6.3A | 250V/125V | 50A@125V/250VAC |

Dimensions 尺寸



RFP Series 4 x 11mm Fast-Acting Subminiature Fuses



• Agency Approvals 安規認證

| Agency | Ampere Range | Agency File Number |
|--------|--------------|--------------------|
| | 100mA ~ 10A | E340427(JDYX2) |
| | 100mA ~ 10A | E340427(JDYX8) |

• Electrical Characteristics 電氣特性

| % of Ampere Rating(In) | Blowing Time |
|------------------------|---------------|
| 100% * In | (4 hours Min) |
| 200% * In | (60 sec Max) |

• Materials 材質

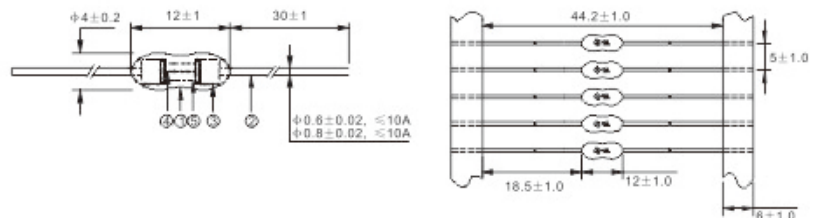
| Part Name | Material |
|-------------------|------------------------------|
| Body Encapsulated | Epoxy Coated |
| Lead wire | Tin Plated Copper |
| Cap | Nickel Plated Brass |
| Fuse element | Alloy wire |
| Body | Non-Transparent Ceramic Tube |

• Packaging 包裝

| Packing type | Description |
|--------------|------------------|
| Bulk | 1,000PCS per bag |
| Tape | 2,000PCS per box |

| Catalog Number | Ampere Rating | Voltage Rating | Breaking Capacity |
|----------------|---------------|----------------|-------------------|
| RFP0100 | 100mA | 350V | 50A@350VAC |
| RFP0125 | 125mA | 350V | 50A@350VAC |
| RFP0160 | 160mA | 350V | 50A@350VAC |
| RFP0200 | 200mA | 350V | 50A@350VAC |
| RFP0250 | 250mA | 350V | 50A@350VAC |
| RFP0300 | 300mA | 350V | 50A@350VAC |
| RFP0315 | 315mA | 350V | 50A@350VAC |
| RFP0350 | 350mA | 350V | 50A@350VAC |
| RFP0375 | 375mA | 350V | 50A@350VAC |
| RFP0400 | 400mA | 350V | 50A@350VAC |
| RFP0500 | 500mA | 350V | 50A@350VAC |
| RFP0600 | 600mA | 350V | 50A@350VAC |
| RFP0630 | 630mA | 350V | 50A@350VAC |
| RFP0700 | 700mA | 350V | 50A@350VAC |
| RFP0750 | 750mA | 350V | 50A@350VAC |
| RFP0800 | 800mA | 350V | 50A@350VAC |
| RFP1100 | 1A | 350V | 50A@350VAC |
| RFP1125 | 1.25A | 350V | 50A@350VAC |
| RFP1150 | 1.5A | 350V | 50A@350VAC |
| RFP1160 | 1.6A | 350V | 50A@350VAC |
| RFP1200 | 2A | 350V | 50A@350VAC |
| RFP1250 | 2.5A | 350V | 50A@350VAC |
| RFP1300 | 3A | 350V | 50A@350VAC |
| RFP1315 | 3.15A | 350V | 50A@350VAC |
| RFP1350 | 3.5A | 350V | 50A@350VAC |
| RFP1400 | 4A | 350V | 50A@350VAC |
| RFP1500 | 5A | 350V | 50A@350VAC |
| RFP1600 | 6A | 350V | 50A@350VAC |
| RFP1630 | 6.3A | 350V | 50A@350VAC |
| RFP1700 | 7A | 350V | 50A@350VAC |
| RFP1800 | 8A | 350V | 50A@350VAC |
| RFP1900 | 9A | 350V | 50A@350VAC |
| RFP2100 | 10A | 350V | 50A@350VAC |
| RFP2120 | 12A | 350V | 50A@350VAC |
| RFP2150 | 15A | 350V | 50A@350VAC |

• Dimensions 尺寸



RTP Series 4 x 11mm Time-Lag Subminiature Fuses



• Agency Approvals 安規認證

| Agency | Ampere Range | Agency File Number |
|---|--------------|--------------------|
|  | 100mA ~ 10A | E340427(JDYX2) |
|  | 100mA ~ 10A | E340427(JDYX8) |

• Electrical Characteristics 電氣特性

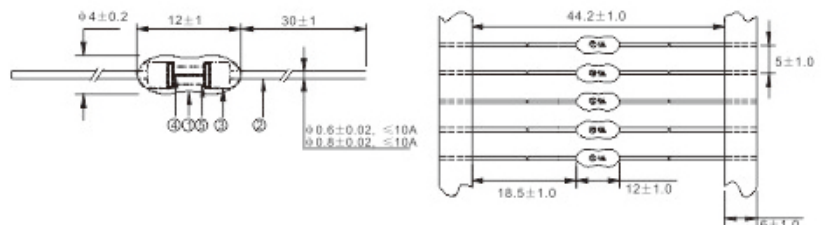
| % of Ampere Rating(In) | Blowing Time |
|------------------------|---------------|
| 100% * In | (4 hours Min) |
| 200% * In | (60 sec Max) |

• Materials 材質

| Part Name | Material |
|-------------------|------------------------------|
| Body Encapsulated | Epoxy Coated |
| Lead wire | Tin Plated Copper |
| Cap | Nickel Plated Brass |
| Fuse element | Alloy wire |
| Body | Non-Transparent Ceramic Tube |

| Catalog Number | Ampere Rating | Voltage Rating | Breaking Capacity |
|----------------|---------------|----------------|-------------------|
| RTP0100 | 100mA | 350V | 50A@350VAC |
| RTP0125 | 125mA | 350V | 50A@350VAC |
| RTP0160 | 160mA | 350V | 50A@350VAC |
| RTP0200 | 200mA | 350V | 50A@350VAC |
| RTP0250 | 250mA | 350V | 50A@350VAC |
| RTP0300 | 300mA | 350V | 50A@350VAC |
| RTP0315 | 315mA | 350V | 50A@350VAC |
| RTP0350 | 350mA | 350V | 50A@350VAC |
| RTP0375 | 375mA | 350V | 50A@350VAC |
| RTP0400 | 400mA | 350V | 50A@350VAC |
| RTP0500 | 500mA | 350V | 50A@350VAC |
| RTP0600 | 600mA | 350V | 50A@350VAC |
| RTP0630 | 630mA | 350V | 50A@350VAC |
| RTP0700 | 700mA | 350V | 50A@350VAC |
| RTP0750 | 750mA | 350V | 50A@350VAC |
| RTP0800 | 800mA | 350V | 50A@350VAC |
| RTP1100 | 1A | 350V | 50A@350VAC |
| RTP1125 | 1.25A | 350V | 50A@350VAC |
| RTP1150 | 1.5A | 350V | 50A@350VAC |
| RTP1160 | 1.6A | 350V | 50A@350VAC |
| RTP1200 | 2A | 350V | 50A@350VAC |
| RTP1250 | 2.5A | 350V | 50A@350VAC |
| RTP1300 | 3A | 350V | 50A@350VAC |
| RTP1315 | 3.15A | 350V | 50A@350VAC |
| RTP1350 | 3.5A | 350V | 50A@350VAC |
| RTP1400 | 4A | 350V | 50A@350VAC |
| RTP1500 | 5A | 350V | 50A@350VAC |
| RTP1600 | 6A | 350V | 50A@350VAC |
| RTP1630 | 6.3A | 350V | 50A@350VAC |
| RTP1700 | 7A | 350V | 50A@350VAC |
| RTP1800 | 8A | 350V | 50A@350VAC |
| RTP1900 | 9A | 350V | 50A@350VAC |
| RTP2100 | 10A | 350V | 50A@350VAC |
| RTP2120 | 12A | 350V | 50A@350VAC |
| RTP2150 | 15A | 350V | 50A@350VAC |

• Dimensions 尺寸



• Packaging 包裝

| Packing type | Description |
|--------------|------------------|
| Bulk | 1,000PCS per bag |
| Tape | 2,000PCS per box |

SFP Series 3.6*10mm Fast-Acting Glass Tube Fuse



Agency Approvals 安規認證

| Agency | Ampere Range | Agency File Number |
|--------|--------------|--------------------|
| | 250mA ~ 5A | E340427(JDYX) |
| | 250mA ~ 5A | E340427(JDYX7) |
| | 250mA ~ 5A | Pending |
| | 250mA ~ 5A | Pending |

Electrical Characteristics 電氣特性

| % of Ampere Rating(In) | Blowing Time |
|------------------------|---------------|
| 100%* In | (4 hours Min) |
| 200%* In | (60 sec Max) |

Materials 材質

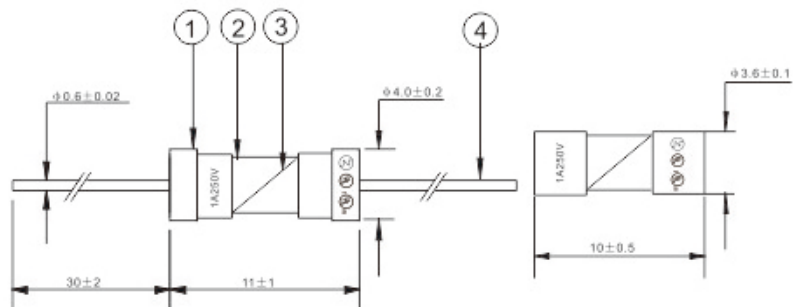
| Part Name | Material |
|--------------|---------------------|
| Cap | Nickel Plated Brass |
| Body | Glass Tube |
| Fuse element | Alloy |
| Lead wire | Tin Plated Copper |

Packaging 包裝


| Packing type | Description |
|--------------|------------------|
| Bulk | 500PCS per bag |
| Tape | 1,000PCS per box |

| Catalog Number | Ampere Rating | Voltage Rating | Breaking Capacity | i ² T Melting Integral(A ² .S) |
|----------------|---------------|----------------|-------------------|--|
| SFP0100A/B | 100mA | 250V/125V | 50A@125V/250VAC | 0.0015 |
| SFP0125A/B | 125mA | 250V/125V | 50A@125V/250VAC | 0.0025 |
| SFP0160A/B | 160mA | 250V/125V | 50A@125V/250VAC | 0.0042 |
| SFP0200A/B | 200mA | 250V/125V | 50A@125V/250VAC | 0.0065 |
| SFP0250A/B | 250mA | 250V/125V | 50A@125V/250VAC | 0.010 |
| SFP0300A/B | 300mA | 250V/125V | 50A@125V/250VAC | 0.018 |
| SFP0315A/B | 315mA | 250V/125V | 50A@125V/250VAC | 0.020 |
| SFP0350A/B | 350mA | 250V/125V | 50A@125V/250VAC | 0.025 |
| SFP0400A/B | 400mA | 250V/125V | 50A@125V/250VAC | 0.035 |
| SFP0500A/B | 500mA | 250V/125V | 50A@125V/250VAC | 0.060 |
| SFP0630A/B | 630mA | 250V/125V | 50A@125V/250VAC | 0.150 |
| SFP0750A/B | 750mA | 250V/125V | 50A@125V/250VAC | 0.350 |
| SFP0800A/B | 800mA | 250V/125V | 50A@125V/250VAC | 0.5 |
| SFP1100A/B | 1A | 250V/125V | 50A@125V/250VAC | 0.6 |
| SFP1125A/B | 1.25A | 250V/125V | 50A@125V/250VAC | 1.2 |
| SFP1150A/B | 1.5A | 250V/125V | 50A@125V/250VAC | 1.6 |
| SFP1160A/B | 1.6A | 250V/125V | 50A@125V/250VAC | 1.8 |
| SFP1200A/B | 2A | 250V/125V | 50A@125V/250VAC | 2.4 |
| SFP1250A/B | 2.5A | 250V/125V | 50A@125V/250VAC | 3.2 |
| SFP1300A/B | 3A | 250V/125V | 50A@125V/250VAC | 6.0 |
| SFP1315A/B | 3.15A | 250V/125V | 50A@125V/250VAC | 7.0 |
| SFP1350A/B | 3.5A | 250V/125V | 50A@125V/250VAC | 7.5 |
| SFP1400A/B | 4A | 250V/125V | 50A@125V/250VAC | 8.0 |
| SFP1500A/B | 5A | 250V/125V | 50A@125V/250VAC | 15 |
| SFP1600A/B | 6A | 250V/125V | 50A@125V/250VAC | 24 |
| SFP1630A/B | 6.3A | 250V/125V | 50A@125V/250VAC | 28 |
| SFP1700A/B | 7A | 250V/125V | 50A@125V/250VAC | 36 |
| SFP1800A/B | 8A | 250V/125V | 50A@125V/250VAC | 40 |
| SFP2100A/B | 10A | 250V/125V | 50A@125V/250VAC | 68 |

Dimensions 尺寸



STP Series 3.6*10mm Time-Lag Glass Tube Fuse



| Catalog Number | Ampere Rating | Voltage Rating | Breaking Capacity | I ² T Melting Integral(A ² .S) |
|----------------|---------------|----------------|-------------------|--|
| STP0100A/B | 100mA | 250V/125V | 50A@125V/250VAC | 0.0042 |
| STP0125A/B | 125mA | 250V/125V | 50A@125V/250VAC | 0.010 |
| STP0160A/B | 160mA | 250V/125V | 50A@125V/250VAC | 0.025 |
| STP0200A/B | 200mA | 250V/125V | 50A@125V/250VAC | 0.035 |
| STP0250A/B | 250mA | 250V/125V | 50A@125V/250VAC | 0.056 |
| STP0300A/B | 300mA | 250V/125V | 50A@125V/250VAC | 0.10 |
| STP0315A/B | 315mA | 250V/125V | 50A@125V/250VAC | 0.12 |
| STP0350A/B | 350mA | 250V/125V | 50A@125V/250VAC | 0.15 |
| STP0400A/B | 400mA | 250V/125V | 50A@125V/250VAC | 0.25 |
| STP0500A/B | 500mA | 250V/125V | 50A@125V/250VAC | 0.35 |
| STP0630A/B | 630mA | 250V/125V | 50A@125V/250VAC | 0.55 |
| STP0750A/B | 750mA | 250V/125V | 50A@125V/250VAC | 0.70 |
| STP0800A/B | 800mA | 250V/125V | 50A@125V/250VAC | 1.1 |
| STP1100A/B | 1A | 250V/125V | 50A@125V/250VAC | 2 |
| STP1125A/B | 1.25A | 250V/125V | 50A@125V/250VAC | 3.8 |
| STP1150A/B | 1.5A | 250V/125V | 50A@125V/250VAC | 4.2 |
| STP1160A/B | 1.6A | 250V/125V | 50A@125V/250VAC | 6.2 |
| STP1200A/B | 2A | 250V/125V | 50A@125V/250VAC | 13 |
| STP1250A/B | 2.5A | 250V/125V | 50A@125V/250VAC | 18 |
| STP1300A/B | 3A | 250V/125V | 50A@125V/250VAC | 28 |
| STP1315A/B | 3.15A | 250V/125V | 50A@125V/250VAC | 32 |
| STP1350A/B | 3.5A | 250V/125V | 50A@125V/250VAC | 39 |
| STP1400A/B | 4A | 250V/125V | 50A@125V/250VAC | 43 |
| STP1500A/B | 5A | 250V/125V | 50A@125V/250VAC | 58 |
| STP1600A/B | 6A | 250V/125V | 50A@125V/250VAC | 70 |
| STP1630A/B | 6.3A | 250V/125V | 50A@125V/250VAC | 81 |
| STP1700A/B | 7A | 250V/125V | 50A@125V/250VAC | 102 |
| STP1800A/B | 8A | 250V/125V | 50A@125V/250VAC | 131 |
| STP2100A/B | 10A | 250V/125V | 50A@125V/250VAC | 158 |

Agency Approvals 安規認證

| Agency | Ampere Range | Agency File Number |
|--------|--------------|--------------------|
| UL | 250mA ~ 5A | E340427(JDYX) |
| cUL US | 250mA ~ 5A | E340427(JDYX7) |
| JET | 250mA ~ 5A | Pending |
| KE | 250mA ~ 5A | Pending |

Electrical Characteristics 電氣特性

| % of Ampere Rating(In) | Blowing Time |
|------------------------|---------------|
| 100%* In | (4 hours Min) |
| 200%* In | (60 sec Max) |

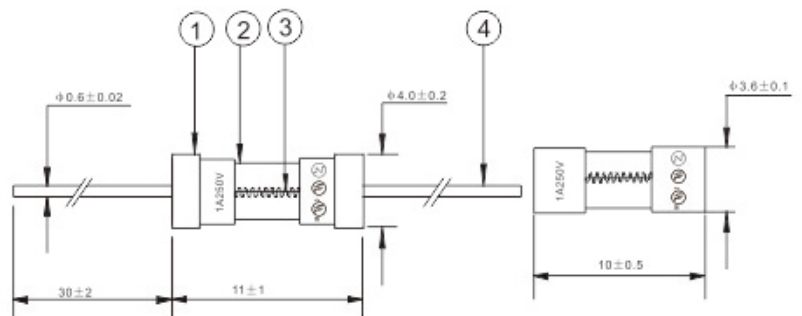
Materials 材質

| Part Name | Material |
|--------------|---------------------|
| Cap | Nickel Plated Brass |
| Body | Glass Tube |
| Fuse element | Alloy |
| Lead wire | Tin Plated Copper |


Packaging 包裝

| Packing type | Description |
|--------------|------------------|
| Bulk | 500PCS per bag |
| Tape | 1,000PCS per box |

Dimensions 尺寸



FBP Series 3.6*10mm Fast-Acting Glass Tube Fuse



Agency Approvals 安規認證

| Agency | Ampere Range | Agency File Number |
|--------|---------------|--------------------|
| | 250mA ~ 5A | E340427(JDYX) |
| | 250mA ~ 5A | E340427(JDYX7) |
| | 250mA ~ 5A | 2019010207239566 |
| | 1A, 2A, 3.15A | 40034581 |
| | 250mA ~ 5 A | Pending |

Electrical Characteristics 電氣特性

| % of Ampere Rating(In) | Blowing Time |
|------------------------|---------------|
| 210%* In | (30 min Max) |
| 275%* In | (10 ms~3 s) |
| 400%* In | (3 ms~300 ms) |
| 1000%* In | (20 ms Max) |

Materials 材質

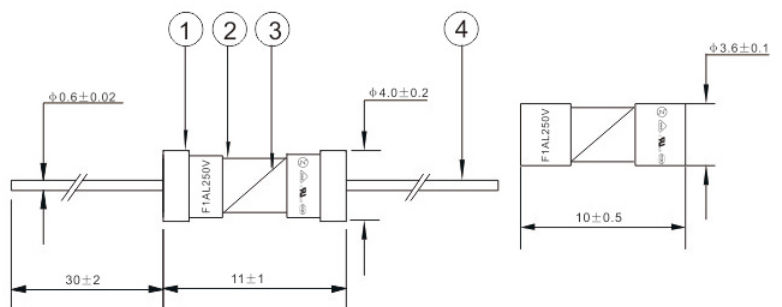
| Part Name | Material |
|--------------|---------------------|
| Cap | Nickel Plated Brass |
| Body | Glass Tube |
| Fuse element | Alloy |
| Lead wire | Tin Plated Copper |

Packaging 包裝

| Packing type | Description |
|--------------|------------------|
| Bulk | 500PCS per bag |
| Tape | 1,000PCS per box |

| Catalog Number | Ampere Rating | Voltage Rating | Max Voltage Drop (mv) | I ² T Melting Integral(A ² .S) |
|----------------|---------------|----------------|-----------------------|--|
| FBP0050A/B | 50mA | 250V/125V | 850 | 0.0003 |
| FBP0063A/B | 63mA | 250V/125V | 750 | 0.0007 |
| FBP0080A/B | 80mA | 250V/125V | 650 | 0.0009 |
| FBP0100A/B | 100mA | 250V/125V | 600 | 0.0022 |
| FBP0125A/B | 125mA | 250V/125V | 550 | 0.0064 |
| FBP0160A/B | 160mA | 250V/125V | 500 | 0.0090 |
| FBP0200A/B | 200mA | 250V/125V | 480 | 0.015 |
| FBP0250A/B | 250mA | 250V/125V | 440 | 0.02 |
| FBP0315A/B | 315mA | 250V/125V | 400 | 0.03 |
| FBP0400A/B | 400mA | 250V/125V | 370 | 0.05 |
| FBP0500A/B | 500mA | 250V/125V | 350 | 0.20 |
| FBP0630A/B | 630mA | 250V/125V | 320 | 0.3 |
| FBP0800A/B | 800mA | 250V/125V | 300 | 0.7 |
| FBP1100A/B | 1A | 250V/125V | 280 | 0.8 |
| FBP1125A/B | 1.25A | 250V/125V | 280 | 2.4 |
| FBP1160A/B | 1.6A | 250V/125V | 250 | 3.5 |
| FBP1200A/B | 2A | 250V/125V | 240 | 3.9 |
| FBP1250A/B | 2.5A | 250V/125V | 200 | 4.7 |
| FBP1315A/B | 3.15A | 250V/125V | 180 | 10.8 |
| FBP1400A/B | 4A | 250V/125V | 180 | 13.9 |
| FBP1500A/B | 5A | 250V/125V | 150 | 25.4 |
| FBP1630A/B | 6.3A | 250V/125V | 137 | 31 |
| FBP1800A/B | 8A | 250V/125V | 124 | 49 |
| FBP2100A/B | 10A | 250V/125V | 110 | 65 |
| FBP2160A/B | 16A | 250V/125V | 88 | 87 |
| FBP2200A/B | 20A | 250V/125V | 80 | 124 |

Dimensions 尺寸



TBP Series 3.6*10mm Time-Lag Glass Tube Fuse



2019010207239568

Agency Approvals 安規認證

| Agency | Ampere Range | Agency File Number |
|--------|---|--------------------|
| | 250mA ~ 5A | E340427(JDYX) |
| | 250mA ~ 5A | E340427(JDYX7) |
| | 250mA ~ 5A | 2019010207239564 |
| | 500mA, 1A, 1.25A, 1.6A, 2A, 2.5A, 3.15A, 5A | 40032053 |

Electrical Characteristics 電氣特性

| % of Ampere Rating(In) | Blowing Time |
|------------------------|----------------|
| 210%*In | (2 min Max) |
| 275%*In | (400 ms~10 s) |
| 400%*In | (150 ms~3 s) |
| 1000%*In | (20 ms~150 ms) |

Materials 材質

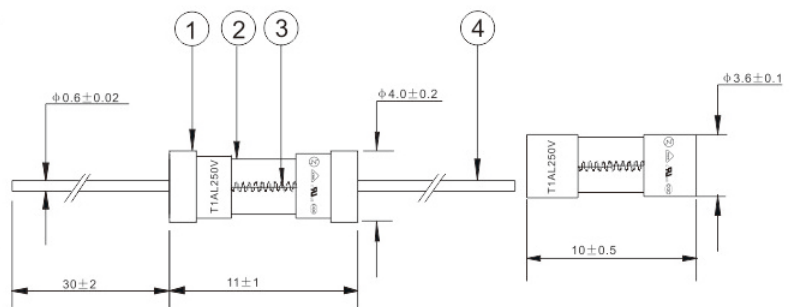
| Part Name | Material |
|--------------|---------------------|
| Cap | Nickel Plated Brass |
| Body | Glass Tube |
| Fuse element | Alloy |
| Lead wire | Tin Plated Copper |

Packaging 包裝

| Packing type | Description |
|--------------|------------------|
| Bulk | 500PCS per bag |
| Tape | 1,000PCS per box |

| Catalog Number | Ampere Rating | Voltage Rating | Max Voltage Drop (mv) | I ² T Melting Integral(A ² .S) |
|----------------|---------------|----------------|-----------------------|--|
| TBP0100A/B | 100mA | 250V/125V | 350 | 0.003 |
| TBP0125A/B | 125mA | 250V/125V | 300 | 0.008 |
| TBP0160A/B | 160mA | 250V/125V | 280 | 0.01 |
| TBP0200A/B | 200mA | 250V/125V | 260 | 0.04 |
| TBP0250A/B | 250mA | 250V/125V | 240 | 0.06 |
| TBP0315A/B | 315mA | 250V/125V | 220 | 0.09 |
| TBP0400A/B | 400mA | 250V/125V | 200 | 0.2 |
| TBP0500A/B | 500mA | 250V/125V | 190 | 0.4 |
| TBP0630A/B | 630mA | 250V/125V | 180 | 1.0 |
| TBP0800A/B | 800mA | 250V/125V | 160 | 1.9 |
| TBP1100A/B | 1A | 250V/125V | 140 | 4.2 |
| TBP1125A/B | 1.25A | 250V/125V | 130 | 8.7 |
| TBP1160A/B | 1.6A | 250V/125V | 120 | 10.1 |
| TBP1200A/B | 2A | 250V/125V | 100 | 20.3 |
| TBP1250A/B | 2.5A | 250V/125V | 100 | 40 |
| TBP1315A/B | 3.15A | 250V/125V | 100 | 68 |
| TBP1400A/B | 4A | 250V/125V | 100 | 100 |
| TBP1500A/B | 5A | 250V/125V | 100 | 133 |
| TBP1630A/B | 6.3A | 250V/125V | 100 | 172 |
| TBP1800A/B | 8A | 250V/125V | 92 | 196 |
| TBP2100A/B | 10A | 250V/125V | 90 | 224 |
| TBP2120A/B | 12A | 250V/125V | 86 | 270 |
| TBP2160A/B | 16A | 250V/125V | 80 | 304 |
| TBP2200A/B | 20A | 250V/125V | 78 | 340 |

Dimensions 尺寸



SFC Series 5*20mm Fast-Acting Glass Tube Fuse



Agency Approvals 安規認證

| Agency | Ampere Range | Agency File Number |
|--------|--------------|--------------------|
| | 200mA ~ 10A | E340427(JDYX) |
| | 200mA ~ 10A | E340427(JDYX7) |
| | 200mA ~ 10A | Pending |
| | 200mA ~ 10A | Pending |

Electrical Characteristics 電氣特性

| % of Ampere Rating(In) | Blowing Time |
|------------------------|---------------|
| 100%* In | (4 hours Min) |
| 135%* In | (1 hour Max) |
| 200%* In | (5 sec Max) |

Materials 材質

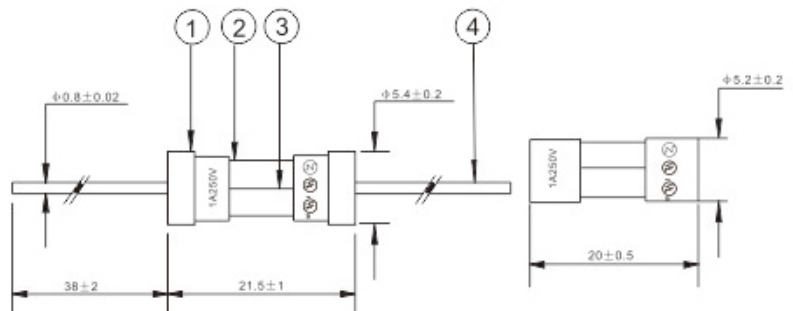
| Part Name | Material |
|--------------|---------------------|
| Cap | Nickel Plated Brass |
| Body | Glass Tube |
| Fuse element | Alloy |
| Lead wire | Tin Plated Copper |

Packaging 包裝

| Packing type | Description |
|--------------|------------------|
| Bulk | 500PCS per bag |
| Box | 5,000PCS per box |

| Catalog Number | Ampere Rating | Voltage Rating | Breaking Capacity | I ² T Melting Integral(A ² .S) |
|----------------|---------------|----------------|---|--|
| SFC0100A/B | 100mA | 250V/125V | 10000A@125 V AC (200mA~10A); 35A@250V AC (200mA~1A); 100A@250V AC (1.25A~3.5A); 200A@250V AC (4A~10A). | 0.002 |
| SFC0125A/B | 125mA | 250V/125V | | 0.003 |
| SFC0160A/B | 160mA | 250V/125V | | 0.005 |
| SFC0200A/B | 200mA | 250V/125V | | 0.01 |
| SFC0250A/B | 250mA | 250V/125V | | 0.02 |
| SFC0300A/B | 300mA | 250V/125V | | 0.04 |
| SFC0315A/B | 315mA | 250V/125V | | 0.045 |
| SFC0350A/B | 350mA | 250V/125V | | 0.055 |
| SFC0400A/B | 400mA | 250V/125V | | 0.07 |
| SFC0500A/B | 500mA | 250V/125V | | 0.1 |
| SFC0630A/B | 630mA | 250V/125V | | 0.2 |
| SFC0750A/B | 750mA | 250V/125V | | 0.35 |
| SFC0800A/B | 800mA | 250V/125V | | 0.45 |
| SFC1100A/B | 1A | 250V/125V | | 0.9 |
| SFC1125A/B | 1.25A | 250V/125V | | 1.3 |
| SFC1150A/B | 1.5A | 250V/125V | | 1.6 |
| SFC1160A/B | 1.6A | 250V/125V | | 2.5 |
| SFC1200A/B | 2A | 250V/125V | | 5.8 |
| SFC1250A/B | 2.5A | 250V/125V | | 7.6 |
| SFC1300A/B | 3A | 250V/125V | | 8.1 |
| SFC1315A/B | 3.15A | 250V/125V | | 11 |
| SFC1350A/B | 3.5A | 250V/125V | | 19 |
| SFC1400A/B | 4A | 250V/125V | | 28 |
| SFC1500A/B | 5A | 250V/125V | | 40 |
| SFC1600A/B | 6A | 250V/125V | | 50 |
| SFC1630A/B | 6.3A | 250V/125V | | 64 |
| SFC1700A/B | 7A | 250V/125V | | 107 |
| SFC1800A/B | 8A | 250V/125V | | 133 |
| SFC2100A/B | 10A | 250V/125V | | 242 |
| SFC2120A/B | 12A | 250V/125V | | 268 |
| SFC2150A/B | 15A | 250V/125V | | 287 |
| SFC2160A/B | 16A | 250V/125V | | 302 |
| SFC2200A/B | 20A | 250V/125V | | 347 |
| SFC2250A/B | 25A | 250V/125V | 390 | |
| SFC2300A/B | 30A | 250V/125V | 435 | |

Dimensions 尺寸



STC Series 5*20mm Time-Lag Glass Tube Fuse



| Catalog Number | Ampere Rating | Voltage Rating | Breaking Capacity | I ² T Melting Integral(A ² .S) |
|----------------|---------------|----------------|---------------------------------|--|
| STC0100A/B | 100mA | 250V/125V | 10000A@125 V AC (200mA~10A); | 0.005 |
| STC0125A/B | 125mA | 250V/125V | | 0.01 |
| STC0160A/B | 160mA | 250V/125V | | 0.02 |
| STC0200A/B | 200mA | 250V/125V | | 0.04 |
| STC0250A/B | 250mA | 250V/125V | | 0.06 |
| STC0300A/B | 300mA | 250V/125V | | 0.08 |
| STC0315A/B | 315mA | 250V/125V | | 0.10 |
| STC0350A/B | 350mA | 250V/125V | | 0.13 |
| STC0400A/B | 400mA | 250V/125V | | 0.19 |
| STC0500A/B | 500mA | 250V/125V | | 0.32 |
| STC0630A/B | 630mA | 250V/125V | 0.54 | |
| STC0750A/B | 750mA | 250V/125V | 35A@250V AC (200mA~1A); | 0.93 |
| STC0800A/B | 800mA | 250V/125V | 100A@250V AC (1.25A~3.5A); | 1.16 |
| STC1100A/B | 1A | 250V/125V | | 2.5 |
| STC1125A/B | 1.25A | 250V/125V | | 4.2 |
| STC1150A/B | 1.5A | 250V/125V | 200A@250V AC (4A~10A). | 6.2 |
| STC1160A/B | 1.6A | 250V/125V | | 11 |
| STC1200A/B | 2A | 250V/125V | | 20 |
| STC1250A/B | 2.5A | 250V/125V | | 39 |
| STC1300A/B | 3A | 250V/125V | | 64 |
| STC1315A/B | 3.15A | 250V/125V | | 69 |
| STC1350A/B | 3.5A | 250V/125V | | 70 |
| STC1400A/B | 4A | 250V/125V | | 83 |
| STC1500A/B | 5A | 250V/125V | | 90 |
| STC1600A/B | 6A | 250V/125V | | 102 |
| STC1630A/B | 6.3A | 250V/125V | 126 | |
| STC1700A/B | 7A | 250V/125V | 129 | |
| STC1800A/B | 8A | 250V/125V | 147 | |
| STC2100A/B | 10A | 250V/125V | 221 | |
| STC2120A/B | 12A | 250V/125V | 240 | |
| STC2150A/B | 15A | 250V/125V | 287 | |
| STC2160A/B | 16A | 250V/125V | 305 | |
| STC2200A/B | 20A | 250V/125V | 336 | |
| STC2250A/B | 25A | 250V/125V | 362 | |
| STC2300A/B | 30A | 250V/125V | 400 | |

Agency Approvals 安規認證

| Agency | Ampere Range | Agency File Number |
|--------|--------------|--------------------|
| | 200mA ~ 10A | E340427(JDYX) |
| | 200mA ~ 10A | E340427(JDYX7) |
| | 200mA ~ 10A | Pending |
| | 200mA ~ 10A | Pending |

Electrical Characteristics 電氣特性

| % of Ampere Rating(In) | Blowing Time |
|------------------------|---------------|
| 100%* In | (4 hours Min) |
| 135%* In | (1 hour Max) |
| 200%* In | (120 sec Max) |

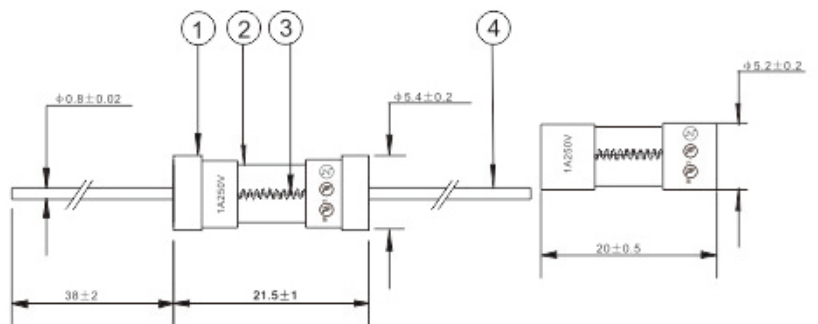
Materials 材質

| Part Name | Material |
|--------------|---------------------|
| Cap | Nickel Plated Brass |
| Body | Glass Tube |
| Fuse element | Alloy |
| Lead wire | Tin Plated Copper |

Packaging 包裝

| Packing type | Description |
|--------------|------------------|
| Bulk | 500PCS per bag |
| Box | 5,000PCS per box |

Dimensions 尺寸



FBC Series 5*20mm Fast-Acting Glass Tube Fuse



| Catalog Number | Ampere Rating | Voltage Rating | Max Voltage Drop (mv) | i ² T Melting Integral (A ² .S) |
|----------------|---------------|----------------|-----------------------|---|
| FBC0100A/B | 100mA | 250V/125V | 3500 | 0.0005 |
| FBC0125A/B | 125mA | 250V/125V | 2000 | 0.003 |
| FBC0160A/B | 160mA | 250V/125V | 2000 | 0.01 |
| FBC0200A/B | 200mA | 250V/125V | 1700 | 0.04 |
| FBC0250A/B | 250mA | 250V/125V | 1400 | 0.06 |
| FBC0315A/B | 315mA | 250V/125V | 1300 | 0.10 |
| FBC0400A/B | 400mA | 250V/125V | 1200 | 0.20 |
| FBC0500A/B | 500mA | 250V/125V | 1100 | 0.35 |
| FBC0630A/B | 630mA | 250V/125V | 650 | 0.50 |
| FBC0800A/B | 800mA | 250V/125V | 240 | 1.3 |
| FBC1100A/B | 1A | 250V/125V | 200 | 1.6 |
| FBC1125A/B | 1.25A | 250V/125V | 200 | 2.4 |
| FBC1160A/B | 1.6A | 250V/125V | 190 | 4.6 |
| FBC1200A/B | 2A | 250V/125V | 170 | 7.9 |
| FBC1250A/B | 2.5A | 250V/125V | 170 | 12 |
| FBC1315A/B | 3.15A | 250V/125V | 150 | 22 |
| FBC1400A/B | 4A | 250V/125V | 130 | 29 |
| FBC1500A/B | 5A | 250V/125V | 130 | 78 |
| FBC1630A/B | 6.3A | 250V/125V | 130 | 97 |
| FBC1800A/B | 8A | 250V/125V | 100 | 290 |
| FBC2100A/B | 10A | 250V/125V | 100 | 430 |
| FBC2125A/B | 12.5A | 250V/125V | 94 | 510 |
| FBC2160A/B | 16A | 250V/125V | 90 | 580 |
| FBC2200A/B | 20A | 250V/125V | 88 | 640 |
| FBC2250A/B | 25A | 250V/125V | 85 | 720 |
| FBC2300A/B | 30A | 250V/125V | 80 | 800 |

Agency Approvals 安規認證

| Agency | Ampere Range | Agency File Number |
|--------|---------------|---------------------|
| | 200mA ~ 10A | E340427(JDYX2) |
| | 200mA ~ 10A | E340427(JDYX8) |
| | 200mA ~ 10A | 2016010207899509 |
| | 1A, 2A, 3.15A | 40037392 |
| | 1A, 2A, 3.15A | PSE16021072 |
| | 1A, 2A, 3.15A | SU05052-16003/16007 |

Electrical Characteristics 電氣特性

| % of Ampere Rating (I _n) | Blowing Time (200mA-6.3A) | Blowing Time (8A-10A) |
|--------------------------------------|---------------------------|-----------------------|
| 210%* I _n | (30 min Max) | (30 min Max) |
| 275%* I _n | (50 ms~2 s) | (50 ms~2 s) |
| 400%* I _n | (10 ms~300 ms) | (10 ms~400 ms) |
| 1000%* I _n | (20 ms Max) | (40 ms Max) |

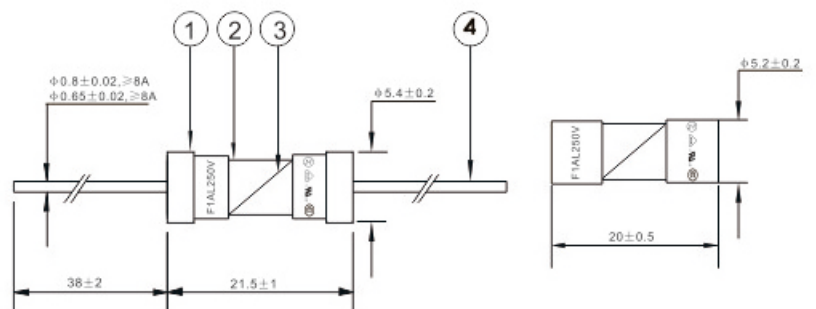
Materials 材質

| Part Name | Material |
|--------------|---------------------|
| Cap | Nickel Plated Brass |
| Body | Glass Tube |
| Fuse element | Alloy |
| Lead wire | Tin Plated Copper |

Packaging 包裝

| Packing type | Description |
|--------------|------------------|
| Bulk | 500PCS per bag |
| Box | 5,000PCS per box |

Dimensions 尺寸



TBC Series 5*20mm Time-Lag Glass Tube Fuse



Agency Approvals 安規認證

| Agency | Ampere Range | Agency File Number |
|--------|---------------------|----------------------------|
| | 200mA ~ 10A | E340427(JDYX2) |
| | 200mA ~ 10A | E340427(JDYX8) |
| | 200mA ~ 10A | 2016010207899506 |
| | 1A,2A,3.15A,5A,6.3A | 40037363 |
| | 1A,2A,3.15A,5A,6.3A | PSE16021071 PSE16021074 |
| | 1A,2A,3.15A,5A,6.3A | SU05052-16002/16001 |

Electrical Characteristics 電氣特性

| % of Ampere Rating(In) | Blowing Time (200mA-10A) | Blowing Time (12.5A-16A) |
|------------------------|--------------------------|--------------------------|
| 210%* In | (2 min Max) | (5 min Max) |
| 275%* In | (600 ms~10 s) | (600 ms~15 s) |
| 400%* In | (150 ms~3 s) | (150 ms~5 s) |
| 1000%* In | (20 ms~300 ms) | (20 ms~400 ms) |

Materials 材質

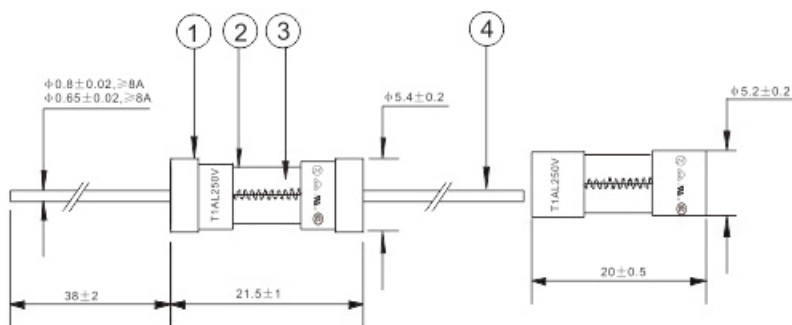
| Part Name | Material |
|--------------|---------------------|
| Cap | Nickel Plated Brass |
| Body | Glass Tube |
| Fuse element | Alloy |
| Lead wire | Tin Plated Copper |

Packaging 包裝

| Packing type | Description |
|--------------|------------------|
| Bulk | 500PCS per bag |
| Box | 5,000PCS per box |

| Catalog Number | Ampere Rating | Voltage Rating | Max Voltage Drop (mv) | I ² T Melting Integral(A ² .S) |
|----------------|---------------|----------------|-----------------------|--|
| TBC0100A/B | 100mA | 250V/125V | 2500 | 0.004 |
| TBC0125A/B | 125mA | 250V/125V | 2000 | 0.02 |
| TBC0160A/B | 160mA | 250V/125V | 1900 | 0.08 |
| TBC0200A/B | 200mA | 250V/125V | 1500 | 0.1 |
| TBC0250A/B | 250mA | 250V/125V | 1300 | 0.18 |
| TBC0315A/B | 315mA | 250V/125V | 1100 | 0.3 |
| TBC0400A/B | 400mA | 250V/125V | 1000 | 0.65 |
| TBC0500A/B | 500mA | 250V/125V | 900 | 0.85 |
| TBC0630A/B | 630mA | 250V/125V | 300 | 1.6 |
| TBC0800A/B | 800mA | 250V/125V | 250 | 2.3 |
| TBC1100A/B | 1A | 250V/125V | 150 | 3.5 |
| TBC1125A/B | 1.25A | 250V/125V | 150 | 4.3 |
| TBC1160A/B | 1.6A | 250V/125V | 150 | 7.2 |
| TBC1200A/B | 2A | 250V/125V | 150 | 10 |
| TBC1250A/B | 2.5A | 250V/125V | 120 | 22 |
| TBC1315A/B | 3.15A | 250V/125V | 100 | 39 |
| TBC1400A/B | 4A | 250V/125V | 100 | 54 |
| TBC1500A/B | 5A | 250V/125V | 100 | 115 |
| TBC1630A/B | 6.3A | 250V/125V | 100 | 200 |
| TBC1800A/B | 8A | 250V/125V | 100 | 320 |
| TBC2100A/B | 10A | 250V/125V | 100 | 510 |
| TBC2125A/B | 12.5A | 250V/125V | 80 | 800 |
| TBC2160A/B | 16A | 250V/125V | 80 | 1105 |
| TBC2200A/B | 20A | 250V/125V | 80 | 1325 |
| TBC2250A/B | 25A | 250V/125V | 78 | 1700 |
| TBC2300A/B | 30A | 250V/125V | 75 | 2000 |

Dimensions



MFC Series 6*32mm Fast-Acting Glass Tube Fuse



Agency Approvals 安規認證

| Agency | Ampere Range | Agency File Number |
|--------|--------------|--------------------|
| | 100mA ~ 30A | Pending |
| | 100mA ~ 30A | E340427(JDYX8) |
| | 100mA ~ 30A | Pending |
| | 100mA ~ 30A | Pending |

Electrical Characteristics 電氣特性

| % of Ampere Rating(In) | Blowing Time |
|------------------------|---------------|
| 100%* In | (4 hours Min) |
| 135%* In | (1 hour Max) |
| 200%* In | (5 sec Max) |

Materials 材質

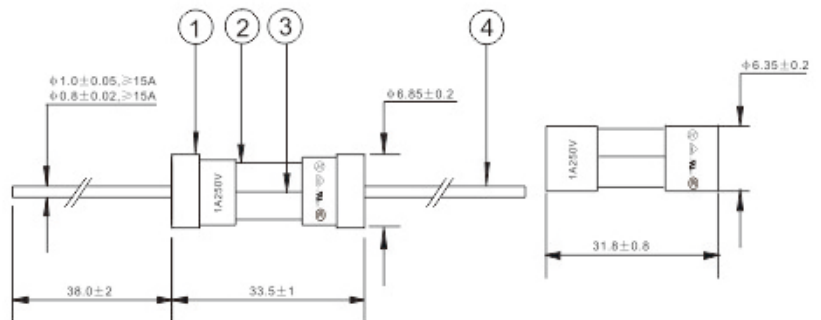
| Part Name | Material |
|--------------|---------------------|
| Cap | Nickel Plated Brass |
| Body | Glass Tube |
| Fuse element | Alloy |
| Lead wire | Tin Plated Copper |

Packaging 包裝

| Packing type | Description |
|--------------|------------------|
| Bulk | 200PCS per bag |
| Box | 4,000PCS per box |

| Catalog Number | Ampere Rating | Voltage Rating | Breaking Capacity | I ² T Melting Integral(A ² .S) |
|----------------|---------------|----------------|--------------------------------|--|
| MFC0100A/B | 100mA | 250V/125V | 0000A@125 V AC (100mA~10A); | 0.003 |
| MFC0160A/B | 160mA | 250V/125V | | 0.008 |
| MFC0200A/B | 200mA | 250V/125V | | 0.02 |
| MFC0250A/B | 250mA | 250V/125V | | 0.026 |
| MFC0300A/B | 300mA | 250V/125V | | 0.047 |
| MFC0315A/B | 315mA | 250V/125V | | 0.055 |
| MFC0350A/B | 350mA | 250V/125V | | 0.072 |
| MFC0400A/B | 400mA | 250V/125V | | 0.10 |
| MFC0500A/B | 500mA | 250V/125V | | 0.16 |
| MFC0630A/B | 630mA | 250V/125V | | 0.28 |
| MFC0750A/B | 750mA | 250V/125V | 35A@250V AC (100mA~1A); | 0.49 |
| MFC0800A/B | 800mA | 250V/125V | | 0.60 |
| MFC1100A/B | 1A | 250V/125V | 100A@250V AC (1.25A~3.5A); | 0.8 |
| MFC1125A/B | 1.25A | 250V/125V | | 1.6 |
| MFC1150A/B | 1.5A | 250V/125V | 200A@250V AC (4A~10A). | 2.5 |
| MFC1160A/B | 1.6A | 250V/125V | | 3.2 |
| MFC1200A/B | 2A | 250V/125V | | 5.6 |
| MFC1250A/B | 2.5A | 250V/125V | | 7.6 |
| MFC1300A/B | 3A | 250V/125V | | 14 |
| MFC1315A/B | 3.15A | 250V/125V | | 19 |
| MFC1350A/B | 3.5A | 250V/125V | | 20 |
| MFC1400A/B | 4A | 250V/125V | | 25 |
| MFC1500A/B | 5A | 250V/125V | | 42 |
| MFC1600A/B | 6A | 250V/125V | | 80 |
| MFC1630A/B | 6.3A | 250V/125V | 96 | |
| MFC1800A/B | 8A | 250V/125V | 200 | |
| MFC2100A/B | 10A | 250V/125V | 320 | |
| MFC2120A/B | 12A | 250V/125V | 470 | |
| MFC2150A/B | 15A | 250V/125V | 650 | |
| MFC2200A/B | 20A | 250V/125V | 870 | |
| MFC2250A/B | 25A | 250V/125V | 1320 | |
| MFC2300A/B | 30A | 250V/125V | 1820 | |

Dimensions 尺寸



MTC Series 6*32mm Time-Lag Glass Tube Fuse



Agency Approvals 安規認證

| Agency | Ampere Range | Agency File Number |
|--------|--------------|--------------------|
| | 100mA ~ 30A | Pending |
| | 100mA ~ 30A | E340427 (JDYX8) |
| | 100mA ~ 30A | Pending |
| | 100mA ~ 30A | Pending |

Electrical Characteristics 電氣特性

| % of Ampere Rating(In) | Blowing Time |
|------------------------|---------------|
| 100%* In | (4 hours Min) |
| 135%* In | (1 hour Max) |
| 200%* In | (120 sec Max) |

Materials 材質

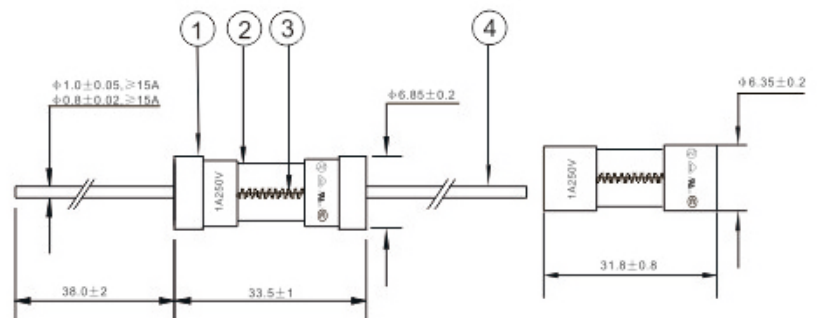
| Part Name | Material |
|--------------|---------------------|
| Cap | Nickel Plated Brass |
| Body | Glass Tube |
| Fuse element | Alloy |
| Lead wire | Tin Plated Copper |

Packaging 包裝

| Packing type | Description |
|--------------|------------------|
| Bulk | 200PCS per bag |
| Box | 4,000PCS per box |

| Catalog Number | Ampere Rating | Voltage Rating | Breaking Capacity | I ² T Melting Integral(A ² .S) |
|----------------|---------------|----------------|---|--|
| MTC0100A/B | 100mA | 250V/125V | 10000A@125 V AC (100mA-10A); 35A@250V AC (100mA-1A); 100A@250V AC (1.25A-3.5A); 200A@250V AC (4A-10A). | 0.028 |
| MTC0160A/B | 160mA | 250V/125V | | 0.075 |
| MTC0200A/B | 200mA | 250V/125V | | 0.12 |
| MTC0250A/B | 250mA | 250V/125V | | 0.15 |
| MTC0300A/B | 300mA | 250V/125V | | 0.19 |
| MTC0315A/B | 315mA | 250V/125V | | 0.22 |
| MTC0350A/B | 350mA | 250V/125V | | 0.29 |
| MTC0400A/B | 400mA | 250V/125V | | 0.28 |
| MTC0500A/B | 500mA | 250V/125V | | 0.52 |
| MTC0630A/B | 630mA | 250V/125V | | 0.87 |
| MTC0750A/B | 750mA | 250V/125V | | 1.1 |
| MTC0800A/B | 800mA | 250V/125V | | 1.4 |
| MTC1100A/B | 1A | 250V/125V | | 3.5 |
| MTC1125A/B | 1.25A | 250V/125V | | 7.6 |
| MTC1150A/B | 1.5A | 250V/125V | | 9.1 |
| MTC1160A/B | 1.6A | 250V/125V | | 13 |
| MTC1200A/B | 2A | 250V/125V | | 20 |
| MTC1250A/B | 2.5A | 250V/125V | | 39 |
| MTC1300A/B | 3A | 250V/125V | | 61 |
| MTC1315A/B | 3.15A | 250V/125V | | 56 |
| MTC1350A/B | 3.5A | 250V/125V | | 70 |
| MTC1400A/B | 4A | 250V/125V | | 104 |
| MTC1500A/B | 5A | 250V/125V | | 148 |
| MTC1600A/B | 6A | 250V/125V | | 173 |
| MTC1630A/B | 6.3A | 250V/125V | | 192 |
| MTC1800A/B | 8A | 250V/125V | | 380 |
| MTC2100A/B | 10A | 250V/125V | | 580 |
| MTC2120A/B | 12A | 250V/125V | | 723 |
| MTC2150A/B | 15A | 250V/125V | | 934 |
| MTC2200A/B | 20A | 250V/125V | | 1280 |
| MTC2250A/B | 25A | 250V/125V | 1678 | |
| MTC2300A/B | 30A | 250V/125V | 2036 | |

Dimensions 尺寸



PFU/HFP Series 3.6*10mm Fast-Acting Ceramic Tube Fuse



Agency Approvals 安規認證

| Agency | Ampere Range | Agency File Number |
|--------|--------------|--------------------|
| | 250mA ~ 10A | E340427(JDYX) |
| | 250mA ~ 10A | E340427(JDYX7) |
| | 250mA ~ 5A | Pending |
| | 250mA ~ 5A | Pending |

Electrical Characteristics 電氣特性

| % of Ampere Rating(In) | Blowing Time |
|------------------------|---------------|
| 100%* In | (4 hours Min) |
| 200%* In | (60sec Max) |

Materials 材質

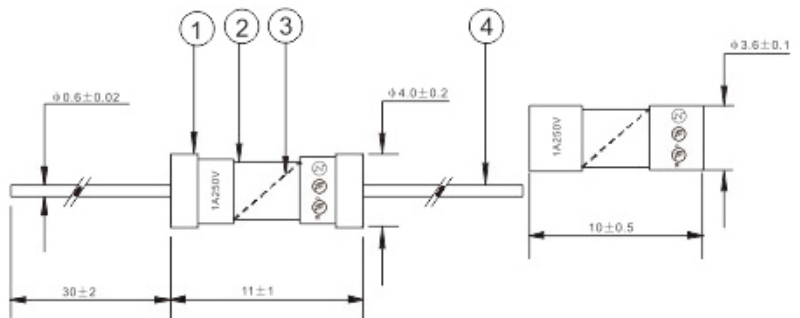
| Part Name | Material |
|--------------|---------------------|
| Cap | Nickel Plated Brass |
| Body | Glass Tube |
| Fuse element | Alloy |
| Lead wire | Tin Plated Copper |

Packaging 包裝

| Packing type | Description |
|--------------|------------------|
| Bulk | 500PCS per bag |
| Box | 5,000PCS per box |

| Catalog Number | Ampere Rating | Voltage Rating | Breaking Capacity | I ² T Melting Integral(A ² .S) |
|----------------|---------------|----------------|-------------------|--|
| PFU0100A/B | 100mA | 250V/125V | 50A@125V/250VAC | 0.0015 |
| PFU0125A/B | 125mA | 250V/125V | 50A@125V/250VAC | 0.0025 |
| PFU0160A/B | 160mA | 250V/125V | 50A@125V/250VAC | 0.0042 |
| PFU0200A/B | 200mA | 250V/125V | 50A@125V/250VAC | 0.0065 |
| PFU0250A/B | 250mA | 250V/125V | 50A@125V/250VAC | 0.010 |
| PFU0300A/B | 300mA | 250V/125V | 50A@125V/250VAC | 0.018 |
| PFU0315A/B | 315mA | 250V/125V | 50A@125V/250VAC | 0.020 |
| PFU0350A/B | 350mA | 250V/125V | 50A@125V/250VAC | 0.025 |
| PFU0400A/B | 400mA | 250V/125V | 50A@125V/250VAC | 0.035 |
| PFU0500A/B | 500mA | 250V/125V | 50A@125V/250VAC | 0.060 |
| PFU0630A/B | 630mA | 250V/125V | 50A@125V/250VAC | 0.150 |
| PFU0750A/B | 750mA | 250V/125V | 50A@125V/250VAC | 0.350 |
| PFU0800A/B | 800mA | 250V/125V | 50A@125V/250VAC | 0.5 |
| PFU1100A/B | 1A | 250V/125V | 50A@125V/250VAC | 0.6 |
| PFU1125A/B | 1.25A | 250V/125V | 50A@125V/250VAC | 1.2 |
| PFU1150A/B | 1.5A | 250V/125V | 50A@125V/250VAC | 1.6 |
| PFU1160A/B | 1.6A | 250V/125V | 50A@125V/250VAC | 1.8 |
| PFU1200A/B | 2A | 250V/125V | 50A@125V/250VAC | 2.4 |
| PFU1250A/B | 2.5A | 250V/125V | 50A@125V/250VAC | 3.2 |
| PFU1300A/B | 3A | 250V/125V | 50A@125V/250VAC | 6.0 |
| PFU1315A/B | 3.15A | 250V/125V | 50A@125V/250VAC | 7.0 |
| PFU1350A/B | 3.5A | 250V/125V | 50A@125V/250VAC | 7.5 |
| PFU1400A/B | 4A | 250V/125V | 50A@125V/250VAC | 8.0 |
| PFU1500A/B | 5A | 250V/125V | 50A@125V/250VAC | 15 |
| PFU1600A/B | 6A | 250V/125V | 50A@125V/250VAC | 24 |
| PFU1630A/B | 6.3A | 250V/125V | 50A@125V/250VAC | 28 |
| PFU1700A/B | 7A | 250V/125V | 50A@125V/250VAC | 36 |
| PFU1800A/B | 8A | 250V/125V | 50A@125V/250VAC | 42 |
| PFU2100A/B | 10A | 250V/125V | 50A@125V/250VAC | 50 |

Dimensions 尺寸



PTU/HTP Series 3.6*10mm Time-Lag Ceramic Tube Fuse



| Catalog Number | Ampere Rating | Voltage Rating | Breaking Capacity | I ² T Melting Integral(A ² .S) |
|----------------|---------------|----------------|-------------------|--|
| PTU0100A/B | 100mA | 250V/125V | 50A@125V/250VAC | 0.0042 |
| PTU0125A/B | 125mA | 250V/125V | 50A@125V/250VAC | 0.010 |
| PTU0160A/B | 160mA | 250V/125V | 50A@125V/250VAC | 0.025 |
| PTU0200A/B | 200mA | 250V/125V | 50A@125V/250VAC | 0.035 |
| PTU0250A/B | 250mA | 250V/125V | 50A@125V/250VAC | 0.056 |
| PTU0300A/B | 300mA | 250V/125V | 50A@125V/250VAC | 0.10 |
| PTU0315A/B | 315mA | 250V/125V | 50A@125V/250VAC | 0.12 |
| PTU0350A/B | 350mA | 250V/125V | 50A@125V/250VAC | 0.15 |
| PTU0400A/B | 400mA | 250V/125V | 50A@125V/250VAC | 0.25 |
| PTU0500A/B | 500mA | 250V/125V | 50A@125V/250VAC | 0.35 |
| PTU0630A/B | 630mA | 250V/125V | 50A@125V/250VAC | 0.55 |
| PTU0750A/B | 750mA | 250V/125V | 50A@125V/250VAC | 0.70 |
| PTU0800A/B | 800mA | 250V/125V | 50A@125V/250VAC | 1.1 |
| PTU1100A/B | 1A | 250V/125V | 50A@125V/250VAC | 2 |
| PTU1125A/B | 1.25A | 250V/125V | 50A@125V/250VAC | 3.8 |
| PTU1150A/B | 1.5A | 250V/125V | 50A@125V/250VAC | 4.2 |
| PTU1160A/B | 1.6A | 250V/125V | 50A@125V/250VAC | 6.2 |
| PTU1200A/B | 2A | 250V/125V | 50A@125V/250VAC | 13 |
| PTU1250A/B | 2.5A | 250V/125V | 50A@125V/250VAC | 18 |
| PTU1300A/B | 3A | 250V/125V | 50A@125V/250VAC | 28 |
| PTU1315A/B | 3.15A | 250V/125V | 50A@125V/250VAC | 32 |
| PTU1350A/B | 3.5A | 250V/125V | 50A@125V/250VAC | 39 |
| PTU1400A/B | 4A | 250V/125V | 50A@125V/250VAC | 43 |
| PTU1500A/B | 5A | 250V/125V | 50A@125V/250VAC | 58 |
| PTU1600A/B | 6A | 250V/125V | 50A@125V/250VAC | 70 |
| PTU1630A/B | 6.3A | 250V/125V | 50A@125V/250VAC | 81 |
| PTU1700A/B | 7A | 250V/125V | 50A@125V/250VAC | 92 |
| PTU1800A/B | 8A | 250V/125V | 50A@125V/250VAC | 106 |
| PTU2100A/B | 10A | 250V/125V | 50A@125V/250VAC | 120 |

Agency Approvals 安規認證

| Agency | Ampere Range | Agency File Number |
|--------|--------------|--------------------|
| UL | 250mA ~ 10A | E340427(JDYX) |
| cUL US | 250mA ~ 10A | E340427(JDYX7) |
| PS JET | 250mA ~ 5A | Pending |
| CE | 250mA ~ 5A | Pending |

Electrical Characteristics 電氣特性

| % of Ampere Rating(In) | Blowing Time |
|------------------------|---------------|
| 100%* In | (4 hours Min) |
| 200%* In | (60 sec Max) |

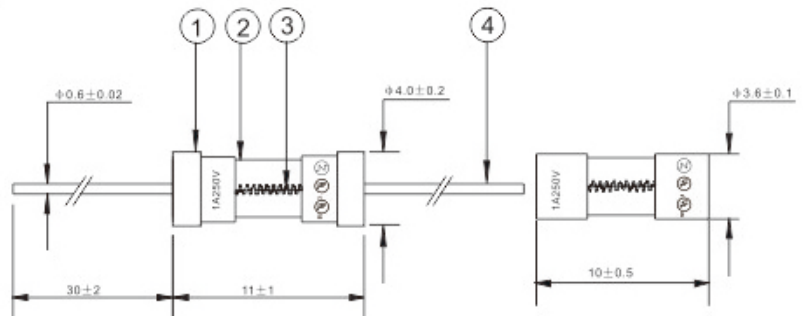
Materials 材質

| Part Name | Material |
|--------------|------------------------------|
| Cap | Nickel Plated Brass |
| Body | Non-Transparent Ceramic Tube |
| Fuse element | Alloy |
| Lead wire | Tin Plated Copper |

Packaging 包裝

| Packing type | Description |
|--------------|------------------|
| Bulk | 500PCS per bag |
| Box | 5,000PCS per box |

Dimensions 尺寸



BFC Series 5*20mm Fast-Acting Ceramic Tube Fuse



Agency Approvals 安規認證

| Agency | Ampere Range | Agency File Number |
|--------|--------------|--------------------|
| | 200mA ~ 10A | E340427(JDYX2) |
| | 200mA ~ 10A | E340427(JDYX8) |
| | 200mA ~ 10A | 2016010207899509 |
| | 200mA ~ 10A | Pending |
| | 200mA ~ 10A | Pending |
| | 200mA ~ 10A | PSE16021072 |

Electrical Characteristics 電氣特性

| UL248-1/14 % of Ampere Rating(In) | Blowing Time |
|--------------------------------------|---------------|
| 100%* In | (4 hours Min) |
| 135%* In | (1 hour Max) |
| 200%* In | (5 sec Max) |

| IEC 60127 % of Ampere Rating(In) | Blowing Time |
|-------------------------------------|--------------|
| 210%* In | (30 min Max) |
| 275%* In | (10 ms~2 s) |

Materials 材質

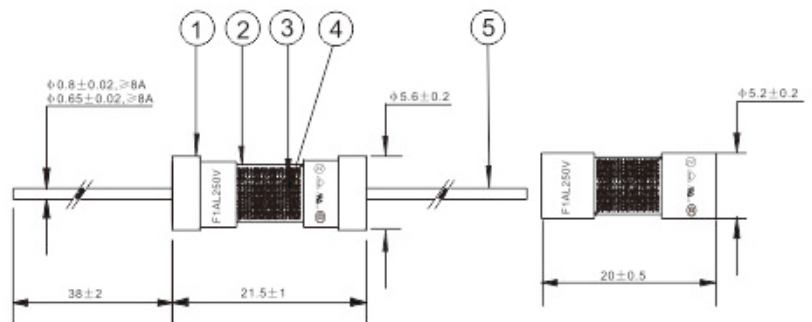
| Part Name | Material |
|--------------|------------------------------|
| Cap | Nickel Plated Brass |
| Body | Non-Transparent Ceramic Tube |
| Fuse element | Alloy |
| Lead wire | Tin Plated Copper |

Packaging 包裝

| Packing type | Description |
|--------------|------------------|
| Bulk | 500PCS per bag |
| Box | 5,000PCS per box |

| Catalog Number | Ampere Rating | Voltage Rating | Max Voltage Drop (mv) | I ² T Melting Integral(A ² .S) |
|----------------|---------------|----------------|-----------------------|--|
| BFC0100A/B | 100mA | 250V/125V | 3500 | 0.0005 |
| BFC0125A/B | 125mA | 250V/125V | 2000 | 0.003 |
| BFC0160A/B | 160mA | 250V/125V | 2000 | 0.01 |
| BFC0200A/B | 200mA | 250V/125V | 1700 | 0.04 |
| BFC0250A/B | 250mA | 250V/125V | 1400 | 0.06 |
| BFC0315A/B | 315mA | 250V/125V | 1300 | 0.10 |
| BFC0400A/B | 400mA | 250V/125V | 1200 | 0.20 |
| BFC0500A/B | 500mA | 250V/125V | 1100 | 0.35 |
| BFC0630A/B | 630mA | 250V/125V | 650 | 0.50 |
| BFC0800A/B | 800mA | 250V/125V | 240 | 1.3 |
| BFC1100A/B | 1A | 250V/125V | 200 | 1.6 |
| BFC1125A/B | 1.25A | 250V/125V | 200 | 2.4 |
| BFC1160A/B | 1.6A | 250V/125V | 190 | 4.6 |
| BFC1200A/B | 2A | 250V/125V | 170 | 7.9 |
| BFC1250A/B | 2.5A | 250V/125V | 170 | 12 |
| BFC1315A/B | 3.15A | 250V/125V | 150 | 22 |
| BFC1400A/B | 4A | 250V/125V | 130 | 29 |
| BFC1500A/B | 5A | 250V/125V | 130 | 78 |
| BFC1630A/B | 6.3A | 250V/125V | 130 | 97 |
| BFC1800A/B | 8A | 250V/125V | 100 | 290 |
| BFC2100A/B | 10A | 250V/125V | 100 | 430 |
| BFC2125A/B | 12.5A | 250V/125V | 96 | 560 |
| BFC2160A/B | 16A | 250V/125V | 90 | 670 |
| BFC2200A/B | 20A | 250V/125V | 82 | 700 |
| BFC2250A/B | 25A | 250V/125V | 75 | 850 |
| BFC2300A/B | 30A | 250V/125V | 72 | 1000 |

Dimensions 尺寸



BTC Series 5*20mm Time-Lag Ceramic Tube Fuse



Agency Approvals 安規認證

| Agency | Ampere Range | Agency File Number |
|--------|--------------|--------------------|
| | 200mA ~ 10A | E340427(JDYX2) |
| | 200mA ~ 10A | E340427(JDYX8) |
| | 200mA ~ 10A | 2016010207899506 |
| | 200mA ~ 10A | Pending |
| | 200mA ~ 10A | Pending |
| | 200mA ~ 10A | PSE16021071 |

Electrical Characteristics 電氣特性

| UL248-1/14 % of Ampere Rating(In) | Blowing Time |
|--------------------------------------|---------------|
| 100%* In | (4 hours Min) |
| 135%* In | (1 hour Max) |
| 200%* In | (5 sec Max) |

| IEC 60127 % of Ampere Rating(In) | Blowing Time |
|-------------------------------------|---------------|
| 210%* In | (30 min Max) |
| 275%* In | (750 ms~80 s) |

Materials 材質

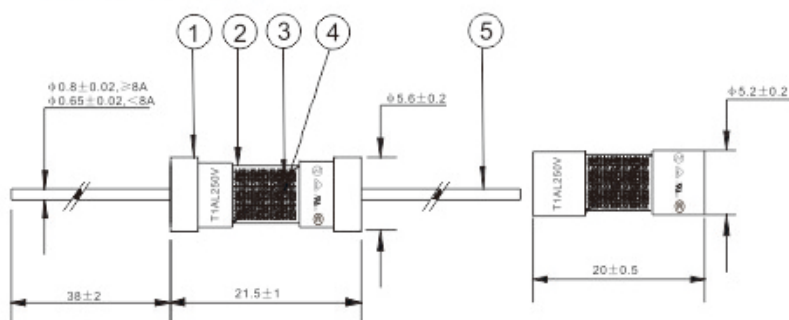
| Part Name | Material |
|--------------|------------------------------|
| Cap | Nickel Plated Brass |
| Body | Non-Transparent Ceramic Tube |
| Fuse element | Alloy |
| Lead wire | Tin Plated Copper |

Packaging 包裝

| Packing type | Description |
|--------------|------------------|
| Bulk | 500PCS per bag |
| Box | 5,000PCS per box |

| Catalog Number | Ampere Rating | Voltage Rating | Max Voltage Drop (mv) | I ² T Melting Integral(A ² .S) |
|----------------|---------------|----------------|-----------------------|--|
| BTC0100A/B | 100mA | 250V/125V | 7000 | 0.0005 |
| BTC0125A/B | 125mA | 250V/125V | 5000 | 0.0008 |
| BTC0160A/B | 160mA | 250V/125V | 4300 | 0.002 |
| BTC0200A/B | 200mA | 250V/125V | 3500 | 0.009 |
| BTC0250A/B | 250mA | 250V/125V | 2800 | 0.01 |
| BTC0315A/B | 315mA | 250V/125V | 2500 | 0.06 |
| BTC0400A/B | 400mA | 250V/125V | 2000 | 0.1 |
| BTC0500A/B | 500mA | 250V/125V | 1800 | 0.2 |
| BTC0630A/B | 630mA | 250V/125V | 1500 | 0.3 |
| BTC0750A/B | 750mA | 250V/125V | 1400 | 0.3 |
| BTC0800A/B | 800mA | 250V/125V | 1200 | 0.4 |
| BTC1100A/B | 1A | 250V/125V | 1000 | 0.6 |
| BTC1125A/B | 1.25A | 250V/125V | 800 | 0.8 |
| BTC1150A/B | 1.5A | 250V/125V | 600 | 1.0 |
| BTC1160A/B | 1.6A | 250V/125V | 600 | 1.2 |
| BTC1200A/B | 2A | 250V/125V | 500 | 3.4 |
| BTC1250A/B | 2.5A | 250V/125V | 400 | 7.2 |
| BTC1300A/B | 3A | 250V/125V | 350 | 8.5 |
| BTC1315A/B | 3.15A | 250V/125V | 350 | 9.2 |
| BTC1350A/B | 3.5A | 250V/125V | 350 | 9.2 |
| BTC1400A/B | 4A | 250V/125V | 300 | 14 |
| BTC1500A/B | 5A | 250V/125V | 250 | 25 |
| BTC1600A/B | 6A | 250V/125V | 250 | 25 |
| BTC1630A/B | 6.3A | 250V/125V | 200 | 64 |
| BTC1700A/B | 7A | 250V/125V | 200 | 81 |
| BTC1800A/B | 8A | 250V/125V | 200 | 96 |
| BTC2100A/B | 10A | 250V/125V | 200 | 106 |
| BTC2120A/B | 12A | 250V/125V | 180 | 125 |
| BTC2125A/B | 12.5A | 250V/125V | 180 | 135 |
| BTC2150A/B | 15A | 250V/125V | 160 | 160 |
| BTC2160A/B | 16A | 250V/125V | 160 | 170 |
| BTC2200A/B | 20A | 250V/125V | 150 | 200 |
| BTC2250A/B | 25A | 250V/125V | 120 | 240 |
| BTC2300A/B | 30A | 250V/125V | 100 | 300 |

Dimensions 尺寸



BMF Series 6.35*32mm Fast-Acting Ceramic Tube Fuse



Agency Approvals 安規認證

| Agency | Ampere Range | Agency File Number |
|--------|--------------|--------------------|
| | 100mA ~ 50A | E340427(JDYX2) |
| | 100mA ~ 50A | E340427(JDYX8) |

Electrical Characteristics 電氣特性

| % of Ampere Rating(In) | Blowing Time |
|------------------------|---------------|
| 100%* In | (4 hours Min) |
| 135%* In | (1 hour Max) |
| 200%* In | (5 sec Max) |

Materials 材質

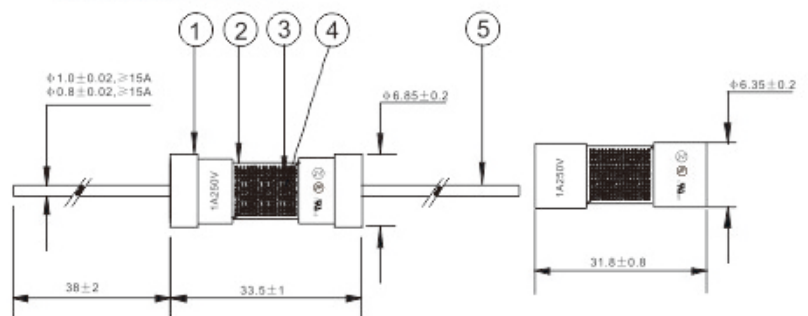
| Part Name | Material |
|--------------|------------------------------|
| Cap | Nickel Plated Brass |
| Body | Non-Transparent Ceramic Tube |
| Fuse element | Alloy |
| Lead wire | Tin Plated Copper |

Packaging 包裝

| Packing type | Description |
|--------------|------------------|
| Bulk | 200PCS per bag |
| Box | 4,000PCS per box |

| Catalog Number | Ampere Rating | Voltage Rating | Breaking Capacity |
|----------------|---------------|----------------|-------------------------------|
| BMF0100A/B | 100mA | 250V/125V | 35A@250V AC (100mA~1A); |
| BMF0160A/B | 160mA | 250V/125V | |
| BMF0200A/B | 200mA | 250V/125V | |
| BMF0250A/B | 250mA | 250V/125V | |
| BMF0300A/B | 300mA | 250V/125V | |
| BMF0315A/B | 315mA | 250V/125V | |
| BMF0350A/B | 350mA | 250V/125V | 100A@250V AC (1.25A~3.5A); |
| BMF0400A/B | 400mA | 250V/125V | |
| BMF0500A/B | 500mA | 250V/125V | |
| BMF0630A/B | 630mA | 250V/125V | 200A@250V AC (4A~10A). |
| BMF0750A/B | 750mA | 250V/125V | |
| BMF0800A/B | 800mA | 250V/125V | 750A@250V AC (12A~30A). |
| BMF1100A/B | 1A | 250V/125V | |
| BMF1125A/B | 1.25A | 250V/125V | |
| BMF1150A/B | 1.5A | 250V/125V | 1000A@250V AC (32A~50A) |
| BMF1160A/B | 1.6A | 250V/125V | |
| BMF1200A/B | 2A | 250V/125V | |
| BMF1250A/B | 2.5A | 250V/125V | |
| BMF1300A/B | 3A | 250V/125V | |
| BMF1315A/B | 3.15A | 250V/125V | |
| BMF1350A/B | 3.5A | 250V/125V | |
| BMF1400A/B | 4A | 250V/125V | |
| BMF1500A/B | 5A | 250V/125V | |
| BMF1600A/B | 6A | 250V/125V | |
| BMF1630A/B | 6.3A | 250V/125V | 300V |
| BMF1800A/B | 8A | 250V/125V | 500V |
| BMF2100A/B | 10A | 250V/125V | 600V |
| BMF2120A/B | 12A | 250V/125V | 750V |
| BMF2150A/B | 15A | 250V/125V | 1000V |
| BMF2200A/B | 20A | 250V/125V | |
| BMF2250A/B | 25A | 250V/125V | |
| BMF2300A/B | 30A | 250V/125V | |
| BMF2400A/B | 40A | 250V/125V | |
| BMF2500A/B | 50A | 250V/125V | |

Dimensions 尺寸



BMT Series 6.35*32mm Time-Lag Ceramic Tube Fuse



Agency Approvals 安規認證

| Agency | Ampere Range | Agency File Number |
|--------|--------------|--------------------|
| | 100mA ~ 50A | E340427(JDYX2) |
| | 100mA ~ 50A | E340427(JDYX8) |

Electrical Characteristics 電氣特性

| % of Ampere Rating(In) | Blowing Time |
|------------------------|---------------|
| 100%* In | (4 hours Min) |
| 135%* In | (1 hour Max) |
| 200%* In | (120 sec Max) |

Materials 材質

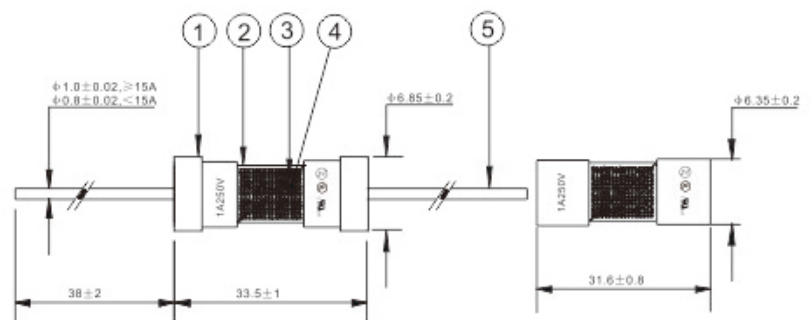
| Part Name | Material |
|--------------|------------------------------|
| Cap | Nickel Plated Brass |
| Body | Non-Transparent Ceramic Tube |
| Fuse element | Alloy |
| Lead wire | Tin Plated Copper |

Packaging 包裝

| Packing type | Description |
|--------------|------------------|
| Bulk | 200PCS per bag |
| Box | 4,000PCS per box |

| Catalog Number | Ampere Rating | Voltage Rating | Breaking Capacity |
|----------------|---------------|----------------|----------------------------|
| BMT0100A/B | 100mA | 250V/125V | 35A@250V AC (100mA~1A); |
| BMT0160A/B | 160mA | 250V/125V | |
| BMT0200A/B | 200mA | 250V/125V | |
| BMT0250A/B | 250mA | 250V/125V | |
| BMT0300A/B | 300mA | 250V/125V | |
| BMT0315A/B | 315mA | 250V/125V | |
| BMT0350A/B | 350mA | 250V/125V | |
| BMT0400A/B | 400mA | 250V/125V | |
| BMT0500A/B | 500mA | 250V/125V | |
| BMT0630A/B | 630mA | 250V/125V | |
| BMT0750A/B | 750mA | 250V/125V | 100A@250V AC (1.25A~3.5A); |
| BMT0800A/B | 800mA | 250V/125V | |
| BMT1100A/B | 1A | 250V/125V | |
| BMT1125A/B | 1.25A | 250V/125V | 200A@250V AC (4A~10A). |
| BMT1150A/B | 1.5A | 250V/125V | |
| BMT1160A/B | 1.6A | 250V/125V | 750A@250V AC (12A~30A). |
| BMT1200A/B | 2A | 250V/125V | |
| BMT1250A/B | 2.5A | 250V/125V | |
| BMT1300A/B | 3A | 250V/125V | |
| BMT1315A/B | 3.15A | 250V/125V | |
| BMT1350A/B | 3.5A | 250V/125V | |
| BMT1400A/B | 4A | 250V/125V | |
| BMT1500A/B | 5A | 250V/125V | |
| BMT1600A/B | 6A | 250V/125V | |
| BMT1630A/B | 6.3A | 250V/125V | |
| BMT1800A/B | 8A | 250V/125V | |
| BMT2100A/B | 10A | 250V/125V | 500V |
| BMT2120A/B | 12A | 250V/125V | |
| BMT2150A/B | 15A | 250V/125V | 600V |
| BMT2200A/B | 20A | 250V/125V | |
| BMT2250A/B | 25A | 250V/125V | 750V |
| BMT2300A/B | 30A | 250V/125V | |
| BMT2400A/B | 40A | 250V/125V | 1000V |
| BMT2500A/B | 50A | 250V/125V | |

Dimensions



5.250/5.300/5.500/5.700 Series Fast-Acting Ceramic Tube Fuse
5.250/5.300/5.500/5.700 Series Time-Lag Ceramic Tube Fuse



• Agency Approvals 安規認證

| Agency | Ampere Range | Agency File Number |
|---|--------------|--------------------|
|  | 200mA~30A | E340427(JDYX2) |
|  | 200mA~30A | E340427(JDYX8) |

• Electrical Characteristics 電氣特性

| UL248-1/14 % of Ampere Rating(In) | Blowing Time |
|--------------------------------------|---------------|
| 100%* In | (4 hours Min) |
| 135%* In | (1 hour Max) |
| 200%* In | (5 sec Max) |

| IEC 60127 % of Ampere Rating(In) | Blowing Time |
|-------------------------------------|--------------|
| 210%* In | (30 min Max) |
| 275%* In | (10 ms~2 s) |

• Materials 材質

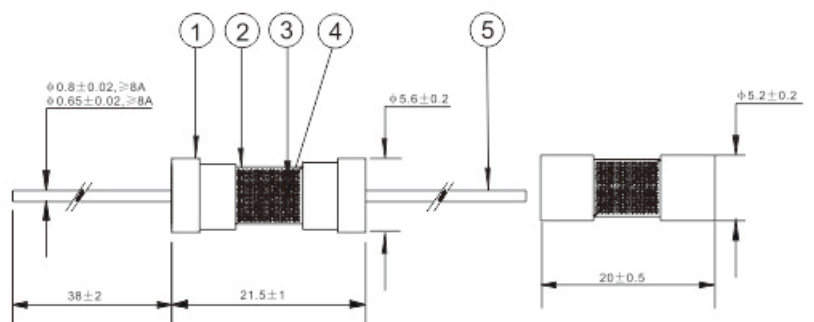
| Part Name | Material |
|--------------|------------------------------|
| Cap | Nickel Plated Brass |
| Body | Non-Transparent Ceramic Tube |
| Fuse element | Alloy |
| Lead wire | Tin Plated Copper |

• Packaging 包裝


| Packing type | Description |
|--------------|------------------|
| Bulk | 500PCS per bag |
| Box | 5,000PCS per box |

| Catalog Number | Ampere Rating | Voltage Rating | Max Voltage Drop (mv) | I ² T Melting Integral(A ² .S) |
|----------------|---------------|----------------|-----------------------|--|
| 5.250.*** | 100mA | 250V | 3500 | 0.0005 |
| | 125mA | | 2000 | 0.003 |
| | 160mA | | 2000 | 0.01 |
| | 200mA | | 1700 | 0.04 |
| | 250mA | | 1400 | 0.06 |
| | 315mA | | 1300 | 0.10 |
| | 400mA | | 1200 | 0.20 |
| | 500mA | | 1100 | 0.35 |
| | 630mA | | 650 | 0.50 |
| | 800mA | | 240 | 1.3 |
| 5.300.*** | 1A | 300V | 200 | 1.6 |
| | 1.25A | | 200 | 2.4 |
| 5.500.*** | 1.6A | 500V | 190 | 4.6 |
| | 2A | | 170 | 7.9 |
| 5.700.*** | 2.5A | 700V | 170 | 12 |
| | 3.15A | | 150 | 22 |
| | 4A | | 130 | 29 |
| | 5A | | 130 | 78 |
| | 6.3A | | 130 | 97 |
| | 8A | | 100 | 290 |
| | 10A | | 100 | 430 |
| | 12.5A | | 96 | 560 |
| | 16A | | 90 | 670 |
| | 20A | | 82 | 700 |
| 25A | 75 | 850 | | |
| 30A | 72 | 1000 | | |

• Dimensions 尺寸

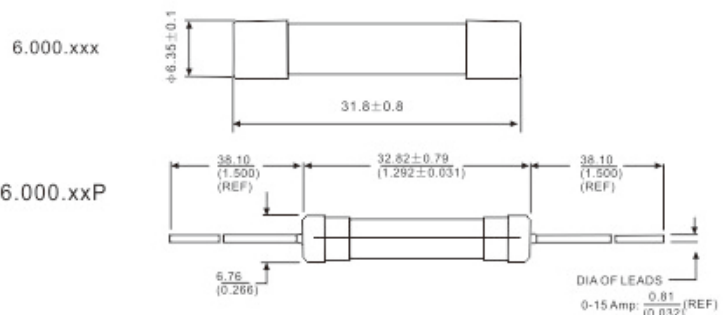


6.250/6.300/6.500/6.600/6.750/6.000 Series Fast-Acting Ceramic Tube Fuse
 6.250/6.300/6.500/6.600/6.750/6.000 Series Time-Lag Ceramic Tube Fuse



| Catalog Number | Part No . | Rated Voltage | Rated Current | Breaking Capacity (A) |
|----------------|-----------|---------------|---------------|-----------------------|
| | | AC/DC | | DC |
| 6.250.*** | .0.2 | 250V | 200mA | 10KA |
| | .25 | | 250mA | |
| | .0.4 | | 400mA | |
| | .0.5 | | 500mA | |
| | .0.6 | | 600mA | |
| | .1 | | 1A | |
| | .1.25 | | 1.25A | |
| | .2 | | 2A | |
| | .2.5 | | 2.5A | |
| | .3 | | 3A | |
| 6.300.*** | .3.15 | 300V | 3.15A | 10KA |
| | .4 | | 4A | |
| 6.500.*** | .5 | 500V | 5A | 10KA |
| | .6 | | 6A | |
| 6.600.*** | .8 | 600V | 8A | 10KA |
| | .10 | | 10A | |
| 6.750.*** | .12 | 750V | 12A | 10KA |
| | .12.5 | | 12.5A | |
| | .15 | | 15A | |
| | .16 | | 16A | |
| | .20 | | 20A | |
| | .25 | | 25A | |
| | .30 | | 30A | |
| | .40 | | 40A | |
| | .50 | | 50A | |
| | 6.000.*** | | .10 | |
| .12.5 | | 12.5A | | |
| .15 | | 15A | | |
| .16 | | 16A | | |
| .20 | | 20A | | |
| .25 | | 25A | | |
| .30 | | 30A | | |
| .40 | | 40A | | |
| .50 | | 50A | | |

- DC Cold Resistance are measured at <10% of rated current in ambient temperature of 25°C
- Typical Pre-arching I²t are measured at 10In Current
- For current rating other than above, please contact REOMAX



Description

- Fast Acting, high breaking capacity under 1000VDC
- 6.35x32mm physical size
- Special Engineering Material tube, Silver plated copper cap construction
- Designed to UL 248-1
- Lead Free and Halogen free material

Electrical Characteristics

| | |
|-------|--------------|
| 1.0In | 4 hour Min. |
| 2.5In | 120 sec Max. |

Fast acting fuse 快速熔斷器

VOLTAGE RANGE:
AMPERE RANGE:
INTERRUPTING RATING:

EHV7 Series Square Body, aR

690V-1EC 700V-UL
40A-2000A
IR200kA
Both with / without
indicator version available



(Pending)



NHV5 Series North American, High Speed

500V AC/DC
35A-1600A
IR 200kA@500VAC
IR 50kA@500VDC



(Pending)



NHV7 Series North American, High Speed

700V AC/DC
5A-1200A
IR 200kA@700VAC
IR 50kA@700VDC



(Pending)



VOLTAGE RANGE:
AMPERE RANGE:
INTERRUPTING RATING:

BHV7.80 BS88, High Speed

690V AC/500V DC
6A-710A
IR200kA RMS Sym



(Pending)



BHV7.80 BS88, High Speed

690V AC/500V DC
6A-710A
IR200kA RMS Sym



(Pending)



HEV Series 10x38, High Speed for HEV

600V AC/700V DC & 1000V AC/DC
100mA-30A
IR 100kA@600V AC & IR 100kA @ 1000V AC
IR 50kA @ 700V DC & IR 50kA @ 1000V DC



**1000Vdc, 10x38mm, Photovoltaic Fuses
PV1000. Series**

PV Fuse Holder PVRH1U Series



Description

1000Vdc Fuse for Solar Panel Applications
 10x38mm physical size
 Designed to UL 2579
 Capable of interrupting low overcurrents associated with faulted
 Lead Free and Halogen free material

Description

Agency ratings up to 1000Vdc for use with solar PV fuses.
 Rated for use with 75°C or 90°C wire, fine stranded wire, spade terminals
 and comb-bus bars. Use any higher temperature rated wire with
 appropriate derating.
 Designed to UL 4248-18
 Lead Free and Halogen free material

Specifications

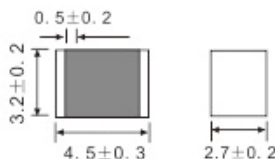

| Part No . | Rated Voltage | Rated Current | Breaking Capacity |
|-------------|---------------|---------------|---|
| | DC | | DC |
| PV1000.1A | 1000V | 1A | UL 10kA IEC 33kA Time Constant 1-3ms |
| PV1000.2A | | 2A | |
| PV1000.3A | | 3A | |
| PV1000.3.5A | | 3.5A | |
| PV1000.4A | | 4A | |
| PV1000.5A | | 5A | |
| PV1000.6A | | 6A | |
| PV1000.8A | | 8A | |
| PV1000.10A | | 10A | |
| PV1000.12A | | 12A | |
| PV1000.15A | | 15A | |

Specifications

| | |
|--|--|
| Voltage&Current: | 600V/1000VDC, 30A |
| Terminal Rating: | Solid, Stranded, Fine Stranded, Spade Lug, Comb Bus Bar; Single and Dual Wire; 75°C and 90°C Cu wire |
| SCCR Rating: | UL 10kA/1000Vdc; IEC 33kA/1000Vdc |
| Fuse: | REOMAX FUSE Pv1000 Series |
| Wire Range: | #18 to #4 (0.8mm ² to 21.1mm ²) |
| Torque Ratings: | 30 Lb-In (3.4 • m) maximum |
| Flammability Ratings: | UL 94V0, self-extinguishing |
| Storage & Operating Temperature Range: | -20°C to +120°C |

- DC Cold Resistance are measured at <10% of rated current in ambient temperature of 25°C
- Typical Pre-arching I²t are measured at 10In Current
- Min Interrupting Rating: 1.35 x In
- Fuse Coordination w/: Thin film cells and 4 " , 5 " and 6 " crystalline silicon cells.


SMD 4532/ 1812 Ceramic Gas Discharge Tube



- Resettable overvoltage protection
- ROHS compliant
- Small size:4.5x3.2x2.7mm.
- Wide range of voltages (90V-600V)
- Low capacitance and insertion loss
- Crowbar device with low arc voltage, no polarity
- High accuracy spark-over voltages for high precision designs

| Part Number 4532 | DC Breakdown Voltage (V @100V/s) | Tolerance of DCBV | Impulse Breakdown Voltage[V @1KV/s] | AC Discharge Current (A @ 50Hz) | Surge Discharge Current (A @ 10/1000 μs) | Surge Discharge Current (KA @ 8/20 μs) | Insulation Resistance (M Ω) | Electrode Capacitance (pF @ 1MHz) |
|---------------------|----------------------------------|-------------------|-------------------------------------|---------------------------------|--|--|-----------------------------|-----------------------------------|
| RMV-RM090M-CA3 | 90 | ±20% | ≤700 | 2 | 50 | 2 | ≥1000 | ≤1 |
| RMV-RM150M-CA3 | 150 | ±20% | ≤700 | 2 | 50 | 2 | ≥1000 | ≤1 |
| RMV-RM230M-CA3 | 230 | ±20% | ≤700 | 2 | 50 | 2 | ≥1000 | ≤1 |
| RMV-RM350M-CA3 | 350 | ±20% | ≤900 | 2 | 50 | 2 | ≥1000 | ≤1 |
| RMV-RM470M-CA3 | 470 | ±20% | ≤1000 | 2 | 50 | 2 | ≥1000 | ≤1 |
| RMV-RM600M-CA3 | 600 | ±20% | ≤1200 | 2 | 50 | 2 | ≥1000 | ≤1 |

绕线.金属膜.氧化膜.碳膜.电阻器系列 FIXED RESISTOR



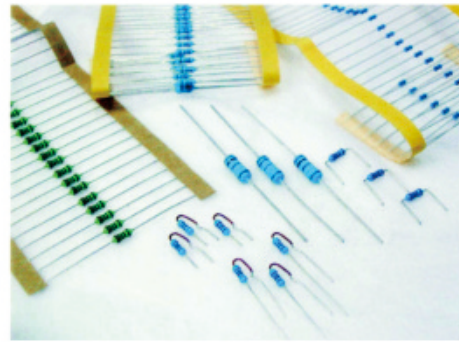
绕线电阻(有感&无感)
RESISTOR(INDUCTIVE TYPE&NON-INDUCTIVE TYPE)
(KNP/NKNP)

Feature

The fabric of wirewound Resistor is to wind the resistance wire on a ceramic core.

- Low noise
- Resistance tolerance: $\pm 2\%$, $\pm 5\%$
- There are 5 color bands on surface.KNP and NKNP are distinguished by 5th color band.

| Power Rating | | Dimension(mm) | | | | KNP Resistance Range(Ω) | NKNP Resistance Range(Ω) | Dielectric withstanding Voltage |
|--------------|-----------|---------------|----------------|------------|-------------------|----------------------------------|-----------------------------------|---------------------------------|
| STD type | Mini type | ϕD | L | H | $\phi d \pm 0.05$ | | | |
| 1/2W | 1WS | 3.5 ± 0.5 | 9.0 ± 0.5 | 26 ± 2 | 0.50 | $0.05 \Omega - 30 \Omega$ | $0.05 \Omega - 6 \Omega$ | 300V |
| 1W | 2WS | 4.5 ± 0.5 | 11.5 ± 1.0 | 35 ± 3 | 0.70 | $0.05 \Omega - 40 \Omega$ | $0.05 \Omega - 8 \Omega$ | 350V |
| 2W | 3WS | 5.0 ± 0.5 | 15.5 ± 1.0 | 33 ± 3 | 0.70 | $0.05 \Omega - 50 \Omega$ | $0.05 \Omega - 10 \Omega$ | 350V |
| 3W | 5WS | 6.0 ± 0.5 | 17.5 ± 1.0 | 38 ± 3 | 0.70 | $0.05 \Omega - 250 \Omega$ | $0.1 \Omega - 50 \Omega$ | 400V |
| 5W | | 8.0 ± 0.5 | 24.5 ± 1.0 | 35 ± 3 | 0.70 | $0.05 \Omega - 250 \Omega$ | $0.1 \Omega - 50 \Omega$ | 400V |




金属皮膜固定电阻器(精密电阻)
FIXED RESISTOR(MF)

Feature

- High quality
- Standard tolerance: $\pm 0.5\%$, $\pm 1\%$, $\pm 2\%$, $\pm 5\%$
- Temperature coefficient: $\pm 25PPM$ $\pm 50PPM$, $\pm 100PPM$

| Power Rating | | Dimension(mm) | | | | Resistance Range(Ω) | Max Working Voltage(RCVV) | Max Overload Voltage | Dielectric withstanding Voltage |
|--------------|--|---------------|----------------|------------|-------------------|------------------------------|---------------------------|----------------------|---------------------------------|
| | | ϕD | L | H | $\phi d \pm 0.05$ | | | | |
| 1/6W, 1/8W | | 1.8 ± 0.5 | 3.2 ± 0.5 | 28 ± 2 | 0.40 | $1 \Omega - 10 M \Omega$ | 150V | 300V | 300V |
| 1/4W | | 2.3 ± 0.5 | 6.5 ± 0.5 | 28 ± 2 | 0.45 | $1 \Omega - 10 M \Omega$ | 250V | 500V | 350V |
| 1/2WS | | 2.3 ± 0.5 | 6.5 ± 0.5 | 28 ± 2 | 0.45 | $1 \Omega - 10 M \Omega$ | 250V | 500V | 350V |
| 1/2W | | 3.2 ± 0.5 | 9.0 ± 0.5 | 26 ± 2 | 0.50 | $1 \Omega - 10 M \Omega$ | 350V | 700V | 400V |
| 1WS | | 3.2 ± 0.5 | 9.0 ± 0.5 | 26 ± 2 | 0.50 | $1 \Omega - 10 M \Omega$ | 350V | 700V | 400V |
| 1W | | 4.5 ± 1.0 | 11.5 ± 1.0 | 35 ± 3 | 0.70 | $1 \Omega - 10 M \Omega$ | 350V | 800V | 450V |
| 2WS | | 4.5 ± 1.0 | 11.5 ± 1.0 | 35 ± 3 | 0.70 | $1 \Omega - 10 M \Omega$ | 350V | 800V | 450V |
| 2W | | 5.0 ± 1.0 | 15.5 ± 1.0 | 33 ± 3 | 0.70 | $1 \Omega - 10 M \Omega$ | 500V | 800V | 500V |
| 3WS | | 5.0 ± 1.0 | 15.5 ± 1.0 | 33 ± 3 | 0.70 | $1 \Omega - 10 M \Omega$ | 500V | 1000V | 500V |




不燃性金属氧化皮膜固定电阻器
FIXED RESISTOR(MOF)

Feature

- Low cost, prompt delivery
- Long term stability
- Wide resistance range: 0.1Ω to $100K \Omega$
- Resistance tolerance: $\pm 1\%$, $\pm 2\%$, $\pm 5\%$

| Power Rating | | Dimension(mm) | | | | Resistance Range(Ω) | Max Working Voltage(RCVV) | Max Overload Voltage | Dielectric withstanding Voltage |
|--------------|--|---------------|----------------|------------|-------------------|------------------------------|---------------------------|----------------------|---------------------------------|
| | | ϕD | L | H | $\phi d \pm 0.05$ | | | | |
| 1/4W | | 2.3 ± 0.5 | 6.5 ± 0.5 | 28 ± 2 | 0.45 | $0.1 - 100K$ | 250V | 400V | 250V |
| 1/2WS | | 2.3 ± 0.5 | 6.5 ± 0.5 | 28 ± 2 | 0.45 | $0.1 - 100K$ | 250V | 400V | 250V |
| 1/2W | | 3.2 ± 0.5 | 9.0 ± 0.5 | 26 ± 2 | 0.50 | $0.1 - 100K$ | 250V | 400V | 350V |
| 1WS | | 3.2 ± 0.5 | 9.0 ± 0.5 | 26 ± 2 | 0.50 | $0.1 - 100K$ | 350V | 600V | 350V |
| 1W | | 4.5 ± 1.0 | 11.5 ± 1.0 | 35 ± 3 | 0.70 | $0.1 - 100K$ | 350V | 600V | 400V |
| 2WS | | 4.5 ± 1.0 | 11.5 ± 1.0 | 35 ± 3 | 0.70 | $0.1 - 100K$ | 350V | 600V | 400V |
| 2W | | 5.0 ± 1.0 | 15.5 ± 1.0 | 33 ± 3 | 0.70 | $0.1 - 100K$ | 350V | 800V | 400V |
| 3WS | | 5.0 ± 1.0 | 15.5 ± 1.0 | 33 ± 3 | 0.70 | $0.1 - 100K$ | 350V | 800V | 400V |
| 3W | | 6.0 ± 1.0 | 17.5 ± 1.0 | 38 ± 3 | 0.70 | $0.1 - 100K$ | 500V | 800V | 400V |
| 5WS | | 6.0 ± 1.0 | 17.5 ± 1.0 | 38 ± 3 | 0.70 | $0.1 - 100K$ | 500V | 800V | 400V |
| 5W | | 8.0 ± 1.0 | 24.5 ± 1.0 | 35 ± 3 | 0.70 | $0.1 - 100K$ | 750V | 1000V | 400V |




碳素皮膜固定电阻器
FIXED RESISTOR(CF)

Feature

- Low cost, prompt delivery
- Long term stability
- Wide resistance range: 0.1Ω to $10 M \Omega$
- Resistance tolerance: $\pm 2\%$, $\pm 5\%$, $\pm 10\%$

| Power Rating | | Dimension(mm) | | | | Resistance Range(Ω) | Max Working Voltage(RCVV) | Max Overload Voltage | Dielectric withstanding Voltage |
|--------------|--|---------------|----------------|------------|-------------------|------------------------------|---------------------------|----------------------|---------------------------------|
| | | ϕD | L | H | $\phi d \pm 0.05$ | | | | |
| 1/6W, 1/8W | | 1.8 ± 0.5 | 3.2 ± 0.5 | 28 ± 2 | 0.40 | $1 \Omega - 10 M \Omega$ | 200V | 400V | 300V |
| 1/4W | | 2.3 ± 0.5 | 6.5 ± 0.5 | 28 ± 2 | 0.45 | $1 \Omega - 10 M \Omega$ | 250V | 500V | 350V |
| 1/2WS | | 2.3 ± 0.5 | 6.5 ± 0.5 | 28 ± 2 | 0.45 | $1 \Omega - 10 M \Omega$ | 250V | 500V | 350V |
| 1/2W | | 3.2 ± 0.5 | 9.0 ± 0.5 | 26 ± 2 | 0.50 | $1 \Omega - 10 M \Omega$ | 350V | 700V | 400V |
| 1WS | | 3.2 ± 0.5 | 9.0 ± 0.5 | 26 ± 2 | 0.50 | $1 \Omega - 10 M \Omega$ | 350V | 700V | 400V |
| 1W | | 4.5 ± 1.0 | 11.5 ± 1.0 | 35 ± 3 | 0.70 | $1 \Omega - 10 M \Omega$ | 500V | 800V | 450V |
| 2WS | | 4.5 ± 1.0 | 11.5 ± 1.0 | 35 ± 3 | 0.70 | $1 \Omega - 10 M \Omega$ | 500V | 800V | 450V |
| 2W | | 5.0 ± 1.0 | 15.5 ± 1.0 | 33 ± 3 | 0.70 | $1 \Omega - 10 M \Omega$ | 500V | 1000V | 450V |
| 3WS | | 5.0 ± 1.0 | 15.5 ± 1.0 | 33 ± 3 | 0.70 | $1 \Omega - 10 M \Omega$ | 500V | 1000V | 450V |
| 3W | | 6.0 ± 1.0 | 17.5 ± 1.0 | 38 ± 3 | 0.70 | $1 \Omega - 10 M \Omega$ | 500V | 1000V | 500V |

AFB系列 耐冲击型 超小型 快断 保险丝 AFB Series Impact resistance type Fast-Acting Micro Fuse

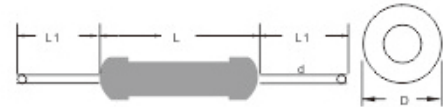


| % of Ampere Rating(In) | Blowing Time |
|------------------------|--------------------|
| 150% *In | 大于1小时(4 hours Min) |
| 210% *In | 小于60秒(60 sec Max) |

| Catalog No. | Ampere Rating | Voltage Rating | Breaking Capacity |
|-------------|---------------|----------------|-------------------|
| AFB1 100A/B | 1A | 250V/125V | 35A@125V/250VAC |
| AFB1200A/B | 2A | 250V/125V | 35A@125V/250VAC |
| AFB1300A/B | 3A | 250V/125V | 35A@125V/250VAC |

•Packing 包装

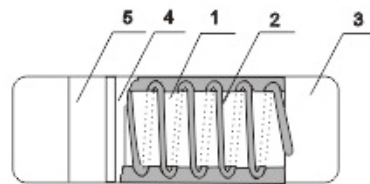
| Packing type | Description |
|--------------|------------------|
| Bulk | 500PCS per bag |
| Box | 5,000PCS per box |



| 规格 | 公差 | L±0.5 | D±0.2 | L±1 | d±0.2 |
|-----------|----|-------|-------|-----|-------|
| 1A-----3A | | 6.5 | 2.3 | 26 | 0.45 |

RXM 贴片保险电阻

结构图 Construction



- 1. 瓷芯 Ceramic core
- 2. 电阻丝 Resistive wire
- 3. 镀锡铁帽 Tinned iron cap
- 4. 标志颜色代码 Marking/Color code
- 5. 绝缘涂料 Insulation coating

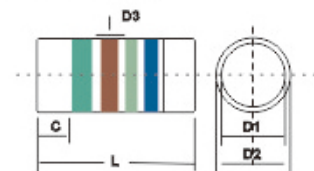
封装颜色 Coating color: 灰色 Gray

规格命名 Type Designation

例 Example

| 品种 Product code | 尺寸 Dimensions | 额定功率 Power Rating | 阻值精度 Resistance Tolerance | 阻值精度 Resistance Tolerance | 包装方式 Package |
|-----------------|---|--------------------------------|---------------------------|-----------------------------|--------------|
| RXM | 0309 | 1WS | 10R | J | T |
| 0207 0309 | 25:0.25W 50:0.5W 50S:0.5WS 1WS:1WS 25S:25WS | Example R10:0.1Ω 10R:10Ω | G:±2% J:±5% | T:Tapping Reel B:Bulk | |

外形尺寸 Dimensions



| 型号 Type | 尺寸 Dimension (mm) | | | | |
|---------|-------------------|---------|-------|-------|-------|
| | L | D1 | D2Max | D3Max | C/min |
| RXM0207 | 5.9±0.2 | 2.2±0.2 | 2.4 | 0.15 | 0.8 |
| RXM0309 | 8.5±0.2 | 3.0±0.3 | 2.4 | 0.3 | 1.5 |


特性 Features

表面贴装结构
电及强度坚固
耐热性好、温度系数小、噪声低、负荷功率大
长期稳定性优良

SMD structure
The electrode strength is firm
Good heat-durability, low temperature coefficient, low noise, high overload power.
Stable long life


PTC fuse 自恢復保險絲

SMD type 貼片系列




FSMD0603

Operation current:0.01A-1A
V max:6~16Vdc,I max:40A
PC motherboards,Mobile phones




PSMD0805

Operation current:0.05A~1.5A
V max:6~24Vdc,I max:40A
USB,Mobile phones,PC motherboards




NSMD1206

Operation current:0.05A~3.5A
V max:6~48Vdc,I max:10A~100A
USB Port Protection,Mobile Phones




USMD1210

Operation current:0.05A~2.60A
V max:6~30Vdc,I max:10A~40A
USB Port protection,Mobile phones



MSMD1812


Operation current:0.10A~4.00A
V max:6~60Vdc,I max:20A~100A
PC motherboards,POS equipment
USB Port protection



LSMD2920

Operation current:0.30A~7.00A
V max:6~60Vdc,I max:100A~40A
Toys,USB,Power,etc.
Electrical equipment

LOW Ro strap and SMD type (低損耗電池片與貼片系列)



Low Ro FSML0603

Operation current:0.05A~1.00A
V max:6Vdc,I max:50A
Battery pack protection
(On Development)



Low Ro PSML0805

Operation current:0.75A~2.00A
V max:6Vdc,I max:50A
Battery pack protection
(On Development)




Low Ro NSML1206

Operation current:0.50A~3.50A
V max:6Vdc,I max:50A
Battery pack protection
(NSML 175,NSML190,NSML200)




Low Ro USML1210

Operation current:1.75A~4.50A
V max:6Vdc,I max:50A
Battery pack protection(USML190,
USML200,USML260,USML300)



Low Ro USML1812

Operation current:1.40A~4.50A
V max:6Vdc,I max:50A
Battery pack
(USML180,USML190,MSML260)




TAL

Operation current:1.10A~4.50A
V max:6Vdc,I max:50A
Rechargeable battery pack protection

PTC fuse自恢復保險絲

LEADED type 插脚系列



TRF(250Vdc)

Operation Current:0.02A~2.00A
Operation Vmax:60Vdc
Max interrupt Vmax:250Vdc
Telecom field

TRA(16Vdc)

Operation Current:0.05A~14.00A
VMAX:16VDC,IMAX:40A.
Wide Variety of Electronic Equipment

TRC(60/72Vdc)

Operation Current:0.05A~5.00A
VMAX:60/72VDC,IMAX:40A.
Wide Variety of Electronic Equipment

TRG(600Vdc)

Operation Current:0.15A~0.16A
Operation Vmax:60Vdc
Max interrupt Vmax:600Vdc
POS Equipment

TRB(30Vdc)


Operation Current:0.90A~9.00A
VMAX:30VDC,IMAX:40A.
Wide Variety of Electronic Equipment

TRE(90/120Vdc)

Operation Current:0.15A~5.00A
VMAX:90/120VDC,IMAX:10A.
Set-top boxest

TRM(120Vac/240Vac)

Operation Current:0.05A~0.55A
Operation Vmax:240Vac
Max interrupt Vmax:265Vac
Line Voltage Application



STRAP series 普通電池片系列

TLS

Operation current:0.70A~4.20A
Vmax:10~30Vdc,Imax:100A
Rechargeable battery
pack protection

TLV

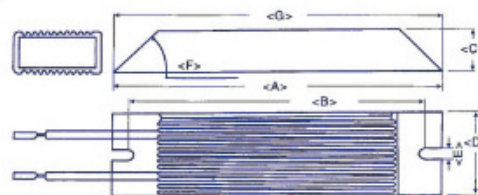
Operation current:1.75A~7.30A
Vmax:10~30Vdc,Imax:100A
Rechargeable battery pack
protection

TVS

Operation current:1.70A~2.30A
Vmax:10~30Vdc,Imax:100A
Rechargeable battery pack
protection

电力型铝壳绕线电阻器


LARGE CAPACITY METAL-CLAD WIRE WOUND RESISOR



规格型号: SPECIFICATIONS

| 定格电力(W) Power Rating | 尺寸 Dimensions(mm) | | | | | | | 形式 Type | 电阻值范围 (Ω) Resistance Range |
|-------------------------|-------------------|-----|-----|-----|-----|-----|-----|------------|-------------------------------|
| | A±2 | B±2 | C±1 | D±1 | E±1 | F±1 | G±2 | | |
| AL-60W | 115 | 100 | 20 | 40 | 5.2 | 45° | 75 | A type | 0.1~10K |
| AL-80W | 140 | 125 | 20 | 40 | 5.2 | 45° | 100 | A type | 0.1~10K |
| AL-100W | 165 | 150 | 20 | 40 | 5.2 | 45° | 125 | A type | 0.1~10K |
| AL-120W | 190 | 175 | 20 | 40 | 5.2 | 45° | 150 | A type | 0.15~15K |
| AL-150W | 215 | 200 | 20 | 40 | 5.2 | 45° | 175 | A type | 0.15~15K |
| AL-200W | 165 | 150 | 30 | 60 | 5.2 | 60° | 125 | A type | 0.3~20K |
| AL-300W | 215 | 200 | 30 | 60 | 5.2 | 60° | 175 | A type | 0.5~30K |
| AL-400W | 265 | 250 | 30 | 60 | 5.2 | 60° | 225 | A type | 0.5~30K |
| AL-500W | 240 | 225 | 40 | 80 | 5.2 | 60° | 200 | A type | 0.5~30K |
| AL-600W | 335 | 320 | 30 | 60 | 5.2 | 60° | 295 | A type | 1~50K |
| AL-800W | 400 | 385 | 40 | 80 | 5.2 | 60° | 360 | B type | 1~50K |
| AL-1000W | 400 | 385 | 50 | 100 | 30 | 5.2 | 380 | B type | 1~100K |

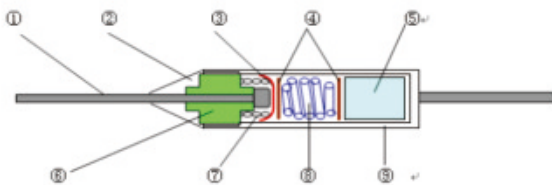
热熔断体.温度保险丝 Temperature fuse



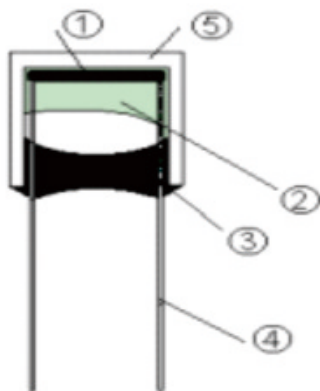
Temperature Characteristics Table

Voltage/ Current :
250V10A,250V15A
250V 1A 2A 3A 5A

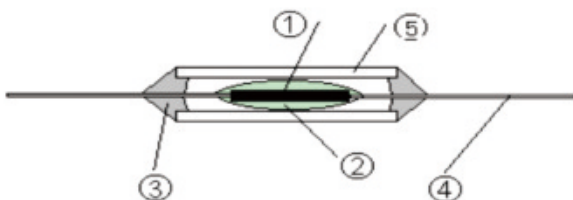
温控范围 Operating
Temperature/scope
57-240°C



- 1) 引线 (Lead wire)
- 2) 封口树脂 (Epoxy)
- 3) 星状簧片 (Star contact)
- 4) 圆片 (Discs)
- 5) 感温体 (Thermal pellet)
- 6) 陶瓷绝缘子 (Ceramic bushing)
- 7) 弹簧A (Spring A)
- 8) 弹簧B (Spring B)
- 9) 金属外壳 (Metal case)



- (1) 易熔合金 Thermal alloy
- (2) 特殊树脂 Special resin compound
- (3) 环氧树脂 Epoxy
- (4) 镀锡铜线 Lead wire
- (5) 塑料外壳 Case

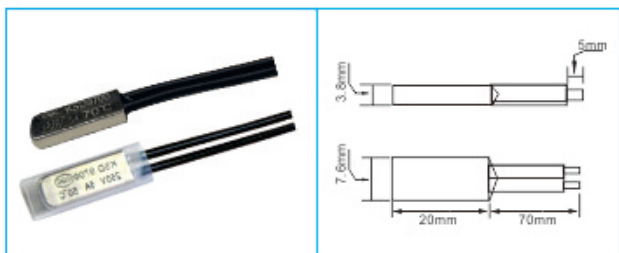


- (1) 易熔合金 Thermal alloy
- (2) 特殊树脂 Special resin compound
- (3) 环氧树脂 Epoxy
- (4) 镀锡铜线 Lead wire
- (5) 塑料外壳 Case

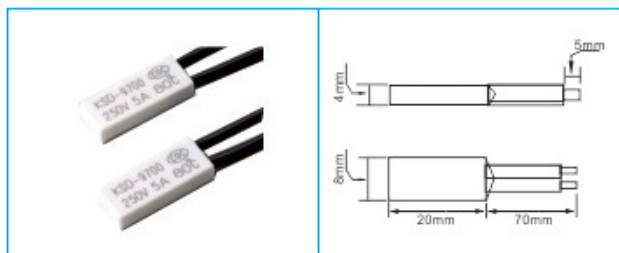
9700热保护器 9700 thermal protector

温度开关.过流 5A--10 A
Temperature switch. Flow 5 A -- 10 A

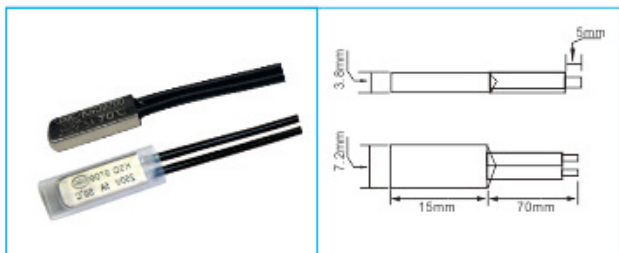
突跳式温控器 Thermostat




型号: R-CY-9700铁壳
尺寸: 4x7.8x20
使用于: 电机, 家用电器, 电动工具, 过胶机等




型号: R-CY-9700朔壳
尺寸: 4.0x8.0x20/4.0x7.3x15.5
使用于: 电机, 家用电器, 电动工具, 过胶机等



型号: R-CY-9700铁壳
尺寸: 3.8x7.2x15
使用于: 电机, 家用电器, 电动工具, 过胶机等



型号: R-CY-9700朔壳
尺寸: 2.4x5.4x15
使用于: 电机, 家用电器, 电动工具, 过胶机等

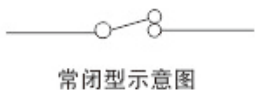


型号: RS-D/KSD-301

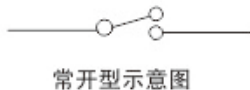
| | |
|------|--------|
| 耐压值 | 2500V |
| 过载电流 | 10A |
| 动作温度 | 5-250℃ |
| 介质材料 | 电木或陶瓷 |

产品用途

主要用于马达电机饮水机、电热水瓶、消毒柜、咖啡壶、电熨斗、干衣机、空调器、热水器、电子瓦煲、消毒碗柜和电机吸尘器等电器。



常闭型:
温控开关原始状态触点是闭合的, 当感温超过额定温度时触点断开。



常开型:
温控开关原始状态触点是断开的, 当感温超过额定温度时触点闭合。

Fast acting fuse 快速熔斷器

熔斷器底座及配件

熔斷器座

模塊式

REOMAX[®]提供的多種熔斷器座，能使用戶的設計、生產更加靈活。兩塊相同的底座組合在一起，形成模塊式熔斷器底座。這種拼合式器件可以安裝在面板上，間隔不限，因此，適于安裝各種長度的熔斷器。

螺杆式

RHV系列模塊式熔斷器座設計簡潔，熔斷器端子及纜纜（帶接頭）可以安裝在同一個螺杆上，操作簡便。有關這種熔斷器座的配置，參閱下表

| 產品代碼 | 熔斷器最大額定電流 | 螺杆高度 | 螺杆直徑及螺紋 |
|-------|-----------|--------|----------|
| RHV-1 | 200A | 1.00 # | 5/16 -18 |
| RHV-2 | 200A | 1.75 # | 5/16 -18 |
| RHV-3 | 200A | 0.75 # | 5/16 -18 |
| RHV-4 | 100A | 1.00 # | 1/4 -20 |
| RHV-5 | 100A | 1.75 # | 1/4 -20 |



接頭式

REOMAX[®]還提供一種使用鍍錫接頭（適于導線端接，并有散熱作用）及鍍鋼螺栓（安裝熔斷器）的模塊式熔斷器座。有關接頭式熔斷器座的配置，參閱下表。如需了解詳細資料，請與本公司聯系。

| 模塊底座類型 | 最大電壓 | 熔斷器最大額定電流 |
|---------|-------|-----------|
| BSHV101 | 600V | 100A |
| BSHV102 | 600V | 400A |
| BSHV103 | 600V | 400A |
| BSHV104 | 600V | 600A |
| RH-0xxx | 700V | 100A |
| RH-1xxx | 2500V | 400A |
| RH-2xxx | 5000V | 400A |
| RH-3xxx | 1250V | 700A |

間距固定式

REOMAX[®]提供了固定式整流器熔斷器座。纜纜及熔斷器的連接與螺柱式熔斷器座相同，用雙頭螺栓安裝即可。如需了解詳細資料，請與本公司聯系。

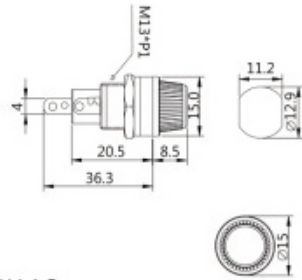


綫路板/面板安裝保險絲座 PCB/Panel mounting fuseholders



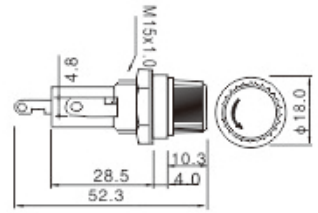
R3-12B

1. 10A 250V AC
2. ϕ 5.2x20mm
3. Screw type cap
4. Soldering terminal
5. Phenolic resin



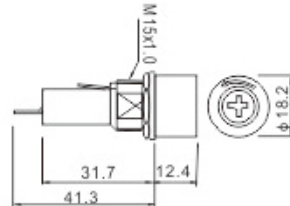
R3-13

Material:
Frame and cap: phenolic (UL flame: 94V-1)
Terminal: nickel plated brass.
Mounted by nut



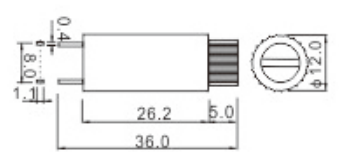
R3-22

Material:
Frame and cap: phenolic (UL flame: 94V-1)
Terminal: nickel plated brass.
Mounted by nut

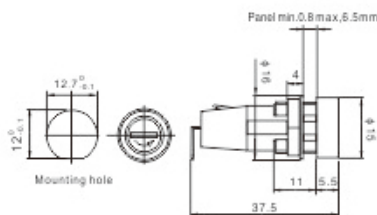


R3-24

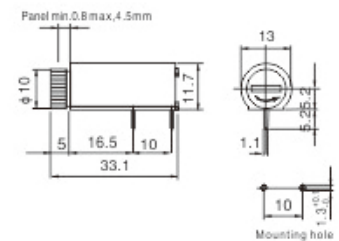
Material:
Frame and cap: phenolic (UL flame: 94V-1)
Terminal: nickel plated brass.
PC terminal mounted.



PTF-35

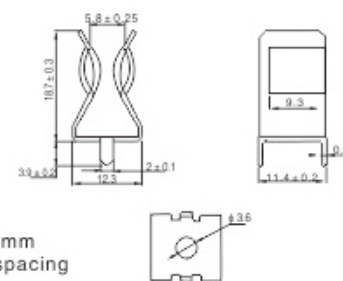


PTF-50



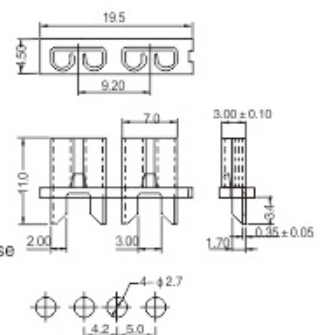
R3-8A

PCB Mount Fuse clips for 10x38mm
Mounting: PC Board 1.5mm pin spacing
Materials: Spring Brass
Rated Voltage: 250V-1000V
Max Current: 30A



SL506J

PCB Mount Fuse clips for ATO Blade fuse
Specification:
Electrical: Max. 30A 500Vac
Material: Brass or Phosphor Bronze
Finish: Tin-plated or Nickel-plated
Contact Resistance: Max. 50m Ω

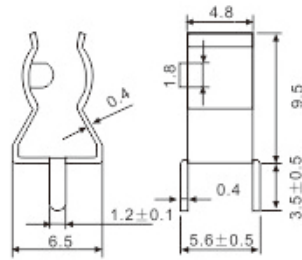


綫路板/面板安裝保險絲座 PCB/Panel mounting fuseholders



R3-5A

- 1. 10A 250V
- 2. $\Phi 5.2 \times 20\text{mm}$
- 3. Soldering terminal

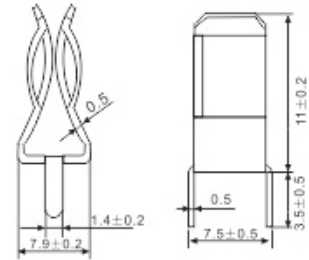


- 4. Brass, Ni-plated
- 5. RoHS, HF



R3-6A

- 1. 15A 250V
- 2. $\Phi 6.35 \times 32\text{mm}$
- 3. Soldering terminal

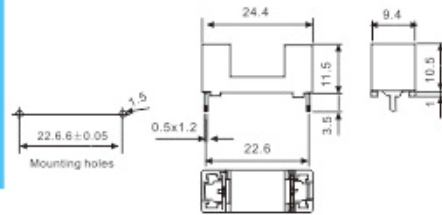


- 4. Brass, Ni-plated
- 5. RoHS, HF



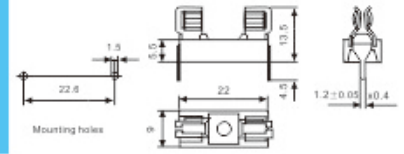
PTF-78

- 1. 6.3A 250V AC
- 2. $\Phi 5.2 \times 20\text{mm}$
- 3. PC Board mount terminal
- 4. PA66
- 5. ul cqc ce vde




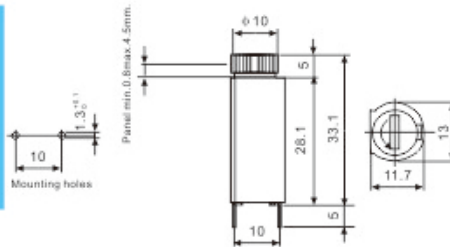
PTF-15

- 1. 10A 250V
- 2. $\Phi 5.2 \times 20\text{mm}$
- 3. PC Board mount terminal
- 4. P.B.T
- 5. ul cqc ce vde



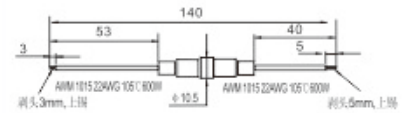
PTF-45

- 1. 10A 125V AC
- 2. 6.3A 250V AC
- 3. Bayonet type cap
- 4. PC Board mount terminal
- 5. P.B.T
- 6. ul cqc ce vde



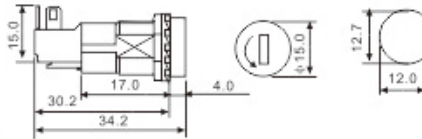
R5-20

- 1. 10A 125V AC
- 2. $\Phi 5.2 \times 20\text{mm}$
- 3. R5-01A/B, PA66 94-V0
- 4. PVC cable, UL1015, AWG22
- 5. ul cqc ce vde



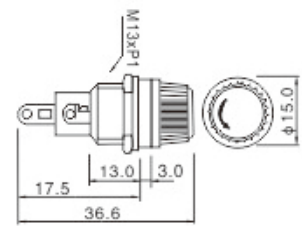
R3-11

- 1. 10A 250V AC
- 2. $\Phi 5.2 \times 20\text{mm}$
- 3. A: Bayonet type cap C: Screw type cap
- 4. Soldering terminal
- 5. Phenolic resin
- 6. ul cqc ce vde



R3-12

- Material:
- Frame and cap: phenolic (UL flame: 94V-1)
- Terminal: nickel plated brass.
- Mounted by nut



汽車保險絲及座子 Automobile fuses&holders



MINI 32V Blade Fuse
Amps (A): 2, 3, 4, 5, 7.5, 10, 15, 20, 25, 30



ATO 32V Blade Fuse
Amps (A): 1 - 5, 7.5, 10, 15, 20, 25, 30, 35, 40



MAXI 32V Blade Fuse
Amps (A): 2, 3, 4, 5, 7.5, 10, 15, 20, 25, 30



MEGA 32V Bolt-Down Fuse
Amps (A): 40 A - 500A



MIDI 32V Bolt-Down Fuse
Amps (A): 23 A - 200A




Inline Splash Proof Fuse Holder
for ATO Style Blade Fuse



Inline Splash Proof Fuse Holder
for MINI Style Blade Fuse



Inline Splash Proof Fuse Holder
for ATO Style Blade Fuse



Blade Fuse Holder -Add-A-Circuit
Amps (A): 1A-40A, for MINI/ATO fuse



SL-703C, Max 30A 32V
for ATO Blade Type Fuse



東莞市瑞邁電子科技有限公司

Dongguan Reomax Electronics Co., Ltd.

廣東省東莞市大嶺山鎮大塘村地塘嶺工業園
Ditangling Industrial Park, Dalingshan Town,
Dongguan, Guangdong, China

銷售熱綫: 0769-88030405

Overseas Sales: +86-769-89018181

TEL:0769-85634648 FAX:0769-85635648

Http://www.reomaxfuse.com

瑞卓電子(香港)有限公司

Reomax Electronics (HK) Limited

香港九龍旺角大道33號凱途大廈15樓
15th floor, bright way tower, NO.33 mong kok road, kowloon, HK.