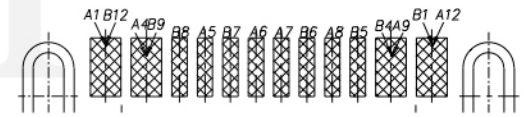
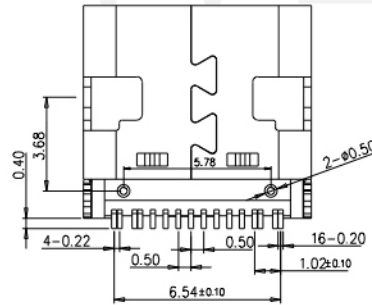
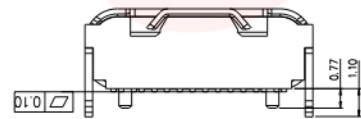


PIN	SIGNAL NAME	PIN	SIGNAL NAME
A1	GND	B12	GND
A4	VBUS	B9	VBUS
A5	CC1	B8	SBU2
A6	DP1	B7	DN2
A7	DN1	B6	DP2
A8	SBU1	B5	CC2
A9	VBUS	B4	VBUS
A12	GND	B1	GND

RECOMMENDED P.C.B. LAYOUT (T: 1.00mm)
TOLERANCE UNSPECIFIED ±0.05mm



SPECIFICATIONS:

- ELECTRICAL CHARACTERISTICS:
 - CONTACT RESISTANCE: 30mΩ MAX.
 - DIELECTRIC WITHSTANDING VOLTAGE: 100V AC FOR ONE MINUTE.
 - INSULATION RESISTANCE: 100MΩ MIN. MEASURED BY 500 VDC
- MECHANICAL CHARACTERISTICS:
 - INSERTION FORCE : 0.5-2.0Kg(REF.)
 - WITHDRAWAL FORCE : 0.8-2.0Kg(REF.)
- LIFE TEST: 10,000 CYCLES.
- TO CONFORM TO THE KRCONN HAZARDOUS SUBSTANCE FREE SPEC.

NO.	DESCRIPTION	MATERIAL	REMARKS	QTY
6	SHELL	STAINLESS STEEL	Ni Plated	1PCS
5	SHIELDING PLATE	STAINLESS STEEL	---	1PCS
4	MD	HIGH TEMPERATURE PLASTIC	BLACK	1PCS
3	CONTACT	COPPER ALLDY	Au/Ni Plated	1SET
2	CONTACT	COPPER ALLOY	Au/Ni Plated	1SET
1	HOUSING	HIGH TEMPERATURE PLASTIC	BLACK	1PCS



b-Switch 品贊科技®

Unless otherwise specified, Tolerance:

X. ±0.30
X.x ±0.20
X.xx ±0.15
X.xxx ±0.10
Angles ±3°

G-Switch Electronic (HongKong) CO.,Ltd.

DESIGN FengFengChen DATE 2021.02.01 Molde code: GT-USB-7004

CHECKED DATE

APPROVED DATE

<http://www.dg-switch.com> REV.: X1 SCALE: 4:1 UNIT: mm

TEL:0769-82388879 SIZE: A4 SHEET: 1/1