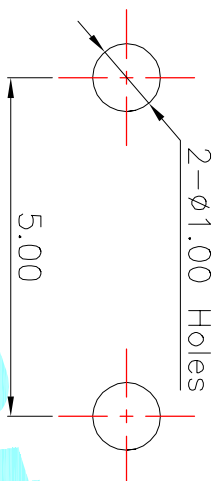
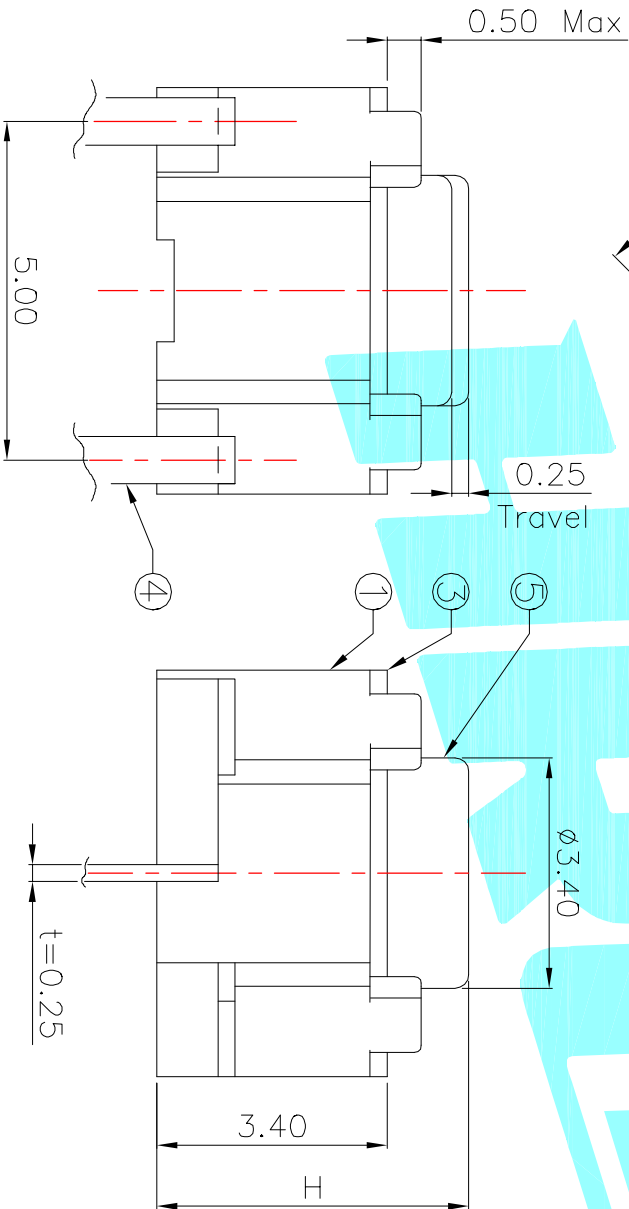
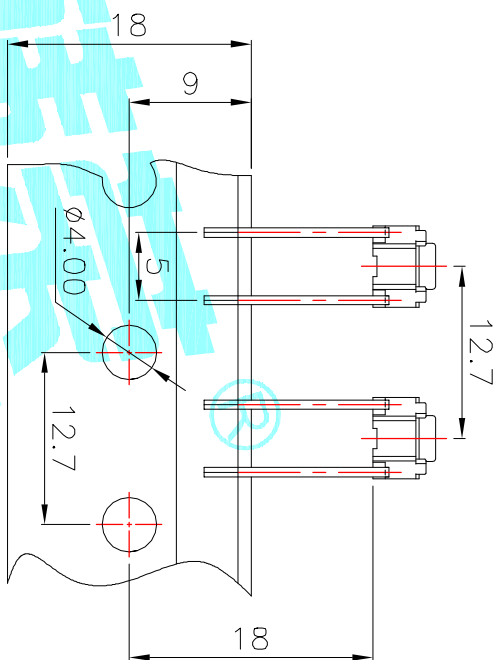


Circuit Diagram



PCB Layout(Pattern Side)



| NO.1    |     |
|---------|-----|
| PART NO | H   |
| A       | 4.3 |
| C       | 5.0 |

| NO.2    |        |
|---------|--------|
| PART NO | vigor  |
| 1       | 90±30  |
| 2       | 130±30 |
| 3       | 180±30 |
| 4       | 250±30 |
| 5       | 350±50 |

| NO.3    |              |
|---------|--------------|
| PART NO | MATERIAL/QTY |
| S       | SUS/1PC      |
| C       | C5210/1PC    |
| D       | SUS/2PCS     |
| F       | C5210/2PCS   |

| NO.4-NO.5 |               |
|-----------|---------------|
| PART NO   | NOTE          |
| 01~99     | SERIAL NUMBER |

| ITEM | PART NAME | TER'NO. | QTY. | MATERIAL   | FINISHING      | REMARK |
|------|-----------|---------|------|------------|----------------|--------|
| ⑤    | Knob      | ---     | 1    | Nylon      | White          | ---    |
| ④    | Cover     | ---     | 1    | Brass      | Natural        | ---    |
| ③    | Terminal  | ---     | 2    | Copper     | Plating silver | ---    |
| ②    | Contact   | ---     | 1    | F.Ag/C5210 | Plating silver | ---    |
| ①    | Base      | ---     | 1    | Nylon      | Black          | ---    |

| APPROVALS |           | DATE      | ELECTRONICS CO.,LTD |  |
|-----------|-----------|-----------|---------------------|--|
| DRAWN     | J.X.Zhong | 2013/8/26 |                     |  |
| CHECKED   | ---       | ---       |                     |  |

| ECN NO. | REV. | DATE. | DESCRIPTION. | CHANGE. | CHECK. | APPRO. |
|---------|------|-------|--------------|---------|--------|--------|
| ---     | A    | ---   | NEW          | ---     | ---    | ---    |

| APPROVALS      |  | TITLE: | PART NO.          | SCALE: | PROJ. |
|----------------|--|--------|-------------------|--------|-------|
| TOLERANCES ARE | 30~12.7 ±0.30<br>10~30 ±0.20<br>5~10 ±0.15<br>~5 ±0.10 | ANGLE  | K2-1818DP-□□□□-□□ | 1:1    | ---   |
| ---            | ---  | ---    | ---               | ---    | ---   |