

RM Series Subminiature Rotary Switches



Features/Benefits

- Subminiature design saves space
- Screwdriver slot or extended shaft
- Positive detent
- RoHS compliant

Typical Applications

- Audio & visual equipment
- Consumer electronics
- Telecom equipment

Specifications

CONTACT RATING: 0.5A 24 V DC; 0.2A 48 V DC
 OPERATING LIFE: 2,000 cycles
 INSULATION RESISTANCE: 100 M Ω min. 500 V DC
 DIELECTRIC STRENGTH: 500 V AC for 1 minute
 OPERATING FORCE: 270 \pm 100 gf cm
 OPERATING TEMPERATURE: -40°C to 85°C

Materials

COVER: PA66
 BASE: PA6T
 ACTUATOR: PA66
 CONTACTS & TERMINALS: Brass with gold plate over nickel plate
 SPRING: Brass

NOTE: Specifications and materials listed above are for switches with standard options.
 For information on specific and custom switches, consult Customer Service Center.

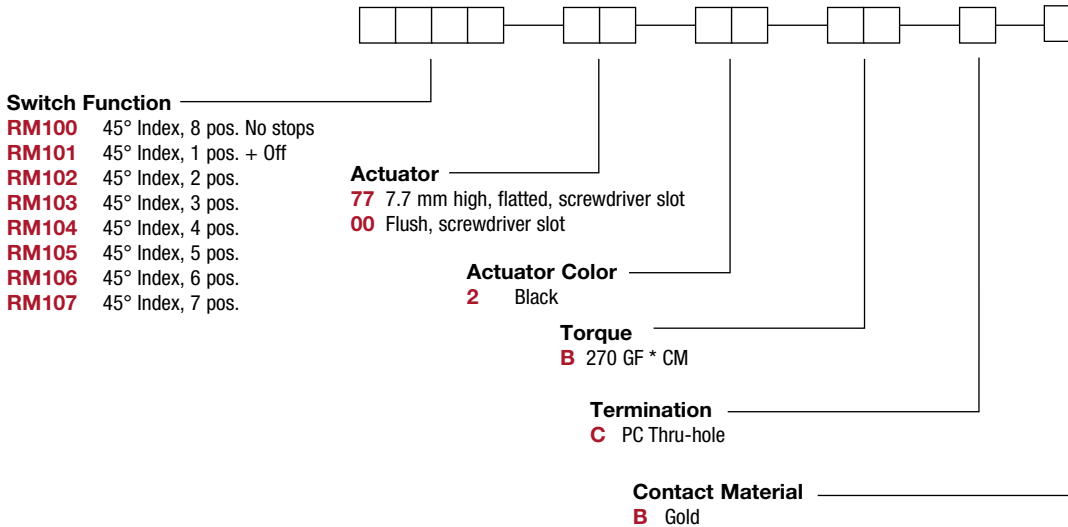
Build-A-Switch

To order, simply select desired option from each category and place in the appropriate box. Available options are shown and described on pages K-30 thru K-32. For additional options not shown in catalog, consult Customer Service Center.



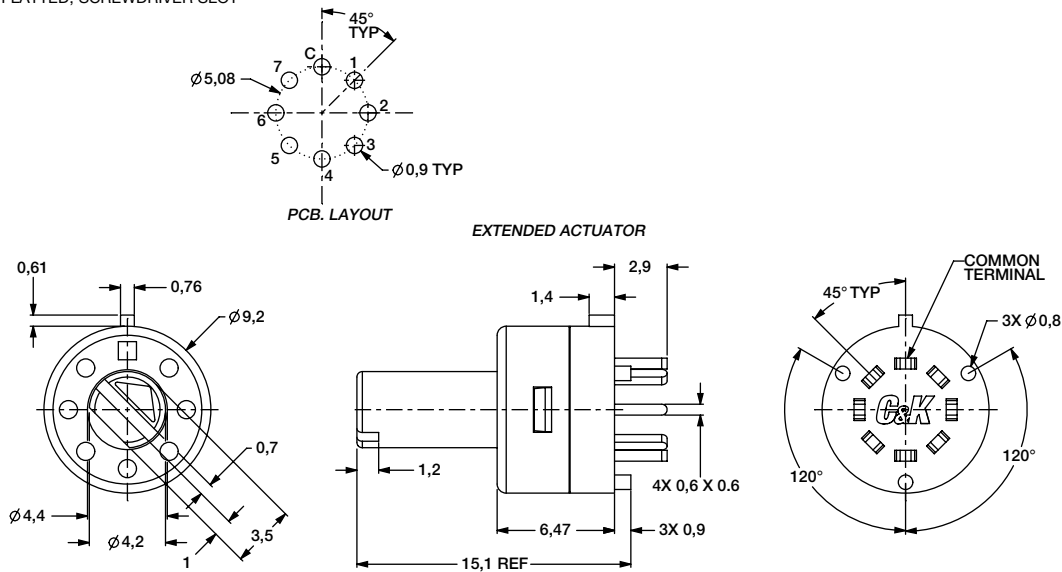
K

Rotary

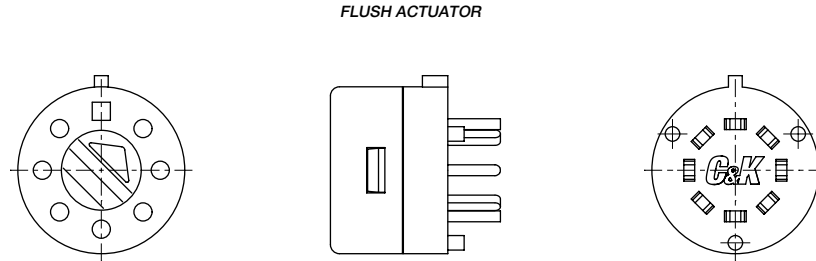


RM Series Subminiature Rotary Switches

77 7.7 MM HIGH, FLATTED, SCREWDRIVER SLOT



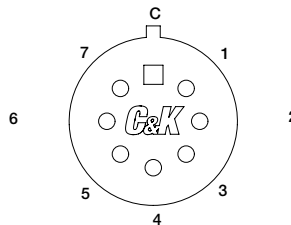
00 FLUSH, SCREWDRIVER SLOT



ELECTRICAL SCHEMATIC - RM SERIES SWITCHES

SWITCH FUNCTION	TRAVEL POSITION 0°	TRAVEL POSITION 45°	TRAVEL POSITION 90°	TRAVEL POSITION 135°	TRAVEL POSITION 180°	TRAVEL POSITION 225°	TRAVEL POSITION 270°	TRAVEL POSITION 315°
RM100	C-C(OFF)	C-1	C-2	C-3	C-4	C-5	C-6	C-7
RM101	C-C(OFF)	X	X	X	X	X	X	C-7
RM102	X	C-1	C-2	X	X	X	X	X
RM103	X	C-1	C-2	C-3	X	X	X	X
RM104	X	C-1	C-2	C-3	C-4	X	X	X
RM105	X	C-1	C-2	C-3	C-4	C-5	X	X
RM106	X	C-1	C-2	C-3	C-4	C-5	C-6	X
RM107	X	C-1	C-2	C-3	C-4	C-5	C-6	C-7

TERMINAL ID NUMBERS ARE SHOWN FOR REFERENCE ONLY AND ARE NOT MARKED ON BOTTOM OF THE SWITCH



EXTERIOR KEY TAB SHOWN IDENTIFIES "C" (COMMON TERMINAL)

