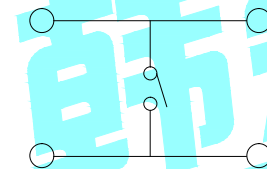
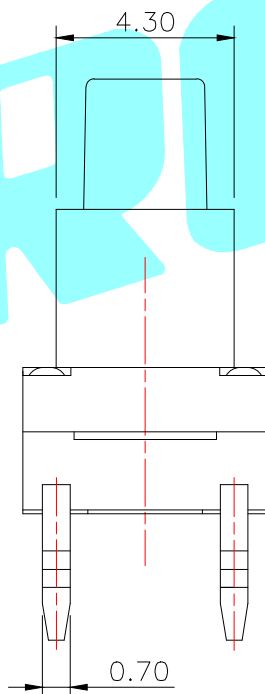
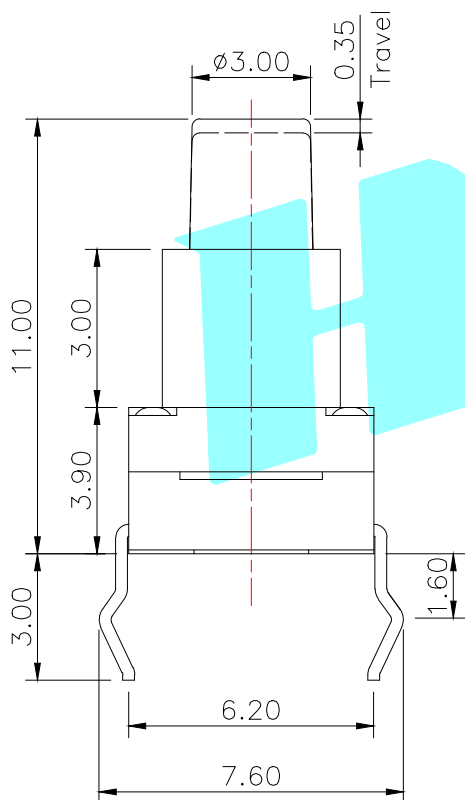


PCB Layout(Pattern side)

NO.1			
PART NO	H	PART NO	H
K	9	T	13.5
L	9.5	U	14
M	10	V	15
N	10.5	W	16
O	11	X	17
P	11.5	Y	18
Q	12	Z	19
R	12.5	1	15.5
S	13	2	16.5



Circuit Diagram

NO.2	
PART NO	vigor
4	250±30
5	350±50

NO.3	
PART NO	MATERIAL/QTY
S	SUS/1PC

NO.4-NO.5	
PART NO	NOTE
01~99	SERIAL NUMBER

- Typical Specifications
1. Rating : DC 12V 50mA
  2. Contact Resistance:  $\leq 100m\Omega$
  3. Travel:  $0.2 \pm 0.05mm$
  4. Life : 50,000 Cycles
  5. IP Rating: IP67

⑥	Waterproof Silicone	—	1	Silica gel	—	—
⑤	Terminal	—	4	Brass(0.3t)	Plating silver	—
④	Contact	—	1	F.Ag/C5210	—	—
③	Base	—	1	Nylon	Black	—
②	Cover	—	1	Nylon	—	—
①	Keystoke	—	1	Nylon	Black	—
ITEM	PART NAME	TER'NO.	QTY.	MATERIAL	FINISHING	REMARK

APPROVALS			DATE	 ELECTRONICS CO.,LTD		
DRAWN	J.X.Zhang		2018/08/01	TITLE:	TACT SWITCHS	
CHECKED				PART NO.	K2-1839DQ-□□□W-□□	
APPROVALS				TOLERANCES ARE	ANGLE	UNIT: mm
				30~以上 ±0.30	±2'	SCALE: 1:1
				10~30 ±0.20		PROJ:
				5~10 ±0.15		DRAWING NO.
				~ 5 ±0.10		SHEET 1 OF 1

ECN NO.	REV.	DATE.	DESCRIPTION.	CHANGE.	CHECK.	APPRO.
	A		NEW			