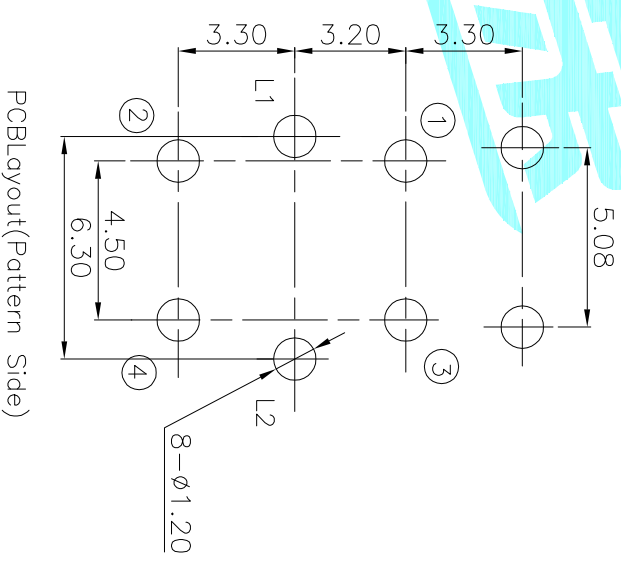
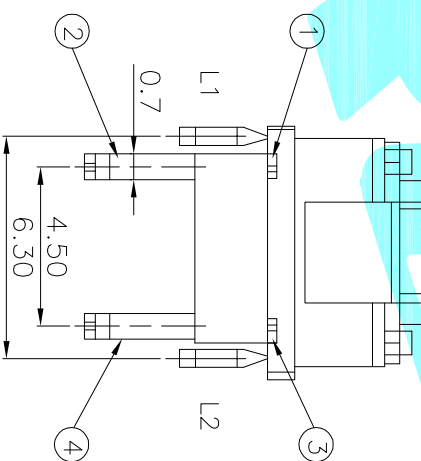
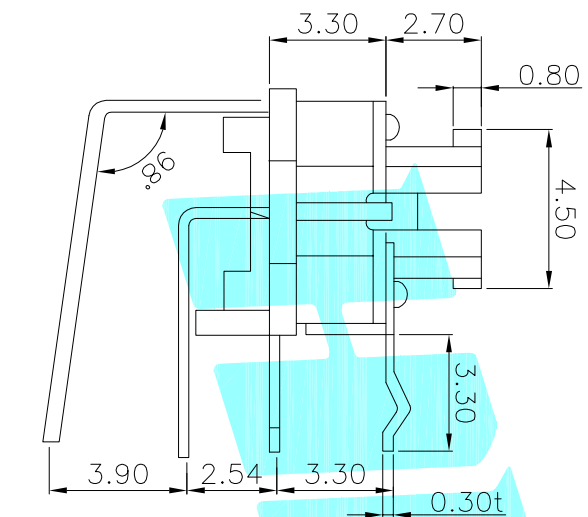


Circuit Diagram



PCBLayout(Pattern Side)

LED colour(LED颜色)	Part No. (料号)
Whiter(白色)	K6-6151F01
Red(红色)	K6-6151F02
Blue(蓝色)	K6-6151F03
Green(绿色)	K6-6151F04
Yellow(黄色)	K6-6151F05
Orange(橙色)	K6-6151F06

ITEM	PART NAME	TER.NO.	QTY.	MATERIAL	FINISHING	REMARK
②	Terminal	—	3	Phosphor bronze	Au Plating	—
①	Housing	—	1	Nylon	Black	—

APPROVALS	DATE	TITLE:
DRAWN J.X.Zhong	2013/11/11	LED Tact Switch

ECN NO.	REV.	DATE.	DESCRIPTION.	CHANGE.	CHECK.	APPRO.
—	A	—	NEW	—	—	—

APPROVALS	DATE	TITLE:
CHECKED	—	LED Tact Switch
APPROVALS	—	K6-6151F

TOLERANCES ARE	ANGLE	UNIT:	SCALE:	PROJ:	SHEET
30~φ以上 10~30 5~10 ~5	±0.30 ±0.20 ±0.15 ±0.10	mm	1:1	—	1 OF 1

HROELECTRONICS
ELECTRONICS CO.,LTD