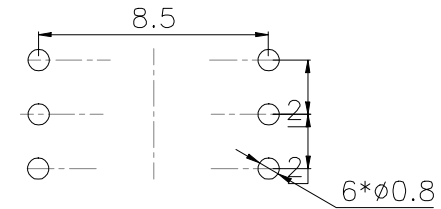
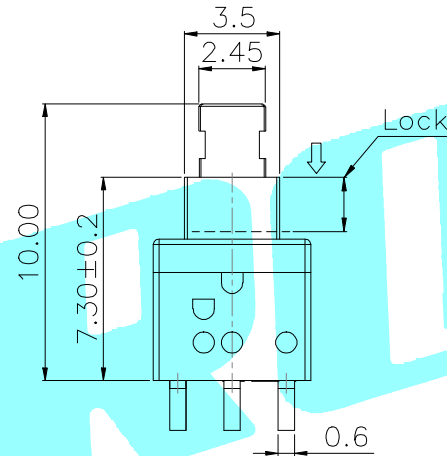
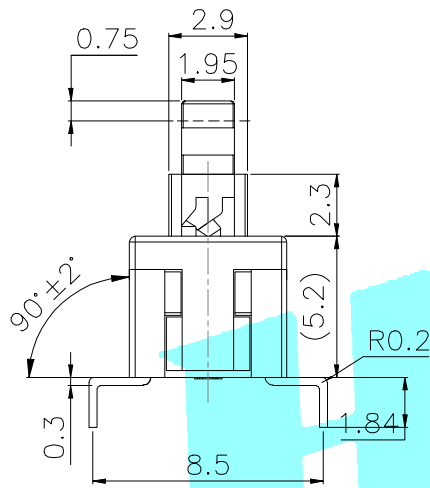


Circuit Diagram



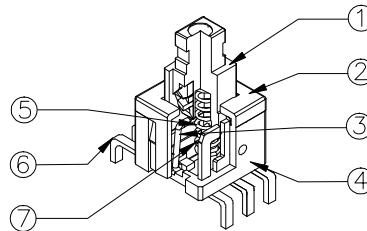
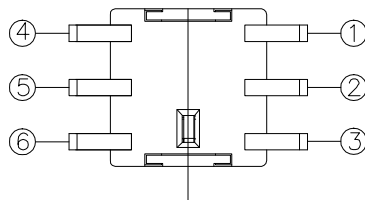
PCB Layout(Pattern Side)



NO.	Operating Type	Part No.
1	Push To Lock	K8-5855D-L1
2	Push No Lock	K8-5855D-N1
3	Push No Sound No Lock	K8-5855D-NN

NOTE:

- 1.Rated Load: DC 30V 0.1A
- 2.Contact resistance: 30mΩ MAX
- 3.Insulation Resistance: 100MΩ MIN
- 4.Operating Force: 220gf±50gf
- 5.Travel : 2.0±0.2mm
- 6.Life: 10,000 Cycles



ITEM	PART NAME	TER'NO.	QTY.	MATERIAL	FINISHING	REMARK
⑦	Contact	2	Phosphor bronze	Plating silver		
⑥	Terminal	6	Brass strip	Plating silver		
⑤	Spring	1	SUS	Natural		
④	Base	1	Nylon	Gray		
③	Crochet Needle	1	SUS	Natural		
②	Cover	1	POM	Black		
①	KNOB	1	POM	White		

APPROVALS		DATE	HRO 華隆 ELECTRONICS CO.,LTD					
DRAWN	D.J.LV	2017/12/26	TITLE:	PUSHBUTTON SWITCHS				
CHECKED			PART NO.	K8-5855D-□□				
APPROVALS			TOLERANCES ARE	30~50L ±0.30	10~30 ±0.20	ANGLE		
				5~10 ±0.15	~ 5 ±0.10	UNIT: mm		
				±2'	SCALE: 1:1	PROJ:		
ECN NO.	REV.	DATE.	DESCRIPTION.	CHANGE.	CHECK.	APPRO.	DRAWING NO.	SHEET 1 OF 1

ECN NO.	REV.	DATE.	DESCRIPTION.	CHANGE.	CHECK.	APPRO.
	A		NEW			