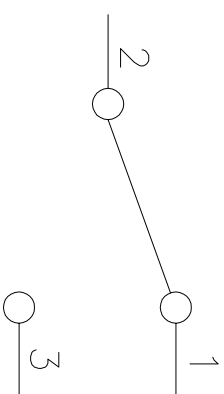
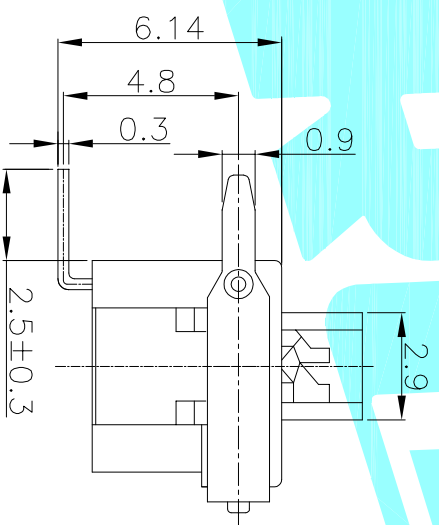
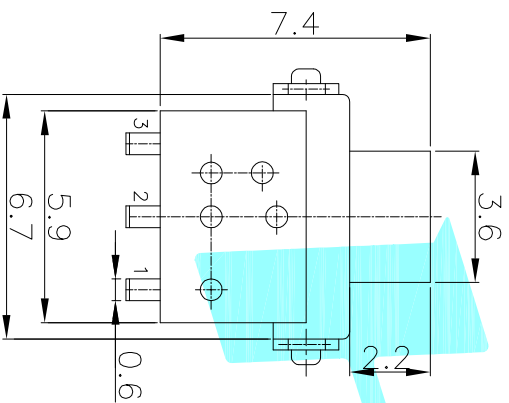
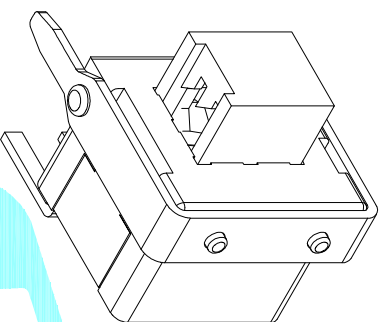
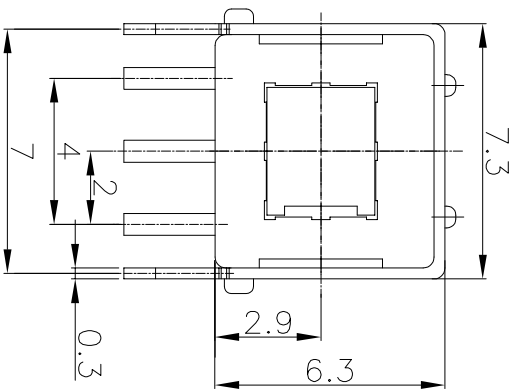
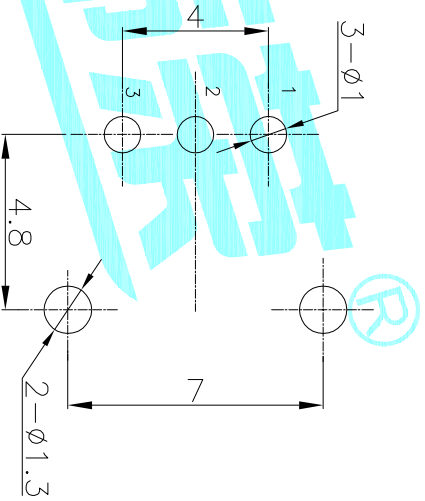


NOTE:
 1. Operating Force: 230gf±50gf
 2. Travel : 2.0±0.2mm



Circuit Diagram



PCB Layout(Pattern Side)

NO.	Operating Type	Part No.
1	Push To Lock	K8-5854T-L1
2	Push No Lock	K8-5854T-N1

ITEM	PART NAME	TER'NO.	QTY.	MATERIAL	FINISHING	REMARK
⑤	Cover Bushing	—	1	SUS	Sn Plated	—
④	SPRING	—	1	SUS	Natural	—
③	CASE	—	1	PPA/BRASS STRIP	Black	—
②	Cover	—	1	PA9T	Black	—
①	KNOB	—	1	PPA/PBS cs210R-EH	White	—

APPROVALS	DATE	TITLE:
DRAWN J.X.Zhong	2018/08/01	ELECTRONICS CO.,LTD
CHECKED		PUSHBUTTON SWITCHS

ECN NO.	REV.	DATE.	DESCRIPTION.	CHANGE.	CHECK.	APPRO.
	A		NEW			

APPROVALS	PART NO.	SCALE:	PROJ:
TOLERANCES ARE		1:1	
30~φ1.1 ±0.30			
10~30 ±0.20			
5~10 ±0.15			
~5 ±0.10			
ANGLE ±2'			
UNIT: mm			
DRAWING NO.			
			SHEET 1 OF 1