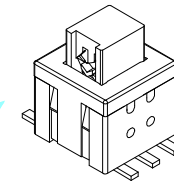
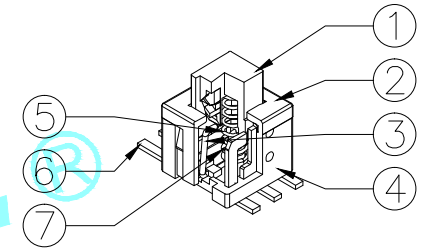
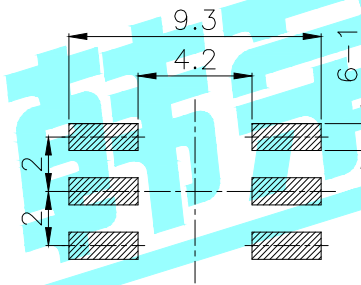
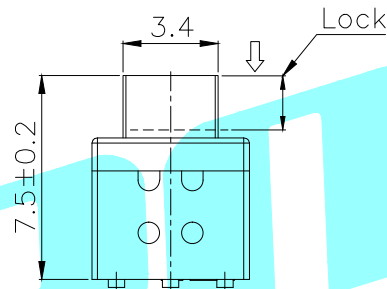
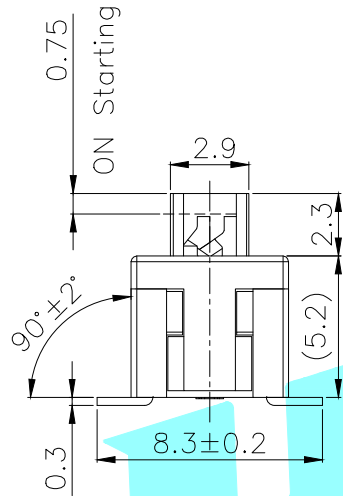
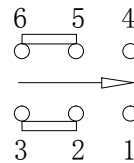
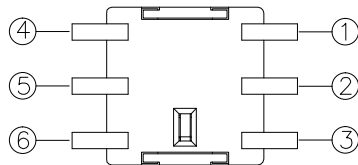


NOTE:
1. Operating Force: 180gf±50gf



PCB Layout(Pattern Side)



Circuit Diagram

NO.	Operating Type	Part No.
1	Push To Lock	K8-5852S-L1
2	Push No Lock	K8-5852S-N1
3	Push No Sound No Lock	K8-5852S-NN

NO.	Part Name	QTY.	Material	Finishing	REMARK
⑦	Contact	2	Phosphor bronze	Plating silver	——
⑥	Terminal	6	Brass strip	Plating silver	——
⑤	Spring	1	SUS	Natural	——
④	Base	1	Nylon	Gray	——
③	Crochet Needle	1	SUS	Natural	——
②	Cover	1	POM	Black	——
①	KNOB	1	POM	White	——

ITEM	PART NAME	TER'NO.	QTY.	MATERIAL	FINISHING	REMARK
------	-----------	---------	------	----------	-----------	--------

APPROVALS		DATE		 ELECTRONICS CO.,LTD		
DRAWN	J.X.Zhang	2013/12/6				
CHECKED						
APPROVALS				TITLE: PUSHBUTTON SWITCHES		
				PART NO.		

ECN NO.	REV.	DATE.	DESCRIPTION.	CHANGE.	CHECK.	APPRO.
——	A	——	NEW	——	——	——

TOLERANCES ARE	30~以上	±0.30	ANGLE	UNIT: mm	SCALE: 1:1	PROJ:
	10~30	±0.20				
	5~10	±0.15	±2'	DRAWING NO.		SHEET 1 OF 1
	~ 5	±0.10				