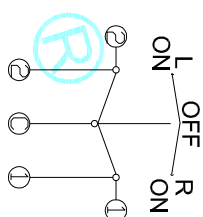
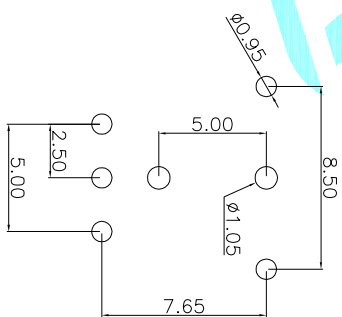


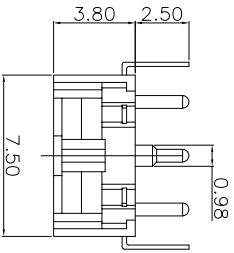
从开关顶端2毫米的位置 往L 以及R 方向移动时 DN 开始位置在 0.5 ± 0.35



CIRCUIT DIAGRAM



PCB LAND DIMENSION



- 技术要求:
1. 零件表面应光洁, 注塑件无明显飞边及注塑缺陷, 插脚无毛刺及变形;
 2. 在PP' 切线方向测量动作力为 $\leq 0.50N$;
 3. 手柄左右转过 $\leq 7^\circ$. 必须不通电;
 4. 未注尺寸公差均按GB1804-m 级精度要求

ITEM	PART NAME	TER'NO.	QTY.	MATERIAL	FINISHING	REMARK
⑤	Contact Spring	—	1	SUS	Natural	—
④	Terminal	—	4	Phosphor Bronze	Ag Plated	—
③	Base	—	1	PA66	Black	—
②	Cover	—	1	SUS	Black	—
①	Knob	—	1	POM	Black	—

APPROVALS		DATE	TITLE:	
DRAWN	J.X.Zhong	2018/8/1	DETECTOR SWITCHS	
CHECKED			ELECTRONICS CO.,LTD	
APPROVALS			HPPD	

ECN NO.	REV.	DATE.	DESCRIPTION.	CHANGE.	CHECK.	APPRO.	TOLERANCES ARE	ANGLE	UNIT:	SCALE:	PROJ:	SHEET
	A		NEW				30~以上 10~30 5~10 ~5	± 0.30 ± 0.20 ± 0.15 ± 0.10	mm	1:1		1 OF 1