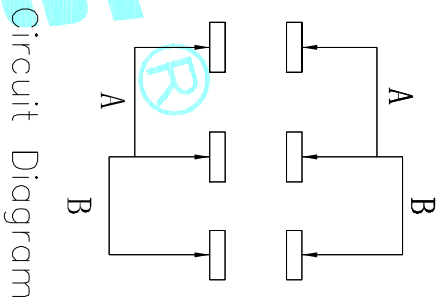
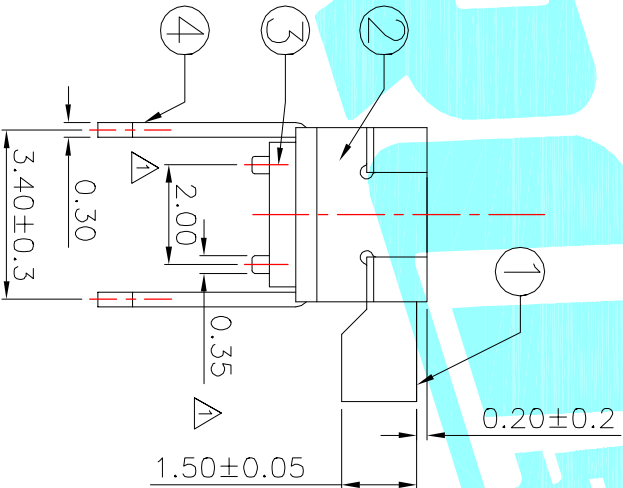
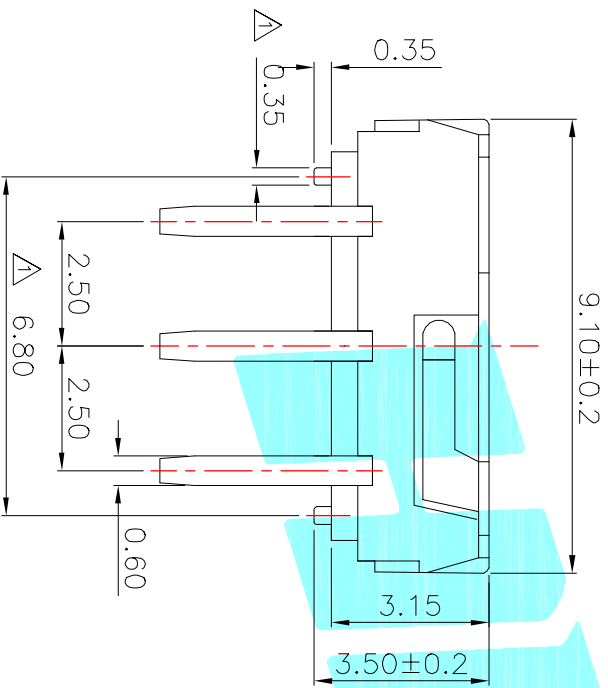


PCB Layout(Pattern side)



Circuit Diagram



PART NO.	L	Operating force
K3-2245D-F□	2	200±100gf
K3-2245D-K□	3	
K3-2245D-L□	4	

1:Black&2:White

ITEM	PART NAME	TER'NO.	QTY.	MATERIAL	FINISHING	REMARK
⑤	Contact Spring	—	2	Beryllium copper	Ag Plated	—
④	Terminal	—	6	Brass Strip	Ag Plated	—
③	Base	—	1	NYLON	Black	—
②	Cover	—	1	SUS	Natural	—
①	KNOB	—	1	NYLON	Black/White	—

APPROVALS		DATE	TITLE:	
DRAWN	J.X.Zhong	2013/9/25	ELECTRONICS CO.,LTD	
CHECKED			TOGGLE SWITCHES	

ECN NO.	REV.	DATE.	DESCRIPTION.	CHANGE.	CHECK.	APPRO.	TOLERANCES ARE	ANGLE	UNIT:	SCALE:	PROJ:	SHEET
	B		NEW				30~0.1±	±0.30	mm	1:1	PROJ: [Symbol]	1 OF 1
	A		NEW				10~0.30	±0.20	mm	1:1	PROJ: [Symbol]	
							5~10	±0.15	mm	1:1	PROJ: [Symbol]	
							~5	±0.10	mm	1:1	PROJ: [Symbol]	