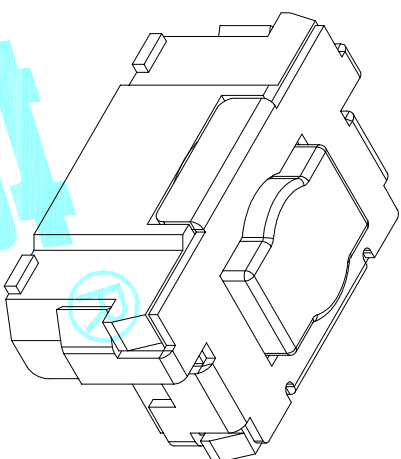
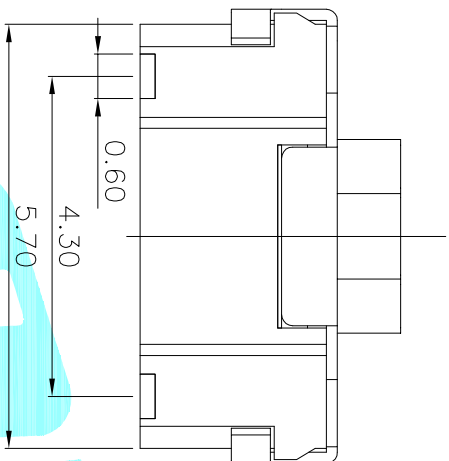
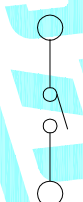


PCB Layout(Pattern side)



Circuit Diagram

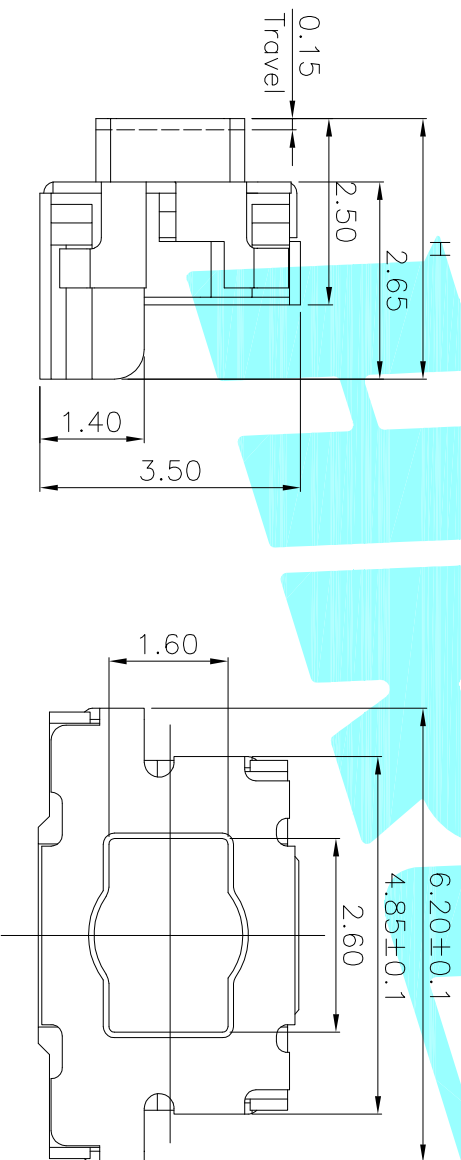


NO.1	
PART NO	H
F	3.0
J	3.5

NO.2	
PART NO	VICOR
3	180±30
4	250±30

NO.3-NO.4	
PART NO	NOTE
01~99	SERIAL NUMBER

- Typical Specifications :
1. Rating : DC 12V 50mA
 2. Life:100,000 Cycles Min.



ITEM	PART NAME	TER'NO.	QTY.	MATERIAL	FINISHING	REMARK
⑥	Dust cover	—	1	KAPTON FILM	—	—
⑤	Terminal	—	2	Phosphor Bronze Plating silver	—	—
④	Contact	—	1	F.Ag/SUS	—	—
③	Base	—	1	LCP	Black	—
②	Cover	—	1	SUS	—	—
①	Keystroke	—	1	LCP	White/Black	—

APPROVALS		DATE	TITLE:	
DRAWN	JKUN.LU	2013/6/24	TACT SWITCHS	
CHECKED			ELECTRONICS CO.,LTD	

APPROVALS		TITLE:	
APPROVALS		PART NO.	K2-1826FM-00SW-00
TOLERANCES ARE	30~0.1 ±0.30	ANGLE	±2°
	10~30 ±0.20	UNIT: mm	SCALE: 1:1
	5~10 ±0.15	DRAWING NO.	PROJ.:
	~5 ±0.10		SHEET 1 OF 1
ECN NO.	REV.	DATE.	DESCRIPTION.
	A		NEW