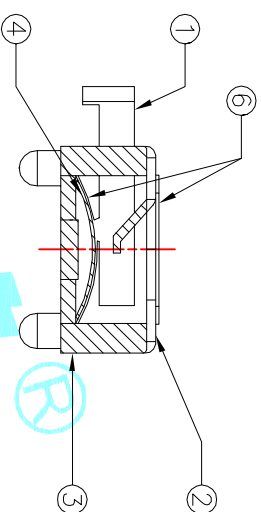
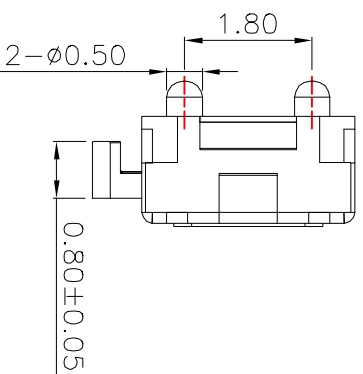
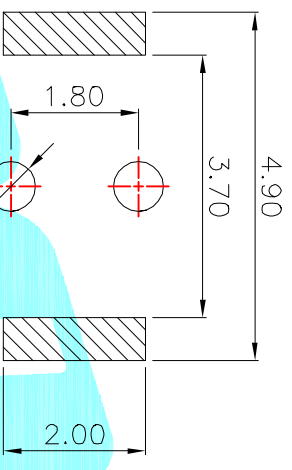
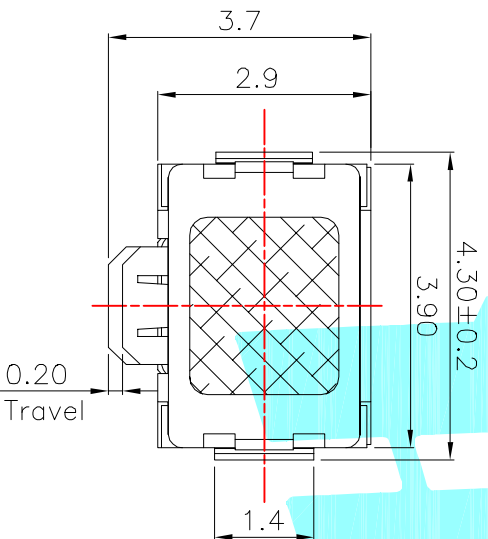
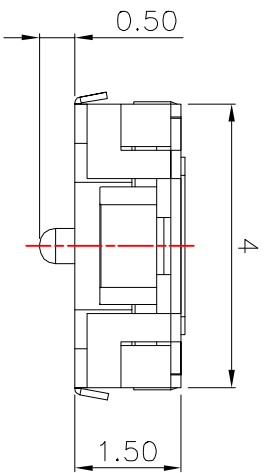




Circuit Diagram



NO.1	
PART NO	NOTE
1	90±30
2	130±30
3	180±30
4	250±30
5	350±50

NO.3-NO.4	
PART NO	NOTE
01~99	SERIAL NUMBER

NO.2	
PART NO	MATERIAL/ QTY
S	SUS/1PC
D	SUS/2PCS

PART NO.	REMARK
K2-1820UA	
K2-1820UN	

ITEM	PART NAME	TER'NO.	QTY.	MATERIAL	FINISHING	REMARK
⑥	Dust cover	—	2	Kapton film	Yellow	—
⑤	Terminal	—	4	Brass	Plating silver	—
④	Contact	—	1	SUS	Plating silver	—
③	Base	—	1	LCP	White	—
②	Cover	—	1	Brass	Plating silver	—
①	Knob	—	1	PA46	Black	—

APPROVALS		DATE	ELECTRONICS CO.,LTD	
DRAWN	J.X.Zhang	2014/3/18		
CHECKED				
APPROVALS				

APPROVALS		PART NO.	TITLE:
TOLERANCES ARE	30~0.1± 10~0.30 5~0.10 ~5	±0.30 ±0.20 ±0.15 ±0.10	K2-1820U□-ADDW-□□
ANGLE	±2°	UNIT: mm	TACT SWITCHS
DRAWING NO.		SCALE: 1:1	
		PROJ-	
		SHEET 1 OF 1	

ECN NO.	REV.	DATE.	DESCRIPTION.	CHANGE.	CHECK.	APPRO.
	A		NEW			