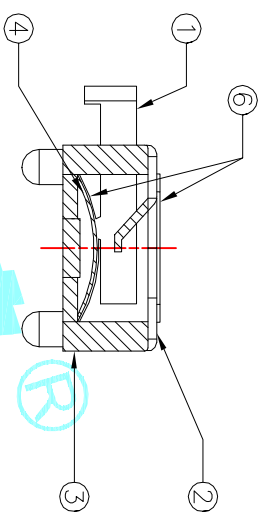
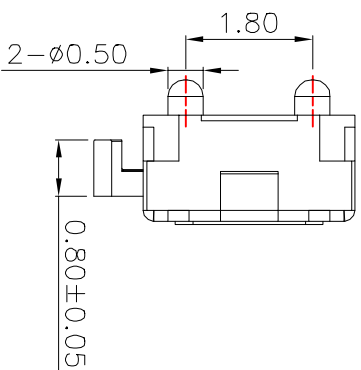
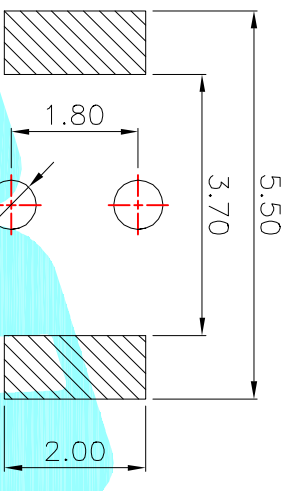
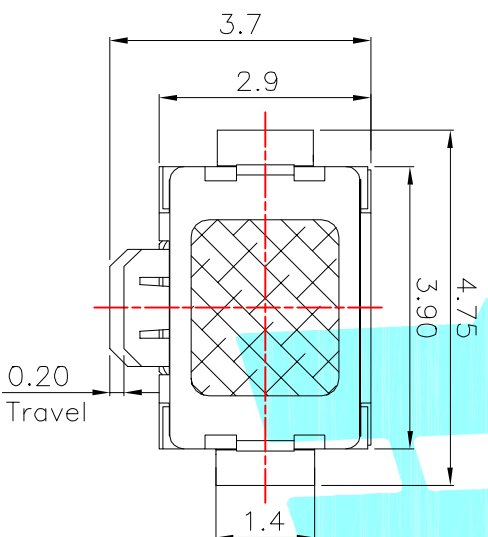
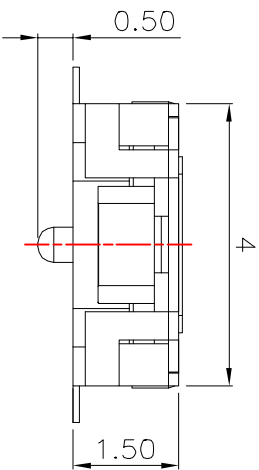




Circuit Diagram



NO.1	
PART NO	MATERIAL/QTY
1	vigor 90±30
2	130±30
3	180±30
4	250±30
5	350±50

NO.2	
PART NO	MATERIAL/QTY
S	SUS/1PC
D	SUS/2PCS

NO.3-NO.4	
PART NO	NOTE
01~99	SERIAL NUMBER

PART NO.	REMARK
K2-1820SA	
K2-1820SN	

ITEM	PART NAME	TER'NO.	QTY.	MATERIAL	FINISHING	REMARK
⑥	Dust cover	---	2	Kapton film	Yellow	---
⑤	Terminal	---	4	Phosphor Bronze	Plating silver	---
④	Contact	---	1	SUS	Plating silver	---
③	Base	---	1	LCP	White	---
②	Cover	---	1	Brass	Plating silver	---
①	Knob	---	1	PA46	Black	---

APPROVALS		DATE
DRAWN	J.X.Zhong	2014/3/18

CHECKED		TITLE:	
APPROVALS		TACT SWITCHS	
TOLERANCES ARE		PART NO.	K2-1820SA-ADDW-00
30~12.5	±0.30	SCALE:	1:1
10~30	±0.20	DRAWING NO.	---
5~10	±0.15	PROJ:	
~5	±0.10	SHEET	1 OF 1

ECN NO.	REV.	DATE.	DESCRIPTION.	CHANGE.	CHECK.	APPRO.
---	A	---	NEW	---	---	---



ELECTRONICS CO.,LTD