

产品规格书

DATA SHEET

客户名称 : _____

产品名称 : 单相整流桥 _____

产品型号 : KBJ6**整流桥 _____

产品描述 : 玻璃钝化芯片整流桥
6A (600-1200V) _____

物料编码 : _____

制作人	审核	核准

客户确认 Customer Signature

乐山希尔电子股份有限公司

中国，四川省，乐山市高新技术开发区南新路 9 号 (614000)

网址 : www.share-leshan.com.cn

电话 : 0833-2595818/2595870/2599163

传真 : 0833-2595622

6A 单相整流桥

特征 Features

玻璃钝化芯片

Glass passivated chip

低反向漏电流

Low Reverse Leakage Current

高耐浪涌电流能力达150安培

High surge current capability to 150Amperes

塑封料已经UL可燃性认证94V-0，UL档案编号：E249161

Plastic material has Underwriters Laboratory flammability recognition 94V-0 , Recognized File # E249161

符合ROHS要求

ROHS compliance

高温焊接保证：260°C±5°C/10秒，拉力2.3 Kgf.cm

High temperature soldering guaranteed: 260°C±5°C/10 seconds (2.3 Kgf.cm)tension



机械参数 Mechanical Data

本体：塑封

Case : Molded plastic case

极性：极性符号铸在管体上

Polarity : Polarity symbols being marked on body

重量：约 4.0 克

Weight : About 4.0grams

最大额定值 Maximum Ratings Parameter @ Ta = 25°C unless otherwise noted								
名词解释 Noun interpretation	参数条件 Conditions		符号 Symbol	06	08	10	12	单位 Unit
				J	K	M	P	
反向重复峰值电压 Maximum Recurrent Peak Reverse Voltage			V _{RRM}	600	800	1000	1200	V
反向不重复峰值电压 Reverse non-repetitive peak voltage			V _{RSM}	700	900	1100	1300	V
最大直流电压 Maximum DC Blocking Voltage			V _{DC}	600	800	1000	1200	V
平均整流输出电流 Average Rectified Output Current	50Hz 正弦波负载, 50Hz sine wave load	带散热片,TC=100°C with heatsink, TC=100°C	I _(AV)	6				A
		散热片 Ta=25°C without heatsink, Ta =25°C		2.8				
最大正向浪涌电流 Peak Surge Forward Current	50HZ 正弦波,一个周期, Tj=25°C 50HZ sine wave,1 cycle , Tj=25°C		I _{FSM}	150				A
热容值 Rating for fusing	1ms<t<8.3ms,Tj=25°C, 单个二极管 1ms<t<8.3ms,Tj=25°C , Rating of per diode		I ² t	93				A ² s
结温 Junction temperature			T _J	-55 ~ +150				°C
存储温度 Storage Temperature			T _{STG}	-55 ~ +150				°C
绝缘耐压 Dielectric Strength	端子与外壳之间外加交流电 1 分钟 Terminals to case AC 1 minute		V _{ids}	2.5				KV
安装扭矩 Mounting torque	推荐扭矩 : 5kg·cm recommend torque : 5kg·cm		Tor	8				Kg·cm
电性特性 Electrical Characteristics (Ta=25°C Unless otherwise specified)								
正向峰值电压 Peak Forward Voltage	IF=3A, 脉冲测试, 单个二极管的额定值 IF=3A,Pulse measurement, Rate of per diode		Tj=25°C	V _F	1.0			V
反向峰值电流 Peak Reverse Current	VR=VRRM, 脉冲测试, 单个二极管的额定值 VR=VRRM, Pulse measure ment Rating of per diode		Tj=25°C	I _R	5			μA
			Tj=125°C		500			
热阻 Thermal resistance	结到环境的热阻,无散热片 Junction to ambient , without heatsink		R _{θJA}	25			°C/W	
	结到管壳的热阻,有散热片 Junction to case , with heatsink		R _{θJC}	2.3 ⁽¹⁾				
备注 : 1、安装在 100mm×100mm×1.6mm 铝板散热器上的装置 Device mounted on 100mm x 100mm x 1.6mm Al Plate Heatsink								

KBJ6A 特性曲线

FIG.1 . Derating Curve For Output Rectified Current

图 1. 电流降额曲线

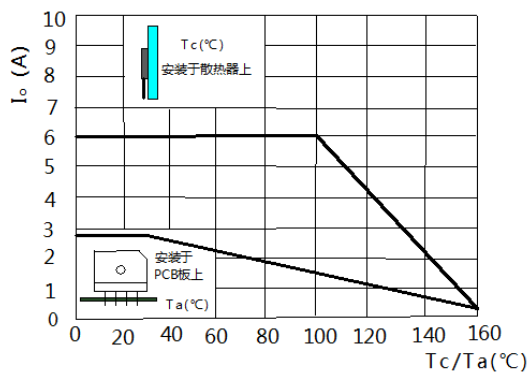


FIG.2 . Maximum Non-Repetitive Peak Orward Surge Current Per Bridge Element

图 2. 最大正向不重复峰值浪涌电

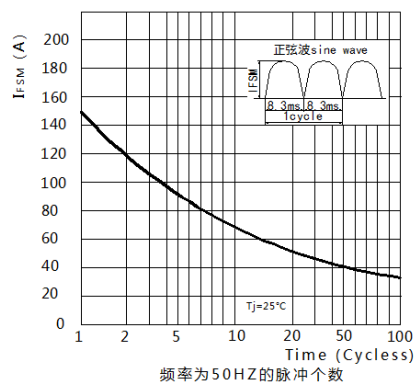


FIG3. Typical Reverse Characteristics Per Bridge Element

图 3. 典型反向特性

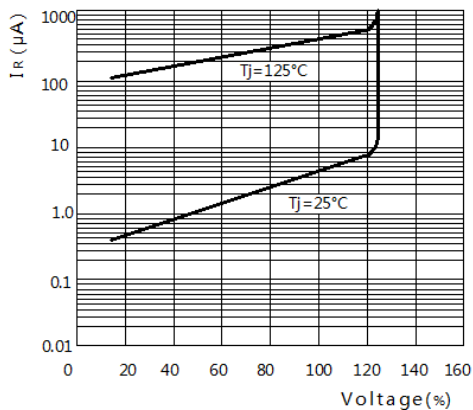
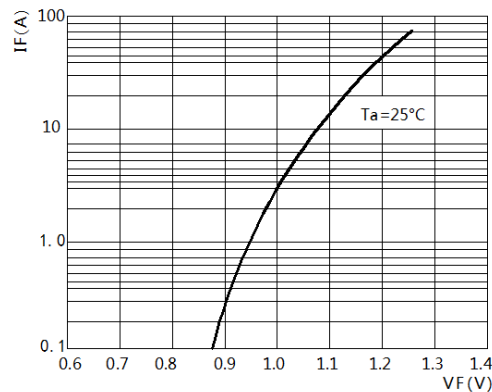
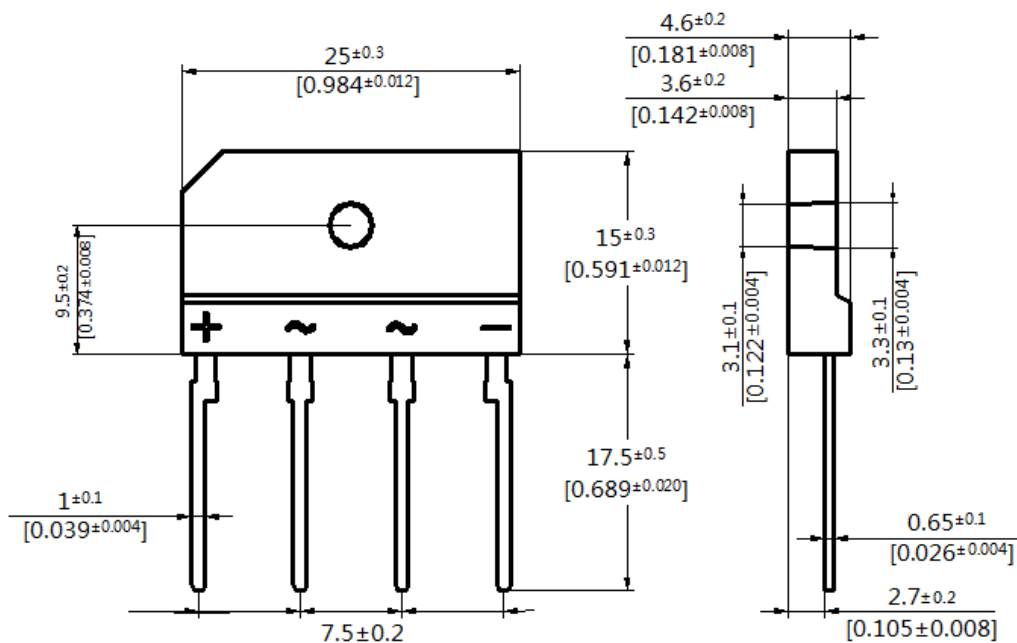


FIG4. Typical Forward Characteristics Per Bridge Element

图 4. 典型正向特性



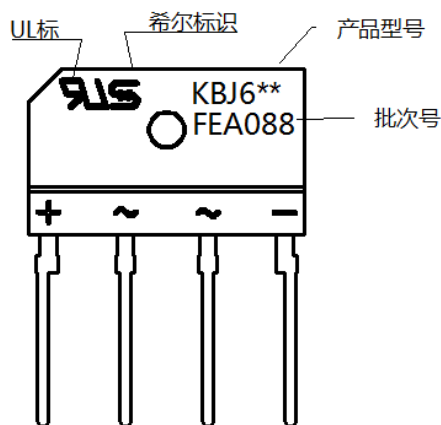
尺寸图 Dimensioned drawing



Dimensions in millimeters and inches

外形图

Outside view



KBJ 6 **
 **为反向峰值电压,核算公式=数值*100
 6表示电流6A
 KBJ表示封装代码