


Type 3615 Series

Type 3615 Series



This is a high current, wound inductor, based on phenolic, iron or ferrite cores (depending on the value required). The terminations are of solder coated copper. Values from 0.1µH to 2.7µH have a phenolic core, 3.3µH to 100µH an iron core and 120 µH to 1000 µH a ferrite core.

We can also offer custom design solutions in the 3615 package. Please enquire.

Key Features

- High Current Winding
- Versatile Size - 11.4mm x 5mm
- Temperature Range -55°C to +100°C
- Supplied in Standard Carrier Tape
- Suitable for Dip and Wave Solder
- Insulation 1000 M Ohms Minimum
- Available from Stock

Characteristics - Electrical Style

Core	Body Marking	Inductance (µH) ±10%	Q Min	Test Freq. (MHz)	Self Resonant Freq. (MHz)	DC Resistance @ 20°C (Max Ohms)	Direct Current @ 70°C (Max mA)	
Phenolic	uH10-K	0.10	50	25	550	0.027	3500	
	uH12-K	0.12	50	25	550	0.028	2870	
	uH15-K	0.15	50	25	510	0.030	2770	
	uH18-K	0.18	50	25	460	0.033	2640	
	uH22-K	0.22	50	25	415	0.035	2570	
	uH27-K	0.27	50	25	380	0.043	2310	
	uH33-K	0.33	50	25	350	0.050	2150	
	uH39-K	0.39	50	25	320	0.065	1880	
	uH47-K	0.47	50	25	300	0.080	1700	
	uH56-K	0.56	50	25	270	0.10	1520	
	uH68-K	0.68	50	25	250	0.12	1385	
	uH82-K	0.82	50	25	220	0.18	1130	
	1uH0-K	1.0	50	25	200	0.25	960	
	1uH2-K	1.2	35	7.9	180	0.40	760	
	1uH5-K	1.5	35	7.9	170	0.48	690	
	1uH8-K	1.8	35	7.9	150	0.74	555	
	2uH2-K	2.2	35	7.9	140	0.90	505	
	2uH7-K	2.7	35	7.9	120	1.10	455	
	Iron	3uH3-K	3.3	35	7.9	70	0.14	1280
		3uH9-K	3.9	35	7.9	65	0.16	1200
		4uH7-K	4.7	35	7.9	60	0.21	1050
5uH6-K		5.6	35	7.9	50	0.28	905	
6uH8-K		6.8	35	7.9	50	0.37	785	
8uH2-K		8.2	35	7.9	48	0.40	760	
10uH-K		10	35	7.9	42	0.60	620	
12uH-K		12	50	2.5	35	0.85	520	
15uH-K		15	55	2.5	30	1.2	438	
18uH-K		18	55	2.5	30	1.8	358	
22uH-K		22	55	2.5	24	2.0	340	
27uH-K		27	55	2.5	22	2.7	290	
33uH-K		33	55	2.5	20	3.4	259	
39uH-K		39	55	2.5	18	3.8	245	
47uH-K		47	55	2.5	16	3.4	259	
56uH-K		56	55	2.5	15	3.7	249	
68uH-K		68	55	2.5	13	4.0	239	
82uH-K	82	55	2.5	10	4.4	228		
Ferrite	mH10-K	100	55	2.5	8.0	4.9	216	
	mH12-K	120	60	0.79	6.8	5.6	202	
	mH15-K	150	60	0.79	6.4	6.2	192	
	mH18-K	180	60	0.79	6.0	6.9	182	
	mH22-K	220	60	0.79	5.8	7.5	175	
	mH27-K	270	60	0.79	5.6	8.2	167	
	mH33-K	330	60	0.79	5.0	9.1	159	
	mH39-K	390	60	0.79	4.5	10.0	151	
	mH47-K	470	60	0.79	4.0	11.0	144	
	mH56-K	560	60	0.79	3.6	12.3	136	
	mH68-K	680	60	0.79	3.4	13.7	129	
mH82-K	820	60	0.79	3.1	15.1	123		
1mH0-K	1000	60	0.79	2.5	16.5	118		

Type 3615 Series

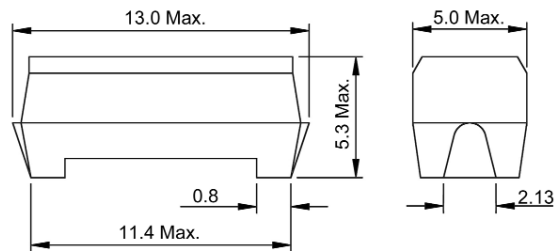
Characteristics - Electrical

Operating Temperature:	-55°C to +100°C
Temperature Rise:	30°C maximum
Power Dissipation at 70°C ambient:	0.3 Watts
Environmental classification:	55/100/56
Weight:	0.7 grams maximum

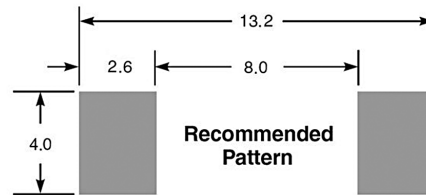
Packaging

Parts are supplied Taped and Reeled on 13" Reels in quantities of 1500 pieces

Dimensions



Pad Layout



How to Order

3615	A	1R5	K
Common Part	Style	Inductance	Tolerance
3615	A - Standard Part	Value Code See Table	K - ±10%