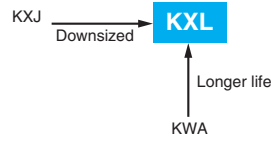


KXL Series

- Ideal for low profile power supply applications
- Downsizing from KXJ series
- Rated voltage range : 400 to 450V_{dc}, Capacitance range : 15 to 150μF
- Endurance with ripple current : 10,000 to 12,000 hours at 105°C
- Non solvent resistant type
- RoHS2 Compliant

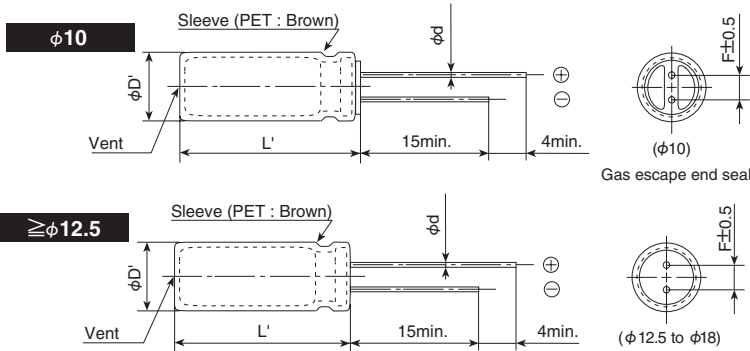


◆ SPECIFICATIONS

Items	Characteristics	
Category	-40 to +105°C	
Temperature Range		
Rated Voltage Range	400 to 450V _{dc}	
Capacitance Tolerance	±20% (M) (at 20°C, 120Hz)	
Leakage Current	I=0.04CV+100 (after 1 minute) I=0.02CV+25 (after 5 minutes) Where, I : Max. leakage current(μA), C : Nominal capacitance (μF), V : Rated voltage (V) (at 20°C)	
Dissipation Factor (tan δ)	Rated voltage (V _{dc})	400 to 450V
	tan δ (Max.)	0.24 (at 20°C, 120Hz)
Low Temperature Characteristics (Max. Impedance Ratio)	Rated voltage (V _{dc})	400 to 450V
	Z(-25°C)/Z(+20°C)	6
	Z(-40°C)/Z(+20°C)	10 (at 120Hz)
Endurance	The following specifications shall be satisfied when the capacitors are restored to 20°C after subjected to DC voltage with the rated ripple current is applied (the peak voltage shall not exceed the rated voltage) for 12,000 hours (10,000 hours for 20L) at 105°C.	
	Capacitance change	≤ ±20% of the initial value
	D.F. (tan δ)	≤200% of the initial specified value
	Leakage current	≤The initial specified value
Shelf Life	The following specifications shall be satisfied when the capacitors are restored to 20°C after exposing them for 1,000 hours at 105°C without voltage applied. Before the measurement, the capacitor shall be preconditioned by applying voltage according to Item 4.1 of JIS C 5101-4.	
	Capacitance change	≤ ±20% of the initial value
	D.F. (tan δ)	≤200% of the initial specified value
	Leakage current	≤500% of the initial specified value

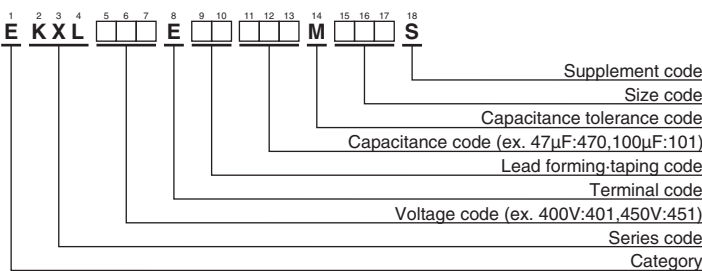
◆ DIMENSIONS [mm]

- Terminal Code : E



φD	10	12.5	14.5	16	18
φd	0.6	0.6	0.8	0.8	0.8
F	5.0	5.0	7.5	7.5	7.5
φD'	φD+0.5 max.				
L'	L+2.0 max.				

◆ PART NUMBERING SYSTEM



Please refer to "Product code guide (radial lead type)"

◆STANDARD RATINGS

WV (V _{dc})	Cap (μF)	Case size φD×L(mm)	tan δ	Rated ripple current (mA _{rms} /105°C, 120Hz)	Part No.	WV (V _{dc})	Cap (μF)	Case size φD×L(mm)	tan δ	Rated ripple current (mA _{rms} /105°C, 120Hz)	Part No.
400	18	10×20	0.24	220	EKXL401E□□180MJ20S	450	15	10×20	0.24	190	EKXL451E□□150MJ20S
	22	10×25	0.24	250	EKXL401E□□220MJ25S		18	10×25	0.24	230	EKXL451E□□180MJ25S
	27	12.5×20	0.24	300	EKXL401E□□270MK20S		27	10×30	0.24	300	EKXL451E□□270MJ30S
	33	10×30	0.24	340	EKXL401E□□330MJ30S		27	12.5×20	0.24	290	EKXL451E□□270MK20S
	39	10×35	0.24	390	EKXL401E□□390MJ35S		33	10×35	0.24	350	EKXL451E□□330MJ35S
	39	12.5×25	0.24	390	EKXL401E□□390MK25S		33	12.5×25	0.24	360	EKXL451E□□330MK25S
	39	14.5×20	0.24	370	EKXL401E□□390MU20S		33	14.5×20	0.24	335	EKXL451E□□330MU20S
	47	10×40	0.24	440	EKXL401E□□470MJ40S		39	10×40	0.24	400	EKXL451E□□390MJ40S
	56	10×45	0.24	500	EKXL401E□□560MJ45S		39	16×20	0.24	400	EKXL451E□□390ML20S
	56	12.5×30	0.24	495	EKXL401E□□560MK30S		47	10×50	0.24	480	EKXL451E□□470MJ50S
	56	14.5×25	0.24	495	EKXL401E□□560MU25S		47	12.5×30	0.24	440	EKXL451E□□470MK30S
	56	16×20	0.24	480	EKXL401E□□560ML20S		47	14.5×25	0.24	450	EKXL451E□□470MU25S
	68	12.5×35	0.24	570	EKXL401E□□680MK35S		56	12.5×35	0.24	500	EKXL451E□□560MK35S
	68	14.5×30	0.24	585	EKXL401E□□680MU30S		56	14.5×30	0.24	540	EKXL451E□□560MU30S
	68	16×25	0.24	570	EKXL401E□□680ML25S		56	16×25	0.24	500	EKXL451E□□560ML25S
	68	18×20	0.24	530	EKXL401E□□680MM20S		56	18×20	0.24	500	EKXL451E□□560MM20S
	82	12.5×40	0.24	650	EKXL401E□□820MK40S		68	12.5×40	0.24	580	EKXL451E□□680MK40S
	82	14.5×35	0.24	670	EKXL401E□□820MU35S		68	14.5×35	0.24	620	EKXL451E□□680MU35S
	100	12.5×50	0.24	760	EKXL401E□□101MK50S		82	12.5×50	0.24	680	EKXL451E□□820MK50S
	100	14.5×40	0.24	760	EKXL401E□□101MU40S		82	14.5×40	0.24	670	EKXL451E□□820MU40S
100	16×30	0.24	720	EKXL401E□□101ML30S	82	16×30	0.24	650	EKXL451E□□820ML30S		
100	18×25	0.24	710	EKXL401E□□101MM25S	82	18×25	0.24	650	EKXL451E□□820MM25S		
120	14.5×45	0.24	840	EKXL401E□□121MU45S	100	14.5×45	0.24	760	EKXL451E□□101MU45S		
120	16×35	0.24	810	EKXL401E□□121ML35S	100	16×35	0.24	730	EKXL451E□□101ML35S		
120	18×30	0.24	840	EKXL401E□□121MM30S	100	18×30	0.24	750	EKXL451E□□101MM30S		
150	18×35	0.24	930	EKXL401E□□151MM35S	120	18×35	0.24	860	EKXL451E□□121MM35S		
420	15	10×20	0.24	195	EKXL421E□□150MJ20S						
	22	10×25	0.24	250	EKXL421E□□220MJ25S						
	27	10×30	0.24	300	EKXL421E□□270MJ30S						
	27	12.5×20	0.24	300	EKXL421E□□270MK20S						
	33	10×35	0.24	350	EKXL421E□□330MJ35S						
	33	12.5×25	0.24	350	EKXL421E□□330MK25S						
	33	14.5×20	0.24	350	EKXL421E□□330MU20S						
	39	10×40	0.24	400	EKXL421E□□390MJ40S						
	47	10×45	0.24	460	EKXL421E□□470MJ45S						
	47	12.5×30	0.24	440	EKXL421E□□470MK30S						
	47	16×20	0.24	430	EKXL421E□□470ML20S						
	56	10×50	0.24	520	EKXL421E□□560MJ50S						
	56	12.5×35	0.24	510	EKXL421E□□560MK35S						
	56	14.5×25	0.24	490	EKXL421E□□560MU25S						
	68	12.5×40	0.24	580	EKXL421E□□680MK40S						
	68	14.5×30	0.24	560	EKXL421E□□680MU30S						
	68	16×25	0.24	560	EKXL421E□□680ML25S						
	68	18×20	0.24	540	EKXL421E□□680MM20S						
	82	12.5×45	0.24	660	EKXL421E□□820MK45S						
	82	14.5×35	0.24	660	EKXL421E□□820MU35S						
82	16×30	0.24	650	EKXL421E□□820ML30S							
82	18×25	0.24	640	EKXL421E□□820MM25S							
100	12.5×50	0.24	750	EKXL421E□□101MK50S							
100	14.5×40	0.24	720	EKXL421E□□101MU40S							
100	16×35	0.24	730	EKXL421E□□101ML35S							
120	16×40	0.24	840	EKXL421E□□121ML40S							
120	18×30	0.24	800	EKXL421E□□121MM30S							

□□ : Enter the appropriate lead forming or taping code.

◆RATED RIPPLE CURRENT MULTIPLIERS
● Frequency Multipliers

Capacitance(μF)	Frequency(Hz)	120	1k	10k	100k
15 to 82		1.00	1.75	2.25	2.50
100 to 150		1.00	1.67	2.05	2.25

The endurance of capacitors is reduced with internal heating produced by ripple current at the rate of halving the lifetime with every 5°C rise. When long life performance is required in actual use, the rms ripple current has to be reduced.