

Bridge Rectifiers (Glass Passivated)

GBPC 12, 15, 25, 35 SERIES

Features

- Integrally Molded Heat-Sink Provided Very Low Thermal Resistance for Maximum Heat Dissipation
- Surge Overload Ratings from 300 A to 400 A
- Isolated Voltage from Case to Lead over 2500 V
- UL Certified, UL #E258596
- Terminals Finish Material
 - ◆ Silver (Solderable per MIL-STD-202, Method 208 for the wire type GBPC-W package)
 - ◆ Nickel for GBPC package
- Mounting Torque: 20 in-lbs Maximum
- These are Pb-Free Devices

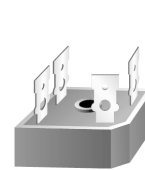
Suffix "W"

- Wire Lead Structure

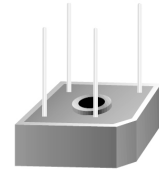


ON Semiconductor®

www.onsemi.com

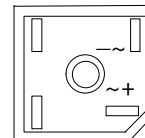


**GBPC
CASE 160AD**

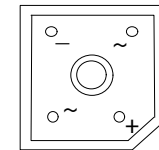


**GBPC-W
CASE 160AD**

PIN ASSIGNMENT



GBPC



GBPC-W

ORDERING INFORMATION

See detailed ordering and shipping information on page 4 of this data sheet.

GBPC 12, 15, 25, 35 SERIES

SPECIFICATIONS

ABSOLUTE MAXIMUM RATINGS ($T_A = 25^\circ\text{C}$, unless otherwise specified.) (Note 1)

| Symbol | Parameter | Value | | | | | | | Units |
|-------------|---|----------------|-----|-----|-----|-----|-----|------------------|-------|
| | | 005 | 01 | 02 | 04 | 06 | 08 | 10 | |
| V_{RRM} | Maximum Repetitive Reverse Voltage | 50 | 100 | 200 | 400 | 600 | 800 | 1000 | V |
| V_{RMS} | Maximum RMS Bridge Input Voltage | 35 | 70 | 140 | 280 | 420 | 560 | 700 | V |
| V_R | DC Reverse Voltage (Rated V_R) | 50 | 100 | 200 | 400 | 600 | 800 | 1000 | V |
| $I_{F(AV)}$ | Average Rectified Forward Current at $T_C = 55^\circ\text{C}$ | GBPC12 | 12 | | | | | | A |
| | | GBPC15 | 15 | | | | | | |
| | | GBPC25 | 25 | | | | | | |
| | | GBPC35 | 35 | | | | | | |
| I_{FSM} | Non-Repetitive Peak Forward Surge Current | GBPC12, 15, 25 | | 300 | | | | A | |
| | 8.3 ms Single Half-Sine-Wave | GBPC35 | | 400 | | | | A | |
| T_{STG} | Storage Temperature Range | -55 to +150 | | | | | | $^\circ\text{C}$ | |
| T_J | Operating Junction Temperature | -55 to +150 | | | | | | $^\circ\text{C}$ | |

Stresses exceeding those listed in the Maximum Ratings table may damage the device. If any of these limits are exceeded, device functionality should not be assumed, damage may occur and reliability may be affected.

1. These ratings are limiting values above which the serviceability of any semiconductor device may be impaired.

THERMAL CHARACTERISTICS ($T_A = 25^\circ\text{C}$, unless otherwise specified.)

| Symbol | Parameter | Value | Unit |
|-----------------|---|-------|--------------------|
| P_D | Power Dissipation | 83.3 | W |
| $R_{\theta JC}$ | Thermal Resistance, Junction to Case (Note 2) | 1.5 | $^\circ\text{C/W}$ |

2. With Heatsink.

ELECTRICAL CHARACTERISTICS ($T_A = 25^\circ\text{C}$, unless otherwise specified.)

| Symbol | Parameter | Test Conditions | Value | Unit | |
|--------|---|---------------------------|-----------|------------------------|---|
| V_F | Forward Voltage Drop, per bridge | 6.0 A | GBPC12 | 1.1 (Max) | V |
| | | 7.5 A | GBPC15 | | |
| | | 12.5 A | GBPC25 | | |
| | | 17.5 A | GBPC35 | | |
| I_R | Reverse Current, per element at Rated V_R | $T_A = 25^\circ\text{C}$ | 5.0 (Max) | μA | |
| | | $T_A = 125^\circ\text{C}$ | 500 (Max) | μA | |
| I^2t | Rating for Fusing $t < 8.35$ ms | GBPC12, 15, 25 | 375 | A^2Sec | |
| | | GBPC35 | 660 | A^2Sec | |
| C_T | Total Capacitance, per leg $V_R = 4.0$ V, $f = 1.0$ MHz | GBPC12, 15, 25 | 180 | pF | |
| | | GBPC35 | 200 | pF | |

Product parametric performance is indicated in the Electrical Characteristics for the listed test conditions, unless otherwise noted. Product performance may not be indicated by the Electrical Characteristics if operated under different conditions.

GBPC 12, 15, 25, 35 SERIES

TYPICAL PERFORMANCE CHARACTERISTICS

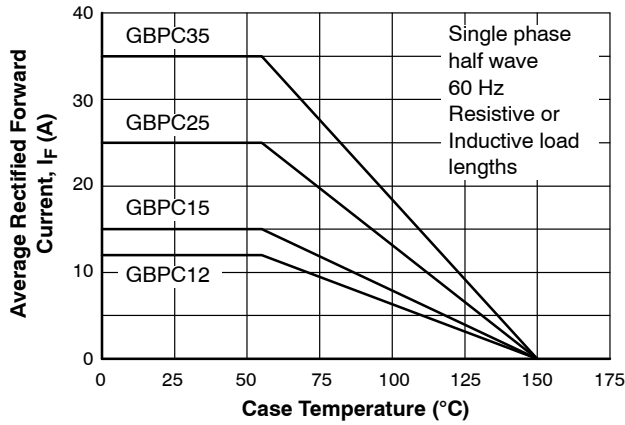


Figure 1. Forward Current Derating Curve

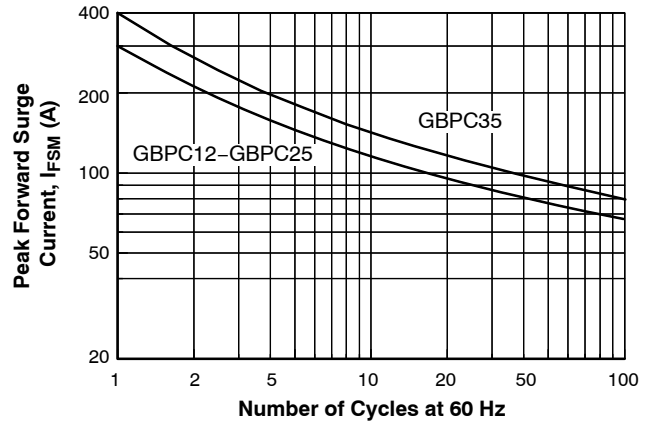


Figure 2. Non-Repetitive Surge Current

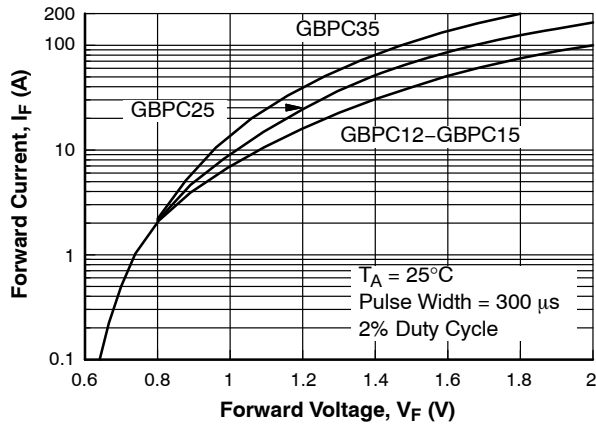


Figure 3. Forward Voltage Characteristics

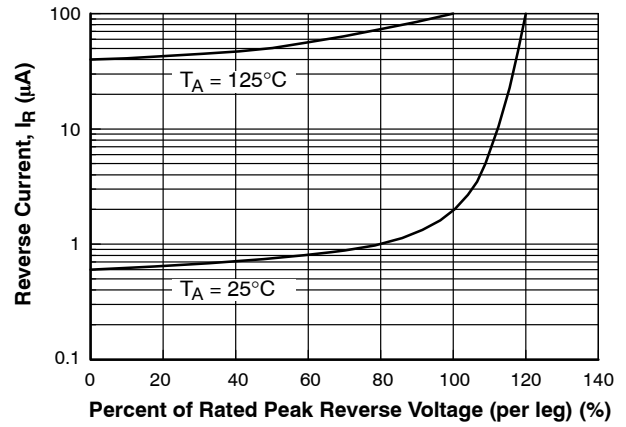


Figure 4. Reverse Current vs. Reverse Voltage

GBPC 12, 15, 25, 35 SERIES

ORDERING INFORMATION

| Part Number | Marking | Package | Packing Method | | |
|-------------|------------|----------------------|----------------|------------------------|--|
| GBPC12005 | GBPC12005 | GBPC 4L (Pb-Free) | Bulk | | |
| GBPC1201 | GBPC1201 | | | | |
| GBPC1202 | GBPC1202 | | | | |
| GBPC1204 | GBPC1204 | | | | |
| GBPC1206 | GBPC1206 | | | | |
| GBPC1208 | GBPC1208 | | | | |
| GBPC1210 | GBPC1210 | | | | |
| GBPC15005 | GBPC15005 | | | | |
| GBPC1501 | GBPC1501 | | | | |
| GBPC1502 | GBPC1502 | | | | |
| GBPC1504 | GBPC1504 | | | | |
| GBPC1506 | GBPC1506 | | | | |
| GBPC1508 | GBPC1508 | | | | |
| GBPC1510 | GBPC1510 | | | | |
| GBPC25005 | GBPC25005 | | | | |
| GBPC2501 | GBPC2501 | | | | |
| GBPC2502 | GBPC2502 | | | | |
| GBPC2504 | GBPC2504 | | | | |
| GBPC2506 | GBPC2506 | | | | |
| GBPC2508 | GBPC2508 | | | | |
| GBPC2510 | GBPC2510 | | | | |
| GBPC35005 | GBPC35005 | | | | |
| GBPC3501 | GBPC3501 | | | | |
| GBPC3502 | GBPC3502 | | | | |
| GBPC3504 | GBPC3504 | | | | |
| GBPC3506 | GBPC3506 | | | | |
| GBPC3508 | GBPC3508 | | | | |
| GBPC3510 | GBPC3510 | | | | |
| GBPC1201W | GBPC1201W | | | GBPC-W 4L (Pb-Free) | |
| GBPC1202W | GBPC1202W | | | | |
| GBPC1204W | GBPC1204W | | | | |
| GBPC1206W | GBPC1206W | | | | |
| GBPC1208W | GBPC1208W | | | | |
| GBPC1210W | GBPC1210W | | | | |
| GBPC15005W | GBPC15005W | | | | |
| GBPC1501W | GBPC1501W | | | | |
| GBPC1502W | GBPC1502W | | | | |
| GBPC1504W | GBPC1504W | | | | |
| GBPC1506W | GBPC1506W | | | | |
| GBPC1508W | GBPC1508W | | | | |

GBPC 12, 15, 25, 35 SERIES

ORDERING INFORMATION (continued)

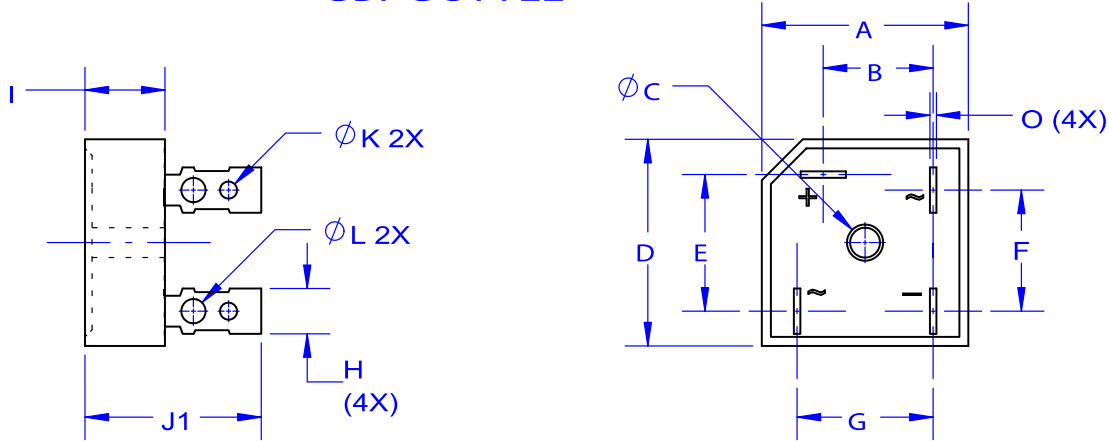
| Part Number | Marking | Package | Packing Method |
|-------------|------------|------------------------|----------------|
| GBPC1510W | GBPC1510W | GBPC-W 4L (Pb-Free) | Bulk |
| GBPC25005W | GBPC25005W | | |
| GBPC2501W | GBPC2501W | | |
| GBPC2502W | GBPC2502W | | |
| GBPC2504W | GBPC2504W | | |
| GBPC2506W | GBPC2506W | | |
| GBPC2508W | GBPC2508W | | |
| GBPC2510W | GBPC2510W | | |
| GBPC35005W | GBPC35005W | | |
| GBPC3501W | GBPC3501W | | |
| GBPC3502W | GBPC3502W | | |
| GBPC3504W | GBPC3504W | | |
| GBPC3506W | GBPC3506W | | |
| GBPC3508W | GBPC3508W | | |
| GBPC3510W | GBPC3510W | | |



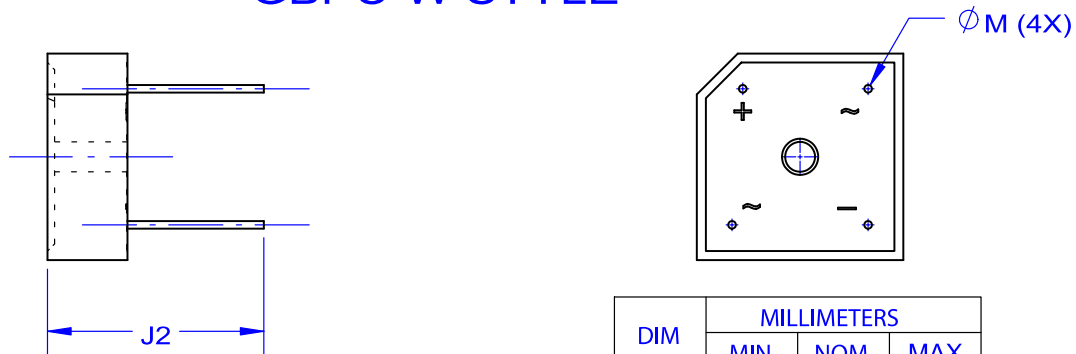
GBPC4 28.75X28.75
CASE 160AD
ISSUE A

DATE 19 MAR 2019

GBPC STYLE



GBPC-W STYLE



NOTES:

- A. THIS PACKAGE DOES NOT CONFORM TO ANY STANDARDS.
- B. ALL DIMENSIONS ARE IN MILLIMETERS.
- C. DIMENSIONS ARE EXCLUSIVE OF BURRS, MOLD FLASH AND TIE BAR PROTRUSIONS.

| DIM | MILLIMETERS | | |
|-----|-------------|--------|--------|
| | MIN | NOM | MAX |
| A | 28.50 | 28.75 | 29.00 |
| B | 13.325 | 14.375 | 15.425 |
| C | 5.08 | 5.335 | 5.59 |
| D | 28.50 | 28.75 | 29.00 |
| E | 15.50 | 16.55 | 17.60 |
| F | 13.30 | 14.30 | 15.30 |
| G | 17.10 | 18.10 | 19.10 |
| H | ~ | ~ | 6.35 |
| I | 10.97 | 11.10 | 11.23 |
| J1 | 21.50 | 23.00 | 24.50 |
| J2 | 30.50 | ~ | ~ |
| ØK | 2.39 BSC | | |
| ØL | 3.41 BSC | | |
| ØM | 0.97 | 1.02 | 1.07 |
| O | 0.71 | 0.81 | 0.91 |

| | | |
|-------------------------|--------------------------|---|
| DOCUMENT NUMBER: | 98AON13489G | Electronic versions are uncontrolled except when accessed directly from the Document Repository. Printed versions are uncontrolled except when stamped "CONTROLLED COPY" in red. |
| DESCRIPTION: | GBPC4 28.75X28.75 | PAGE 1 OF 1 |

ON Semiconductor and are trademarks of Semiconductor Components Industries, LLC dba ON Semiconductor or its subsidiaries in the United States and/or other countries. ON Semiconductor reserves the right to make changes without further notice to any products herein. ON Semiconductor makes no warranty, representation or guarantee regarding the suitability of its products for any particular purpose, nor does ON Semiconductor assume any liability arising out of the application or use of any product or circuit, and specifically disclaims any and all liability, including without limitation special, consequential or incidental damages. ON Semiconductor does not convey any license under its patent rights nor the rights of others.

ON Semiconductor and  are trademarks of Semiconductor Components Industries, LLC dba ON Semiconductor or its subsidiaries in the United States and/or other countries. ON Semiconductor owns the rights to a number of patents, trademarks, copyrights, trade secrets, and other intellectual property. A listing of ON Semiconductor's product/patent coverage may be accessed at www.onsemi.com/site/pdf/Patent-Marking.pdf. ON Semiconductor reserves the right to make changes without further notice to any products herein. ON Semiconductor makes no warranty, representation or guarantee regarding the suitability of its products for any particular purpose, nor does ON Semiconductor assume any liability arising out of the application or use of any product or circuit, and specifically disclaims any and all liability, including without limitation special, consequential or incidental damages. Buyer is responsible for its products and applications using ON Semiconductor products, including compliance with all laws, regulations and safety requirements or standards, regardless of any support or applications information provided by ON Semiconductor. "Typical" parameters which may be provided in ON Semiconductor data sheets and/or specifications can and do vary in different applications and actual performance may vary over time. All operating parameters, including "Typicals" must be validated for each customer application by customer's technical experts. ON Semiconductor does not convey any license under its patent rights nor the rights of others. ON Semiconductor products are not designed, intended, or authorized for use as a critical component in life support systems or any FDA Class 3 medical devices or medical devices with a same or similar classification in a foreign jurisdiction or any devices intended for implantation in the human body. Should Buyer purchase or use ON Semiconductor products for any such unintended or unauthorized application, Buyer shall indemnify and hold ON Semiconductor and its officers, employees, subsidiaries, affiliates, and distributors harmless against all claims, costs, damages, and expenses, and reasonable attorney fees arising out of, directly or indirectly, any claim of personal injury or death associated with such unintended or unauthorized use, even if such claim alleges that ON Semiconductor was negligent regarding the design or manufacture of the part. ON Semiconductor is an Equal Opportunity/Affirmative Action Employer. This literature is subject to all applicable copyright laws and is not for resale in any manner.

PUBLICATION ORDERING INFORMATION

LITERATURE FULFILLMENT:

Email Requests to: orderlit@onsemi.com

ON Semiconductor Website: www.onsemi.com

TECHNICAL SUPPORT

North American Technical Support:
Voice Mail: 1 800-282-9855 Toll Free USA/Canada
Phone: 011 421 33 790 2910

Europe, Middle East and Africa Technical Support:

Phone: 00421 33 790 2910

For additional information, please contact your local Sales Representative