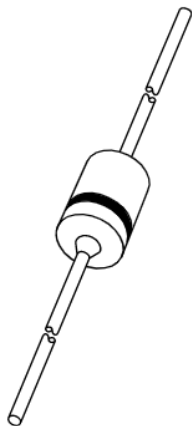


DATA SHEET



BAV20; BAV21 General purpose diodes

Product data sheet
Supersedes data of 1996 Sep 17

1999 May 25

General purpose diodes

BAV20; BAV21

FEATURES

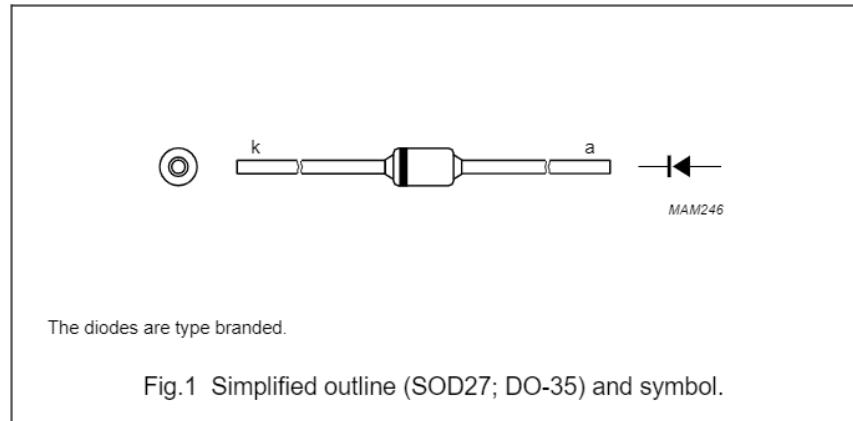
- Hermetically sealed leaded glass SOD27 (DO-35) package
- Switching speed: max. 50 ns
- General application
- Continuous reverse voltage: max. 150 V, 200 V
- Repetitive peak reverse voltage: max. 200 V, 250 V
- Repetitive peak forward current: max. 625 mA.

APPLICATIONS

- General purposes in industrial equipment e.g. oscilloscopes, digital voltmeters and video output stages in colour television.

DESCRIPTION

The BAV20 and BAV21 are switching diodes fabricated in planar technology, and encapsulated in hermetically sealed leaded glass SOD27 (DO-35) packages.



General purpose diodes

BAV20; BAV21

LIMITING VALUES

In accordance with the Absolute Maximum Rating System (IEC 134).

SYMBOL	PARAMETER	CONDITIONS	MIN.	MAX.	UNIT
V _R RM	repetitive peak reverse voltage				
	BAV20		–	200	V
	BAV21		–	250	V
V _R	continuous peak reverse voltage				
	BAV20		–	150	V
	BAV21		–	200	V
I _F	continuous forward current	see Fig.2; note 1	–	250	mA
I _{FRM}	repetitive peak forward current		–	625	mA
I _{FSM}	non-repetitive peak forward current	square wave; T _j = 25 °C prior to surge; see Fig.4			
		t = 1 μs	–	9	A
		t = 100 μs	–	3	A
		t = 1 s	–	1	A
P _{tot}	total power dissipation	T _{amb} = 25 °C; note 1	–	400	mW
T _{stg}	storage temperature		–65	+175	°C
T _j	junction temperature		–	175	°C

Note

1. Device mounted on an FR4 printed circuit-board; lead length 10 mm.

General purpose diodes

BAV20; BAV21

ELECTRICAL CHARACTERISTICS

$T_j = 25\text{ °C}$ unless otherwise specified.

SYMBOL	PARAMETER	CONDITIONS	MIN.	MAX.	UNIT
V_F	forward voltage	see Fig.3 $I_F = 100\text{ mA}$	–	1.0	V
		$I_F = 200\text{ mA}$	–	1.25	V
I_R	reverse current	see Fig.5 $V_R = V_{Rmax}$	–	100	nA
		$V_R = V_{Rmax}; T_j = 150\text{ °C}$	–	100	μA
C_d	diode capacitance	$f = 1\text{ MHz}; V_R = 0$; see Fig.6	–	5	pF
t_{rr}	reverse recovery time	when switched from $I_F = 30\text{ mA}$ to $I_R = 30\text{ mA}; R_L = 100\ \Omega$; measured at $I_R = 3\text{ mA}$; see Fig.8	–	50	ns

THERMAL CHARACTERISTICS

SYMBOL	PARAMETER	CONDITIONS	VALUE	UNIT
$R_{th\ j\text{-tp}}$	thermal resistance from junction to tie-point	lead length 10 mm	240	K/W
$R_{th\ j\text{-a}}$	thermal resistance from junction to ambient	lead length 10 mm; note 1	375	K/W

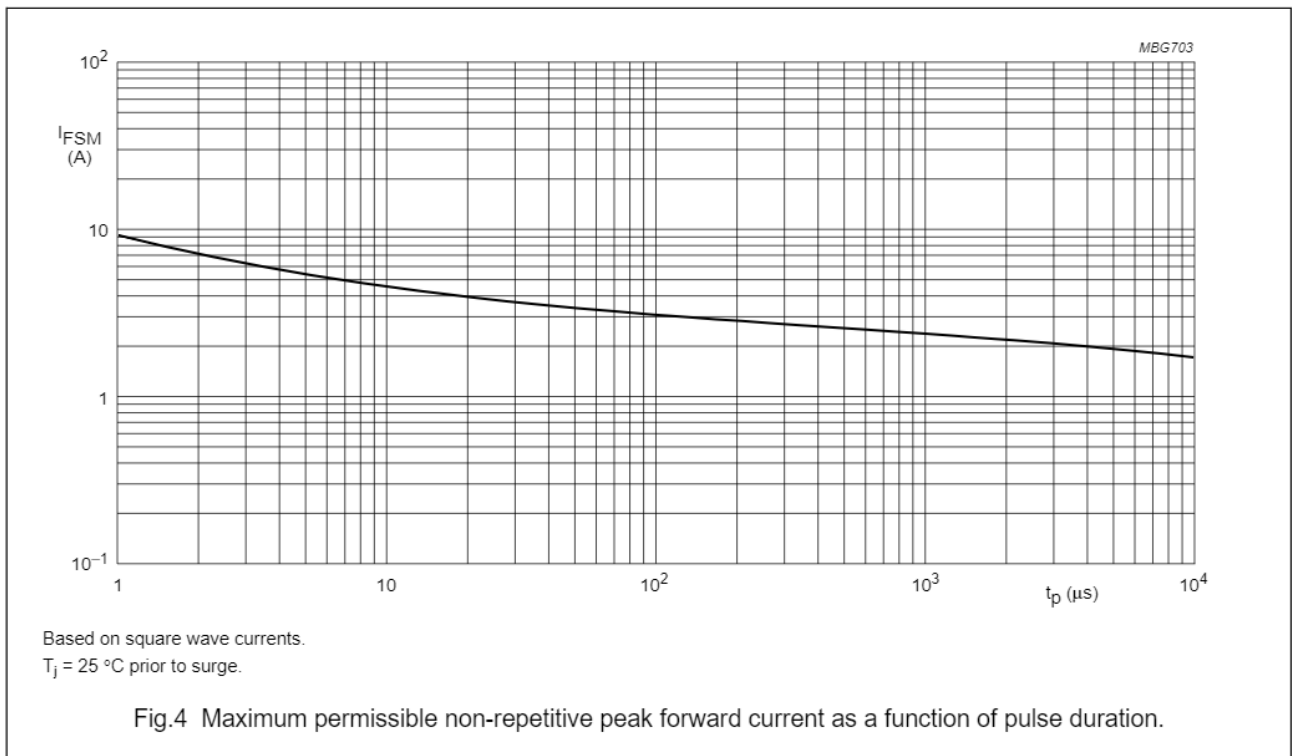
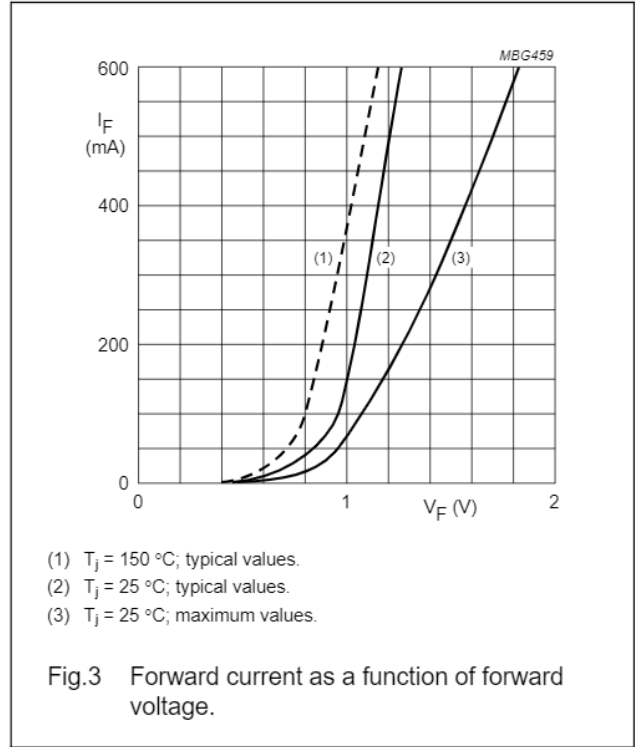
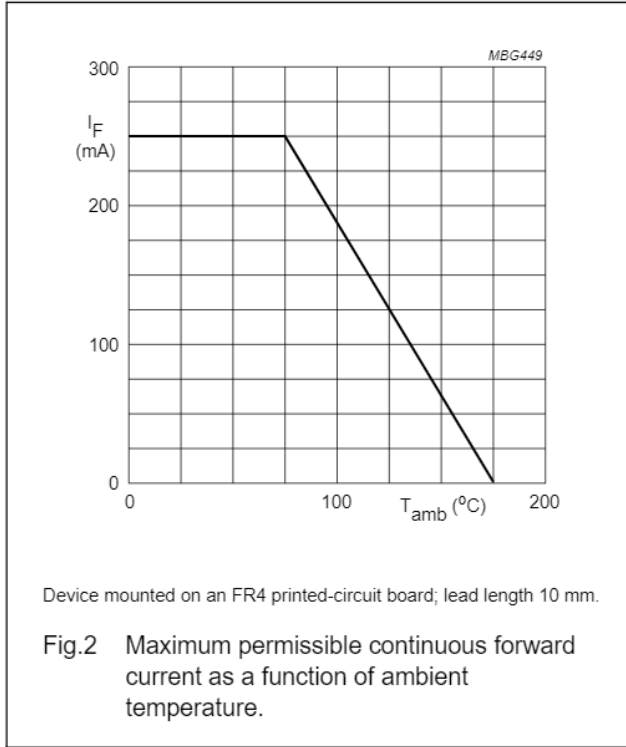
Note

1. Device mounted on a printed circuit-board without metallization pad.

General purpose diodes

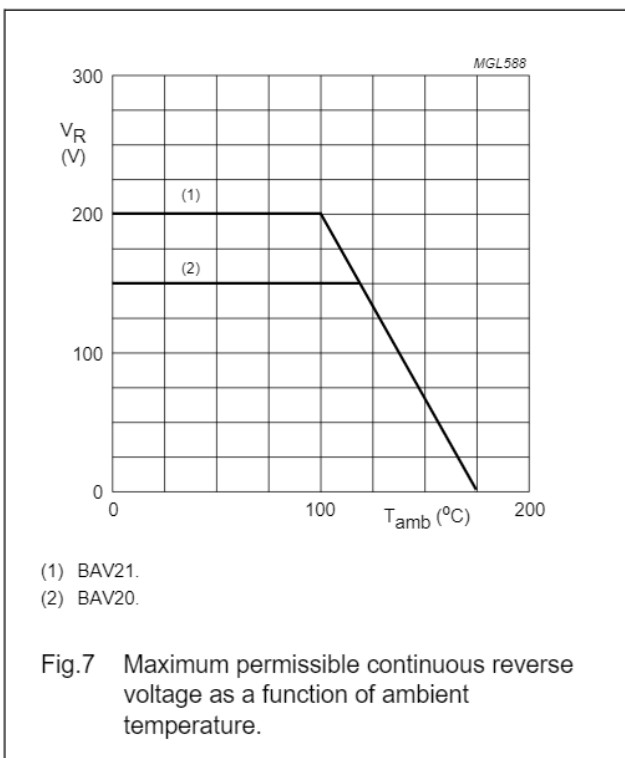
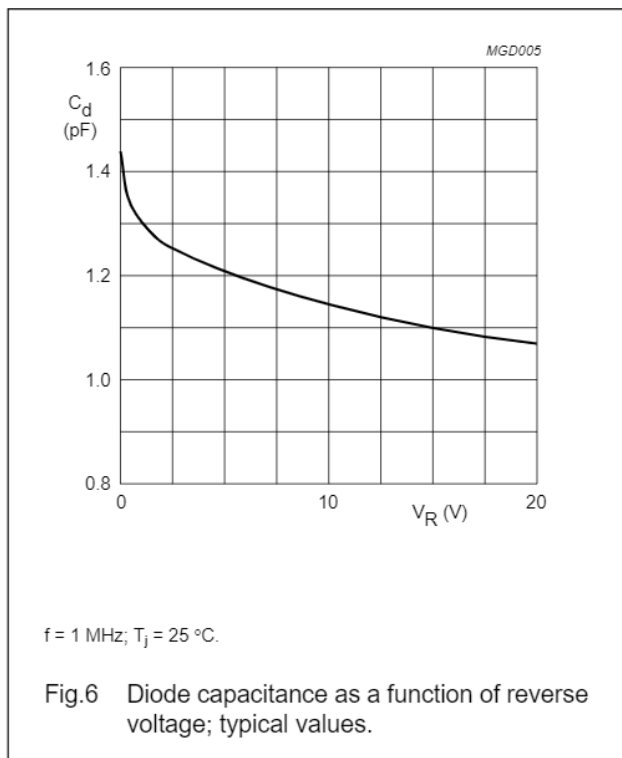
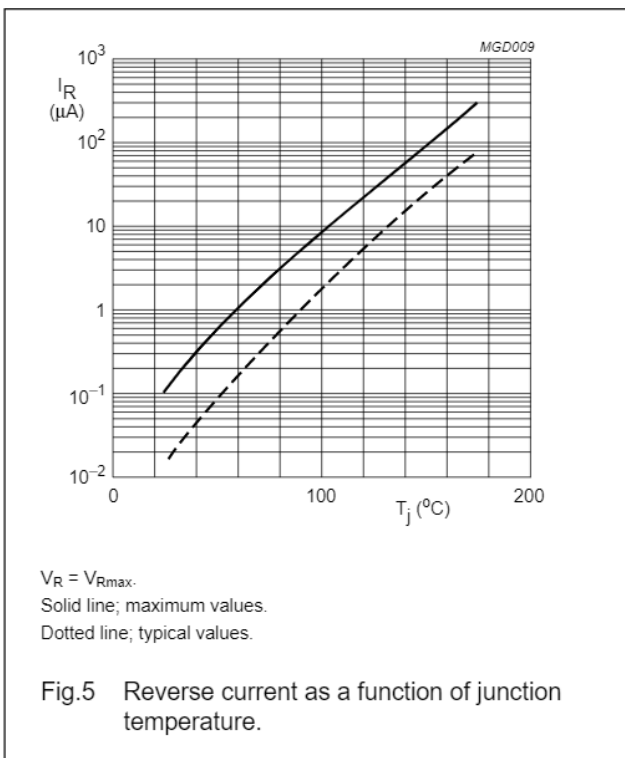
BAV20; BAV21

GRAPHICAL DATA



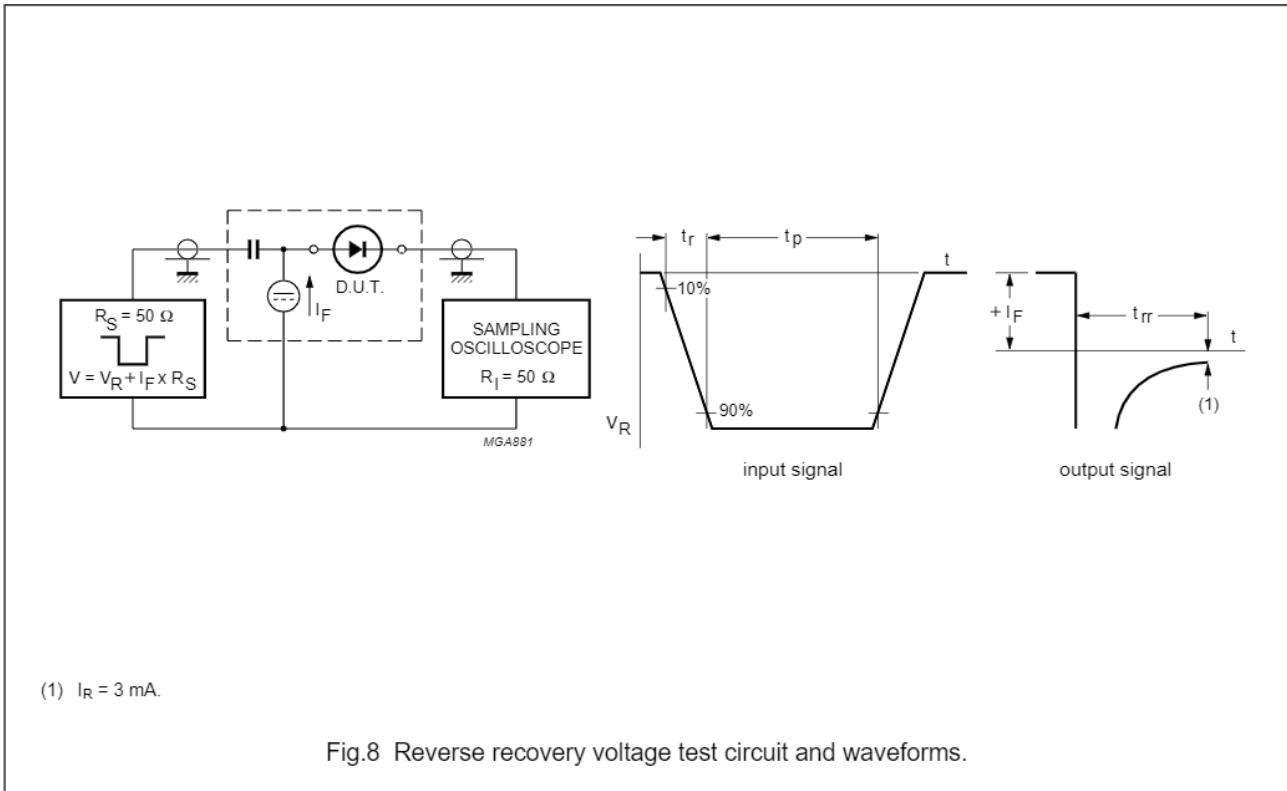
General purpose diodes

BAV20; BAV21



General purpose diodes

BAV20; BAV21



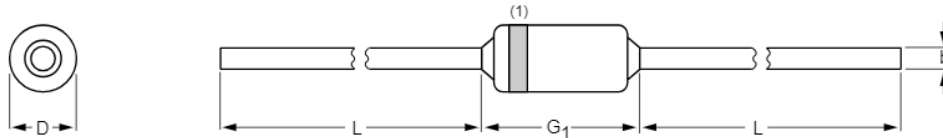
General purpose diodes

BAV20; BAV21

PACKAGE OUTLINE

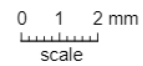
Hermetically sealed glass package; axial leaded; 2 leads

SOD27



DIMENSIONS (mm are the original dimensions)

UNIT	b max.	D max.	G ₁ max.	L min.
mm	0.56	1.85	4.25	25.4



Note

1. The marking band indicates the cathode.

OUTLINE VERSION	REFERENCES				EUROPEAN PROJECTION	ISSUE DATE
	IEC	JEDEC	EIAJ			
SOD27	A24	DO-35	SC-40			97-06-09

General purpose diodes

BAV20; BAV21

DATA SHEET STATUS

DOCUMENT STATUS ⁽¹⁾	PRODUCT STATUS ⁽²⁾	DEFINITION
Objective data sheet	Development	This document contains data from the objective specification for product development.
Preliminary data sheet	Qualification	This document contains data from the preliminary specification.
Product data sheet	Production	This document contains the product specification.

Notes

1. Please consult the most recently issued document before initiating or completing a design.
2. The product status of device(s) described in this document may have changed since this document was published and may differ in case of multiple devices. The latest product status information is available on the Internet at URL <http://www.nxp.com>.

DISCLAIMERS

General — Information in this document is believed to be accurate and reliable. However, NXP Semiconductors does not give any representations or warranties, expressed or implied, as to the accuracy or completeness of such information and shall have no liability for the consequences of use of such information.

Right to make changes — NXP Semiconductors reserves the right to make changes to information published in this document, including without limitation specifications and product descriptions, at any time and without notice. This document supersedes and replaces all information supplied prior to the publication hereof.

Suitability for use — NXP Semiconductors products are not designed, authorized or warranted to be suitable for use in medical, military, aircraft, space or life support equipment, nor in applications where failure or malfunction of an NXP Semiconductors product can reasonably be expected to result in personal injury, death or severe property or environmental damage. NXP Semiconductors accepts no liability for inclusion and/or use of NXP Semiconductors products in such equipment or applications and therefore such inclusion and/or use is at the customer's own risk.

Applications — Applications that are described herein for any of these products are for illustrative purposes only. NXP Semiconductors makes no representation or warranty that such applications will be suitable for the specified use without further testing or modification.

Limiting values — Stress above one or more limiting values (as defined in the Absolute Maximum Ratings System of IEC 60134) may cause permanent damage to the device. Limiting values are stress ratings only and operation of the device at these or any other conditions

above those given in the Characteristics sections of this document is not implied. Exposure to limiting values for extended periods may affect device reliability.

Terms and conditions of sale — NXP Semiconductors products are sold subject to the general terms and conditions of commercial sale, as published at <http://www.nxp.com/profile/terms>, including those pertaining to warranty, intellectual property rights infringement and limitation of liability, unless explicitly otherwise agreed to in writing by NXP Semiconductors. In case of any inconsistency or conflict between information in this document and such terms and conditions, the latter will prevail.

No offer to sell or license — Nothing in this document may be interpreted or construed as an offer to sell products that is open for acceptance or the grant, conveyance or implication of any license under any copyrights, patents or other industrial or intellectual property rights.

Export control — This document as well as the item(s) described herein may be subject to export control regulations. Export might require a prior authorization from national authorities.

Quick reference data — The Quick reference data is an extract of the product data given in the Limiting values and Characteristics sections of this document, and as such is not complete, exhaustive or legally binding.

NXP Semiconductors

Customer notification

This data sheet was changed to reflect the new company name NXP Semiconductors. No changes were made to the content, except for the legal definitions and disclaimers.

Contact information

For additional information please visit: <http://www.nxp.com>

For sales offices addresses send e-mail to: salesaddresses@nxp.com

© NXP B.V. 2009

All rights are reserved. Reproduction in whole or in part is prohibited without the prior written consent of the copyright owner.

The information presented in this document does not form part of any quotation or contract, is believed to be accurate and reliable and may be changed without notice. No liability will be accepted by the publisher for any consequence of its use. Publication thereof does not convey nor imply any license under patent- or other industrial or intellectual property rights.

Printed in The Netherlands

115002/03/pp10

Date of release: 1999 May 25

Document order number: 9397 750 05895

founded by

PHILIPS



BAV20

General purpose diodes



Products / Packages

Type number	Orderable part number	Ordering code (12NC)	Product status	Package	Packing	Marking	ECCN
BAV20	BAV20,113	9331 892 00113	Volume production	ALF2 (SOD27)	Reel pack axial radial	Standard Marking	
BAV20	BAV20,143	9331 892 00143	Volume production	ALF2 (SOD27)	Ammo pack axial radial taped	Standard Marking	
BAV20	BAV20,133	9331 892 00133	Volume production	ALF2 (SOD27)	Ammo pack axial radial taped	Standard Marking	
BAV21	BAV21,113	9331 892 10113	Volume production	ALF2 (SOD27)	Reel pack axial radial	Standard Marking	
BAV21	BAV21,133	9331 892 10133	Volume production	ALF2 (SOD27)	Ammo pack axial radial taped	Standard Marking	
BAV21	BAV21,143	9331 892 10143	Volume production	ALF2 (SOD27)	Ammo pack axial radial taped	Standard Marking	

The variants in the table below are discontinued. See the table [Discontinuation information](#) at the bottom of this page for more information.

Type number	Orderable part number	Ordering code (12NC)	Product status	Package	Packing	Marking	ECCN
BAV20/N	BAV20/N,113	9340 594 44113	Withdrawn Replacement product	ALF2 (SOD27)	Reel pack axial radial	Standard Marking	
BAV21/N	BAV21/N,113	9340 594 45113	Withdrawn Replacement product	ALF2 (SOD27)	Reel pack axial radial	Standard Marking	
BAV21/N	BAV21/N,133	9340 594 45133	Withdrawn Replacement product	ALF2 (SOD27)	Ammo pack axial radial taped	Standard Marking	
BAV21/G	BAV21/G,133	9340 590 78133	Withdrawn Replacement product	ALF2 (SOD27)	Ammo pack axial radial taped	Standard Marking	

Discontinuation information

Type number	Ordering code (12NC)	Last-time buy date	Last-time delivery date	Replacement product	DN Notice	Status	Comments
BAV20/N	934059444113	30-Jun-06	31-Dec-06	BAV20	DN 56	<ul style="list-style-type: none"> Multi source product Type number fully withdrawn Standard availability 	Standard type. See Replacement.
BAV21/N	934059445113	30-Jun-06	31-Dec-06	BAV21	DN 56	<ul style="list-style-type: none"> Multi source product Type number fully withdrawn Standard availability 	Standard type. See Replacement.
BAV21/N	934059445133	30-Jun-06	31-Dec-06	BAV21	DN 56	<ul style="list-style-type: none"> Multi source product Type number fully withdrawn Standard availability 	Standard type. See Replacement.
BAV21/G	934059078133				DN		