

Miniature Ceramic Resonator



AWSCR-CPLB

6.0 x 3.0 x 1.8 mm

RoHS/RoHS II Compliant

Pb in ceramic, exemption (7c-I)

This product is not Moisture Sensitive - MSL = 1

Features

- Industry standard footprint
- Low resonance impedance
- Built-in capacitance options
- Wide operating temperatures in extended industry range

Applications


- Metering systems
- Remote control
- Microprocessor
- Industrial control
- Electric appliances

Electrical Specifications

Parameters	Min	Typ.	Max	Units	Notes
Frequency Range	1.84		12.00	MHz	
Resonant Impedance (Ro)		100		Ω	1.84 MHz – 2.99 MHz
		50			3.00 MHz – 3.49 MHz
		30			3.50 MHz – 12.00 MHz
Standard Built-in Capacitance (C1=C2)		30		pF	1.84 MHz – 8.00 MHz (Tol 1pF ± 20%)
	Other options: 10, 15, 22, 33, 39, 47				8.01 MHz – 12.00 MHz (Tol 1pF ± 20%)
		15			
Other options: 10, 22, 30, 33, 39, 47					
Frequency Tolerance	-0.5		0.5	%	
Frequency Stability	-0.4		0.4	%	2.00-8.00 MHz
	-0.2		0.2	%	8.01-12.00 MHz
Withstanding Voltage			100	V	DC, 5 s max
Voltage Rating	(1) D.C. Voltage		6	V	
	(2) A.C. Voltage		15	Vp-p	
Insulation Resistance (Ri)	500			MΩ	10V, 1 min
Operation Temperature	-40		+125	°C	
Storage Temperature	-55		+125	°C	
Aging Rate (Fosc) *	-0.1		0.1	%	From Initial value

* Components shall be left in a chamber of +85 °C ± 2 °C for 1000 hours, then measured after leaving in natural condition for 1 hour.

Miniature Ceramic Resonator



AWSCR-CPLB

6.0 x 3.0 x 1.8 mm

RoHS/RoHS II Compliant

Pb in ceramic, exemption (7c-I)

This product is not Moisture Sensitive - MSL = 1

Options and Part Identification

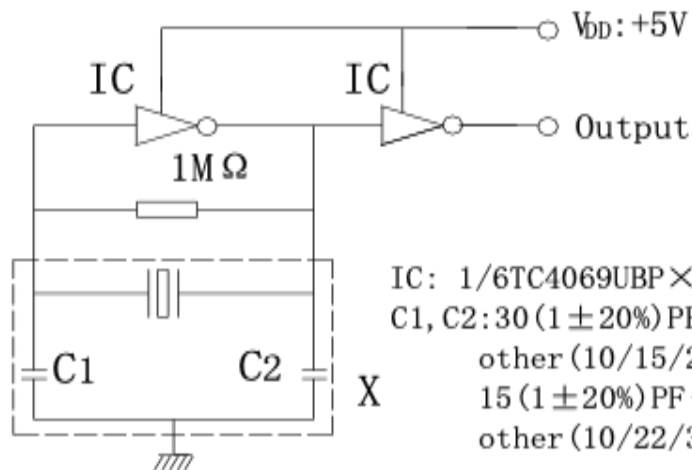
AWSCR - . CPLB - C -

Frequency (MHz)	Size (mm)	Frequency Band	Operating Temperature	Built-in Cap	Packaging
1.84 - 12.00	CP = 6.0 x 3.0	L = Lower Band	B = -40 °C to 125 °C	C = XXpF *	T4 = 4000 pcs/reel


* Please refer to Electrical Specifications table

Test Circuit and Conditions

Parts shall be tested under the condition (Temp.: 20 °C ± 15 °C, Humidity: 65 ± 20% R.H.) unless the standard condition (Temp.: 25 °C ± 3 °C, Humidity: 65 ± 10% R.H.) is regulated to measure.



Miniature Ceramic Resonator



AWSCR-CPLB

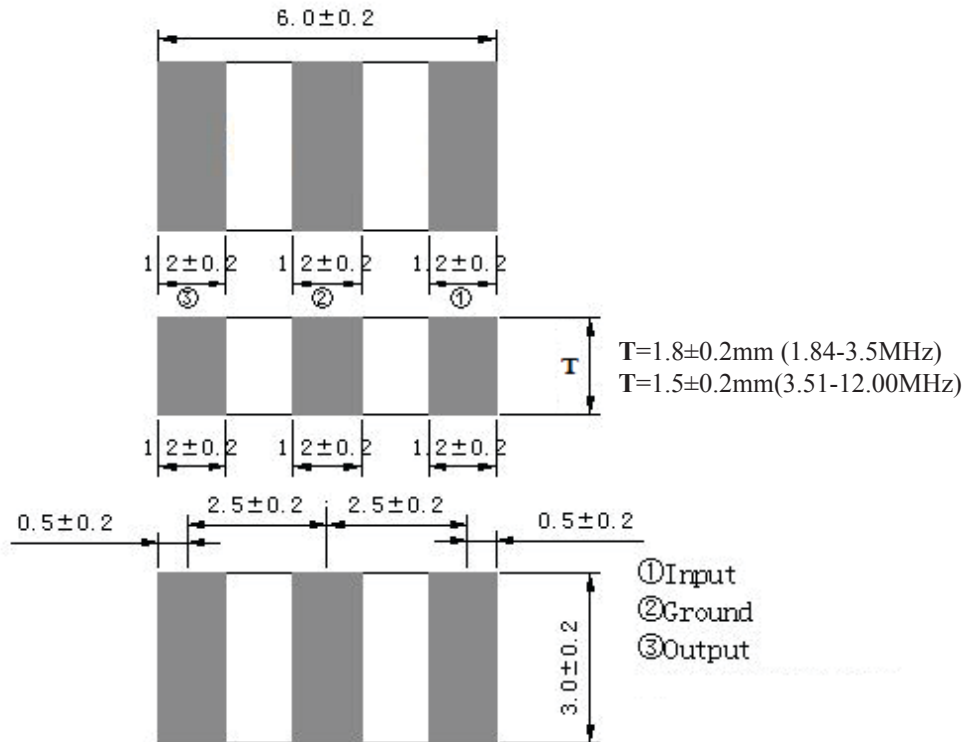
6.0 x 3.0 x 1.8 mm

RoHS/RoHS II Compliant

Pb in ceramic, exemption (7c-I)


This product is not Moisture Sensitive - MSL = 1

Outline Dimensions



Unit: mm

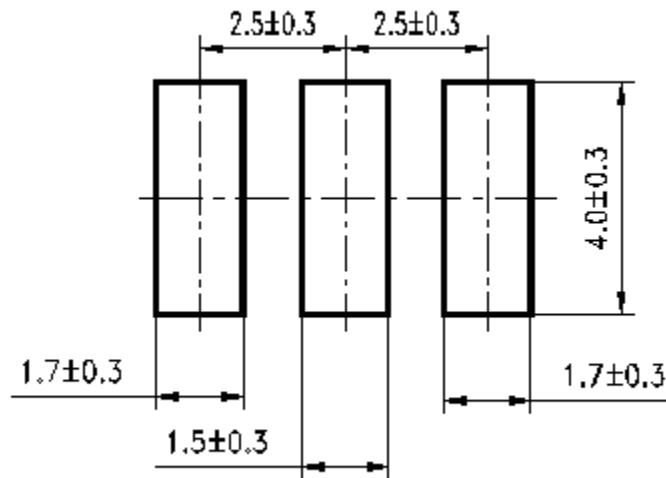
Miniature Ceramic Resonator



AWSCR-CPLB

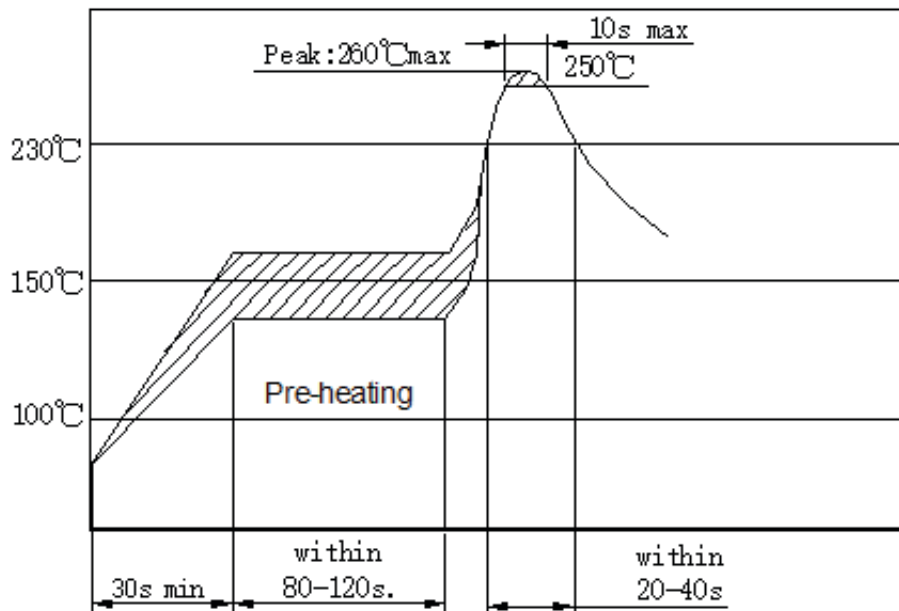
6.0 x 3.0 x 1.8 mm
RoHS/RoHS II Compliant
Pb in ceramic, exemption (7c-1)
This product is not Moisture Sensitive - MSL = 1

Recommended Land Pattern




Unit: mm

Recommended Reflow Profile



Miniature Ceramic Resonator



AWSCR-CPLB

6.0 x 3.0 x 1.8 mm

RoHS/RoHS II Compliant

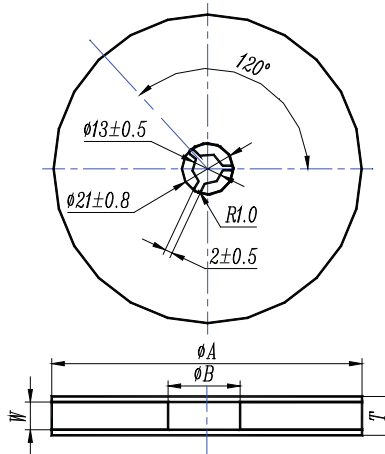
Pb in ceramic, exemption (7c-I)

This product is not Moisture Sensitive - MSL = 1

Packaging

T4: 4000 pcs/reel

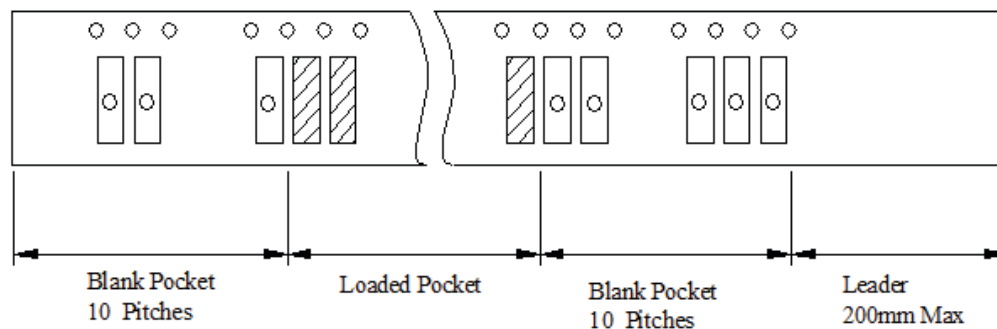
Reel Dimensions




Unit: mm

ϕA	ϕB	W	T	Pieces per reel	Carrier tape size
330 ± 3	80 min	16.4 min	22.4 max	4000 typ.	16

Packaging Sketch



Miniature Ceramic Resonator



AWSCR-CPLB

6.0 x 3.0 x 1.8 mm

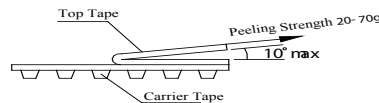
RoHS/RoHS II Compliant

Pb in ceramic, exemption (7c-1)

This product is not Moisture Sensitive - MSL = 1

Packaging

Test Condition for Peel-Off Strength



Caution

1. Do not apply excess mechanical stress to the component and terminals during soldering. Do not use this product if it is bent or damaged.
2. Do not clean or wash the component for it is not hermetically sealed.
3. Do not use a strong acidity flux with more than 0.2 wt% chlorine content during soldering.
4. Do not place or use the item close to fire.
5. Please ensure the component is thoroughly evaluated in your application circuit as the specification mentions the quality of the component as a single unit.
6. Expiry date (Shelf life) of the products is 12 months after the date of delivery under the conditions of a sealed and an unopened package. Please use the products within 12 months after delivery. If the item is stored for more than 12 months, use caution before use as the item may be degraded in the solderability or develop rust. Please confirm solderability and characteristics for the products regularly.

ATTENTION: Abracon LLC's products are COTS – Commercial-Off-The-Shelf products; suitable for Commercial, Industrial and, where designated, Automotive Applications. Abracon's products are not specifically designed for Military, Aviation, Aerospace, Life-dependent Medical applications or any application requiring high reliability where component failure could result in loss of life and/or property. For applications requiring high reliability and/or presenting an extreme operating environment, written consent and authorization from Abracon LLC is required. Please contact Abracon LLC for more information.



5101 Hidden Creek Ln Spicewood TX 78669
Phone: 512-371-6159 | Fax: 512-351-8858
For terms and conditions of sales, please visit:
www.abracon.com

REVISED: 04-19-19

ABRACON IS
ISO9001-2015
CERTIFIED