

THINKING ELECTRONIC INDUSTRIAL CO., LTD.

HEAD OFFICE: 12F, No.93, Dashun 1st Rd., Zuoying Dist., Kaohsiung, Taiwan

TEL: 886-7-5577660 FAX: 886-7-5570560

MANUFACTURING SITE

- KAOHSIUNG FACTORY 1: No. 51, Kaifa Rd., N.E.P.Z, Kaohsiung City 81170, Taiwan
TEL: 886-7-9616668 FAX: 886-7-9616698
- KAOHSIUNG FACTORY 2: No. 2-2, Xinjian S. Rd., N.E.P.Z., Kaohsiung City 81170, Taiwan
TEL: 886-7-9630001 FAX: 886-7-3635113
- CHANGZHOU FACTORY: No.6 Longmen Rd., Wujin High & New-Tech Industrial
Development Zone, Changzhou, Jiangsu, China 213161
TEL: 86-519-86578999 FAX: 86-519-86558643
- DONG GUAN FACTORY: No.45, East Rd., Sha-Tao Dist., Chang-An Town,
Dongguan City, Guangdong, China 523863
TEL: 86-769-85542016 FAX: 86-769-85546890
- YICHANG FACTORY: No. 283 Xiaoting Avenue, Xiaoting Dist., Yichang
City 443007, Hubei, China
TEL: 86-717-6510010 FAX: 86-717-6511430



SPECIFICATION FOR APPROVAL

CUSTOMER	立創電子
CERTIFIED MODEL/TYPE	TPM1P471M100
PART NO.	TPM1P471M100R (RoHS+HF)
APPLICATION	
CUSTOMER P/N	
ISSUE DATE	Dec. 29, 2020
REV. NO.	
REV. DATE	

FOR CUSTOMER APPROVAL	CHECKED BY
	<i>Shu Ling Fu</i>
	APPROVED BY
	<i>Chun Chu Tu</i>





REVISED RECORD SHEET

REV. NO	REV. DATE	REVISED CONTENT



INDEX	Page
■ Part Number Code	1
■ Structure and Dimensions	2
■ Electrical Characteristics	2
■ Reliability	3
■ Soldering Recommendation	4
■ Recommended Soldering Pad Dimensions	5
■ RoHS Compliant Declaration	5
■ Warehouse Storage Conditions of Products	5
■ Packaging	6
■ Safety Approvals & Certificates & Test Report	7
■ Protective Threshold Current Range	8

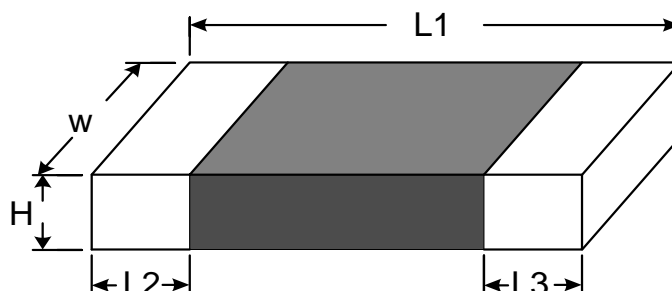
Part Number Code

Example :

TPM **1** **P** **471** **M** **100** **R**
(1) (2) (3) (4) (5) (6) (7)

No.	Item	Digit	Specification
(1)	Product Type	TPM	Thinking CPTC thermistor TPM type
(2)	Size (EIA)	1	0603
(3)	Type Series	P	Over current protection series
(4)	Zero Power Resistance at 25°C	471	$47 \times 10^1 = 470\Omega$
(5)	Tolerance of R_{25}	M	$\pm 20\%$
(6)	Curie Point Temperature	100	$T_c = 100^\circ\text{C}$
(7)	Packaging	R	Reel

Structure and Dimensions



(unit : mm)


L1	W	H max.	L2 and L3
1.60±0.15	0.80±0.15	0.95	0.40±0.20

Electrical Characteristics

Part No.	Curie Point Temperature	Zero Power Resistance at 25°C	Non-operating Current		Trip Current	
	T _c (°C)	R ₂₅ (Ω)	(at +60°C) (mA)	(at +25°C) (mA)	(at+25°C) (mA)	(at -10°C) (mA)
TPM1P471M100R	100±10	470±20%	7	10	21	25

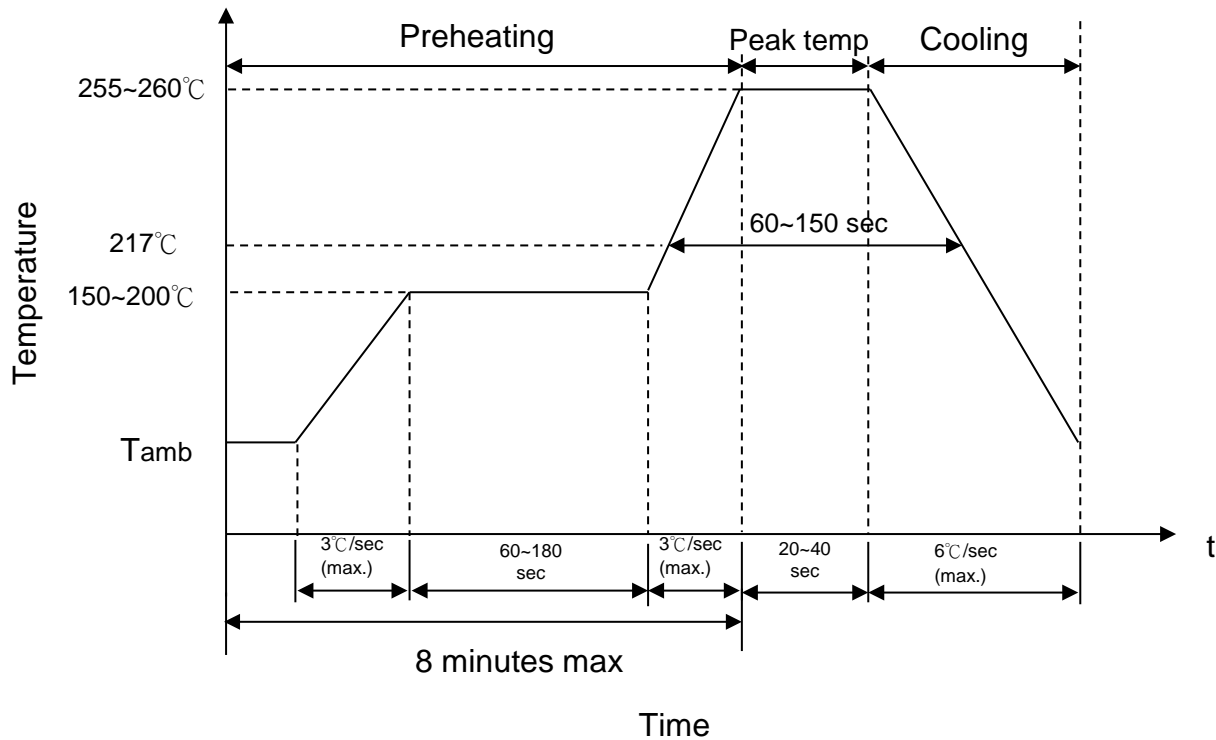
Part No.	Max. Voltage	Max. Current	Operating Temperature Range(at V=0)	Operating Temperature Range(at Vmax.)
	V _{max.} (V _{DC})	I _{max.} (mA)	(°C)	(°C)
TPM1P471M100R	24	60	-40 ~ +125	-10 ~ +60

Reliability

Item	Standard	Test conditions / Methods	Specifications															
Bending Strength	IEC 60068-2-21	Warp : 2mm ; Speed < 0.5mm/sec. Duration : 10 sec on PCB. 	No visible damage $ \Delta R_{25}/R_{25} \leq 10\%$															
Damp Heat, Steady State	IEC 60068-2-78	$60 \pm 2\text{ }^\circ\text{C}$, 90 ~ 95% RH , 1000± 24 hrs	No visible damage $ \Delta R_{25}/R_{25} \leq 20\%$															
High Temp. Storage	IEC 60068-2-2	$125 \pm 3\text{ }^\circ\text{C}$, 1000 ± 24 hrs	No visible damage $ \Delta R_{25}/R_{25} \leq 20\%$															
Low Temp. Storage	IEC 60068-2-1	$-40 \pm 3\text{ }^\circ\text{C}$, 1000 ± 24 hrs	No visible damage $ \Delta R_{25}/R_{25} \leq 20\%$															
Rapid Change of Temperature	IEC 60068-2-14	The conditions shown below shall be repeated 5 cycles on PCB <table border="1" data-bbox="523 974 1168 1288"> <thead> <tr> <th>Step</th> <th>Temperature (°C)</th> <th>Period (minutes)</th> </tr> </thead> <tbody> <tr> <td>1</td> <td>-40 ± 5</td> <td>30 ± 3</td> </tr> <tr> <td>2</td> <td>Room temperature</td> <td>5 ± 3</td> </tr> <tr> <td>3</td> <td>125 ± 5</td> <td>30 ± 3</td> </tr> <tr> <td>4</td> <td>Room temperature</td> <td>5 ± 3</td> </tr> </tbody> </table>	Step	Temperature (°C)	Period (minutes)	1	-40 ± 5	30 ± 3	2	Room temperature	5 ± 3	3	125 ± 5	30 ± 3	4	Room temperature	5 ± 3	No visible damage $ \Delta R_{25}/R_{25} \leq 20\%$
Step	Temperature (°C)	Period (minutes)																
1	-40 ± 5	30 ± 3																
2	Room temperature	5 ± 3																
3	125 ± 5	30 ± 3																
4	Room temperature	5 ± 3																
High Temp. Endurance Load	Specification Standard	$60 \pm 3\text{ }^\circ\text{C}$, Vmax. for 1.5hrs on / 0.5hrs off , 1000 ± 24 hrs	No visible damage $ \Delta R_{25}/R_{25} \leq 20\%$															
Climatic Sequence	IEC 60738-1 7.22	a. 125°C x 16 hrs b. 1st cycle : $40\text{ }^\circ\text{C}$ 95 %RH x 24 hrs c. $-40\text{ }^\circ\text{C}$ x 2 hrs d. 5 cycles : 40°C 95% RH x 24 hrs / Cycle	No visible damage $ \Delta R_{25}/R_{25} \leq 20\%$															
Solderability	IEC 60068-2-58	$245 \pm 5\text{ }^\circ\text{C}$, $3 \pm 0.3\text{ sec}$	At least 95% of terminal electrode is covered by new solder															
Resistance to Soldering Heat	IEC 60068-2-58	8.1.2.2 Solder reflow method Preheating: $150\sim 180^\circ\text{C}$,60~120 secs. Peak temp.: $245\sim 255^\circ\text{C}$, $\leq 20\text{ secs.}$ (reflow)	No visible damage $ \Delta R_{25}/R_{25} \leq 20\%$															

Soldering Recommendation

■ IR-Reflow Soldering Profile

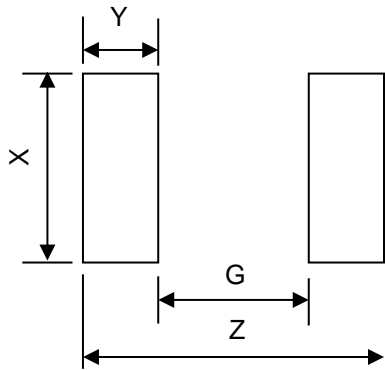


Note : Suitable for reflow soldering only.

■ Recommended Reworking Conditions with Soldering Iron

Item	Conditions
Temperature of Soldering Iron-tip	360°C (max.)
Soldering Time	3 sec (max.)
Diameter of Soldering Iron-tip	φ 3mm (max.)
Caution: Not to touch the component surface with soldering iron directly to prevent component damage.	

Recommended Soldering Pad Dimensions



Size (EIA)	0603
Z	2.8 mm
G	0.8 mm
X	1.0 mm
Y	1.0 mm

RoHS Compliant Declaration

We hereby declare that the components delivered to your company are compliant with RoHS directive 2015/863/EU.

Warehouse Storage Conditions of Products

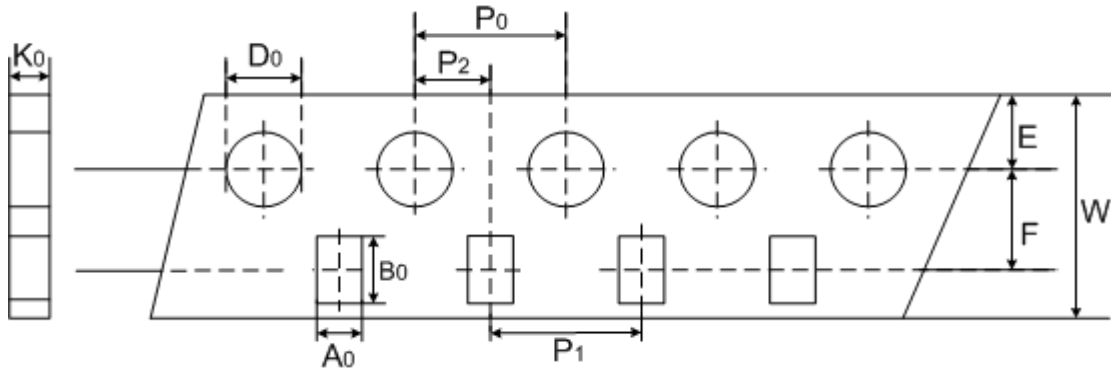
(I) Storage Conditions :

- 1.Storage Temperature : -10°C ~+40°C
- 2.Relative Humidity : $\leq 75\%RH$
- 3.Keep away from corrosive atmosphere and sunlight.

(II) Period of Storage : 1 year

Packaging

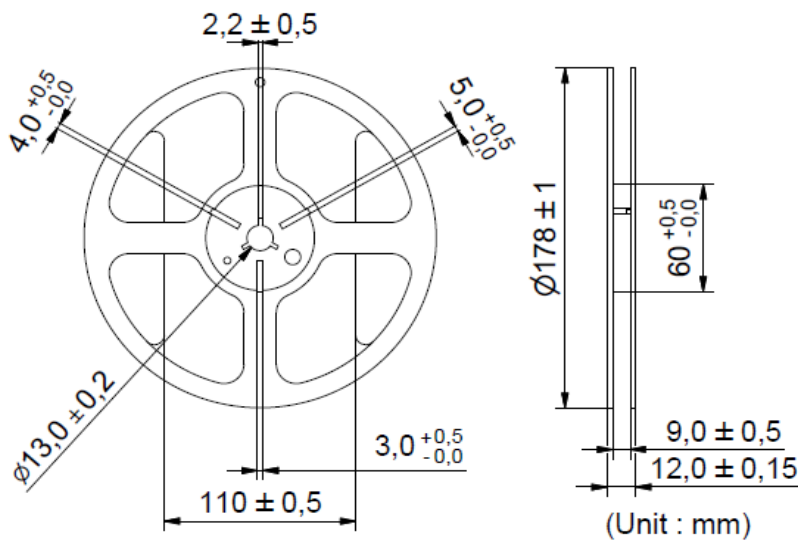
■ Taping specification (0603 Series)



(Unit : mm)

Index	A_0	B_0	W	E	F	P_1	P_2	P_0	D_0	K_0
Size	± 0.2	± 0.2	± 0.2	± 0.1	± 0.05	± 0.1	± 0.05	± 0.1	± 0.1	± 0.1
0603	1.1	1.9	8	1.75	3.5	4	2	4	1.55	0.95

■ Quantity (4000 pcs / reel)



(Unit : mm)

Safety Approvals (Certified Model/Type : TPM1P471M100)



* UL 1434 / cUL recognized (File # E138827)



* TUV recognized (File # R 50193877)

Certificates

- (1) IATF 16949 certificate
- (2) ISO 9001 certificate
- (3) QC 080000 certificate

Test Report

- (1) RoHS test report
- (2) Halogen-free test report

Protective Threshold Current Range

TPM1P471M100R

