


## Features

- 7pin SIP Package with Industry-Standard Footprint
- Input / Output Isolation Voltage: 3kVDC
- High Efficiency
- Lead Free Design, RoHS Compliant
- Operating temperature: -40°C to +105°C
- Meet Safety Standard / Approval: IEC / EN60950-1



## Applications

These converters are well suitable for battery operated equipment, measurement equipment, telecom, wireless network, Industry control system, everywhere where isolated, tightly regulated voltages and compact size are required.

**Technical Specification** All specifications are typical at nominal input, full load and 25°C unless otherwise stated.

| Model Number | Input Voltage Range(V) | Output Voltage (V)      | Output Current (mA) <sup>(1)</sup> |         | Input Current (mA) Typ. |           | Eff. (%) <sup>(2)</sup> Typ. | Capacitive Load, max. <sup>(3)</sup> (uF) |
|--------------|------------------------|-------------------------|------------------------------------|---------|-------------------------|-----------|------------------------------|-------------------------------------------|
|              |                        |                         | Full Load                          | No Load | No Load                 | Full Load |                              |                                           |
| DKB2-05S0PH3 | 4.5-5.5<br>Nominal:5   | 3.3                     | 400                                | 35      | 338                     | 78        | 68                           |                                           |
| DKB2-05S1PH3 |                        | 5                       | 400                                |         | 500                     | 80        | 47                           |                                           |
| DKB2-05SAPH3 |                        | 9                       | 220                                |         | 477                     | 83        | 33                           |                                           |
| DKB2-05S2PH3 |                        | 12                      | 166                                |         | 475                     | 84        | 22                           |                                           |
| DKB2-05S3PH3 |                        | 15                      | 133                                |         | 475                     | 84        | 22                           |                                           |
| DKB2-05S5PH3 |                        | 24                      | 83                                 |         | 475                     | 84        | 10                           |                                           |
| DKB2-05SLPH3 |                        | 25                      | 80                                 |         | 475                     | 84        | 10                           |                                           |
| DKB2-05D0PH3 |                        | ±3                      | ±200                               |         | 338                     | 78        | 33/33                        |                                           |
| DKB2-05D1PH3 |                        | ±5                      | ±200                               |         | 500                     | 80        | 22/22                        |                                           |
| DKB2-05DAPH3 |                        | ±9                      | ±110                               |         | 477                     | 83        | 10/10                        |                                           |
| DKB2-05D2PH3 |                        | ±12                     | ±83                                |         | 475                     | 84        | 10/10                        |                                           |
| DKB2-05D3PH3 |                        | ±15                     | ±66                                |         | 475                     | 84        | 10/10                        |                                           |
| DKB2-05D5PH3 |                        | ±24                     | ±42                                |         | 475                     | 84        | 4.7/4.7                      |                                           |
| DKB2-12S0PH3 |                        | 10.8-13.2<br>Nominal:12 | 3.3                                |         | 400                     | 15        | 143                          | 77                                        |
| DKB2-12S1PH3 | 5                      |                         | 400                                | 208     | 80                      |           | 47                           |                                           |
| DKB2-12SAPH3 | 9                      |                         | 220                                | 199     | 83                      |           | 33                           |                                           |
| DKB2-12S2PH3 | 12                     |                         | 166                                | 198     | 84                      |           | 22                           |                                           |
| DKB2-12S3PH3 | 15                     |                         | 133                                | 198     | 84                      |           | 22                           |                                           |
| DKB2-12S5PH3 | 24                     |                         | 83                                 | 198     | 84                      |           | 10                           |                                           |
| DKB2-12D0PH3 | ±3.3                   |                         | ±200                               | 143     | 77                      |           | 33/33                        |                                           |
| DKB2-12D1PH3 | ±5                     |                         | ±200                               | 208     | 80                      |           | 22/22                        |                                           |
| DKB2-12DAPH3 | ±9                     |                         | ±110                               | 199     | 83                      |           | 10/10                        |                                           |
| DKB2-12D2PH3 | ±12                    |                         | ±83                                | 198     | 84                      |           | 10/10                        |                                           |
| DKB2-12D3PH3 | ±15                    |                         | ±66                                | 198     | 84                      |           | 10/10                        |                                           |

| Model Number | Input Voltage Range(V)  | Output Voltage (V)      | Output Current (mA) <sup>(1)</sup> | Input Current (mA) Typ. |           | Eff. (%) <sup>(2)</sup> Typ. | Capacitive Load, max. <sup>(3)</sup> (uF) |
|--------------|-------------------------|-------------------------|------------------------------------|-------------------------|-----------|------------------------------|-------------------------------------------|
|              |                         |                         |                                    | No Load                 | Full Load |                              |                                           |
| DKB2-15S0PH3 | 13.5-16.5<br>Nominal:15 | 3.3                     | 400                                | 12                      | 114       | 77                           | 68                                        |
| DKB2-15S1PH3 |                         | 5                       | 400                                |                         | 167       | 80                           | 47                                        |
| DKB2-15SAPH3 |                         | 9                       | 220                                |                         | 159       | 83                           | 33                                        |
| DKB2-15S2PH3 |                         | 12                      | 166                                |                         | 158       | 84                           | 22                                        |
| DKB2-15S3PH3 |                         | 15                      | 133                                |                         | 158       | 84                           | 22                                        |
| DKB2-15S5PH3 |                         | 24                      | 83                                 |                         | 158       | 84                           | 10                                        |
| DKB2-15D0PH3 |                         | ±3.3                    | ±200                               |                         | 114       | 77                           | 33/33                                     |
| DKB2-15D1PH3 |                         | ±5                      | ±200                               |                         | 167       | 80                           | 22/22                                     |
| DKB2-15DAPH3 |                         | ±9                      | ±110                               |                         | 159       | 83                           | 10/10                                     |
| DKB2-15D2PH3 |                         | ±12                     | ±83                                |                         | 158       | 84                           | 10/10                                     |
| DKB2-15D3PH3 |                         | ±15                     | ±66                                |                         | 158       | 84                           | 10/10                                     |
| DKB2-24S0PH3 |                         | 21.6-26.4<br>Nominal:24 | 3.3                                |                         | 400       | 8                            | 71                                        |
| DKB2-24S1PH3 | 5                       |                         | 400                                | 104                     | 80        |                              | 47                                        |
| DKB2-24SAPH3 | 9                       |                         | 220                                | 99                      | 83        |                              | 33                                        |
| DKB2-24S2PH3 | 12                      |                         | 166                                | 99                      | 84        |                              | 22                                        |
| DKB2-24S3PH3 | 15                      |                         | 133                                | 99                      | 84        |                              | 22                                        |
| DKB2-24S5PH3 | 24                      |                         | 83                                 | 99                      | 84        |                              | 10                                        |
| DKB2-24D0PH3 | ±3.3                    |                         | ±200                               | 71                      | 77        |                              | 33/33                                     |
| DKB2-24D1PH3 | ±5                      |                         | ±200                               | 104                     | 80        |                              | 22/22                                     |
| DKB2-24DAPH3 | ±9                      |                         | ±110                               | 99                      | 83        |                              | 10/10                                     |
| DKB2-24D2PH3 | ±12                     |                         | ±83                                | 99                      | 84        |                              | 10/10                                     |
| DKB2-24D3PH3 | ±15                     |                         | ±66                                | 99                      | 84        |                              | 10/10                                     |

## Input Specifications

|                   |            |
|-------------------|------------|
| 5V nominal input  | 4.5-5.5V   |
| 12V nominal input | 10.8-13.2V |
| 15V nominal input | 13.5-16.5V |
| 24V nominal input | 21.6-26.4V |

Input filter Capacitor

## Environmental Specifications

|                               |                 |
|-------------------------------|-----------------|
| Operating ambient temperature | -40°C to +105°C |
| Maximum case temperature      | +125°C          |
| Storage temperature range     | -55°C to +125°C |
| Relative humidity             | 95% RH max.     |

## Output Specifications

Output power 2Watts max.

|                  |                           |              |
|------------------|---------------------------|--------------|
| Voltage accuracy | Nominal Vin and full load |              |
|                  | 3.3Vdc                    | 3.135-3.399V |
|                  | 5Vdc                      | 4.75-5.15V   |
|                  | 9Vdc                      | 8.73-9.18V   |
|                  | 12Vdc                     | 11.64-12.24V |
|                  | 15Vdc                     | 14.55-15.30V |
|                  | 24Vdc                     | 23.52-24.36V |
| 25Vdc            | 24.50-25.37V              |              |

Voltage balance Dual output ±1% max.

Minimum load 10% load of full load

Line regulation For Vin change of 1% ±1.2% Typ.

|                 |                               |          |
|-----------------|-------------------------------|----------|
| Load regulation | Nominal Vin and 10%-100% load |          |
|                 | 3.3Vdc                        | 15% Typ. |
|                 | 5Vdc                          | 13% Typ. |
|                 | 9Vdc                          | 9% Typ.  |
|                 | 12Vdc                         | 8% Typ.  |
|                 | 15Vdc                         | 7% Typ.  |
|                 | 24Vdc                         | 6% Typ.  |
| 25Vdc           | 6% Typ.                       |          |

Ripple and Noise (20MHz Bandwidth) 100mVp-p Typ.  
150mVp-p Max.

Maximum capacitive load See table

|                                 |                          |                                |
|---------------------------------|--------------------------|--------------------------------|
| Output short circuit protection | DKB2-24SXP3/DKB2-24DXPH3 | 3S Max.                        |
|                                 | Other models             | Continuous, Automatic recovery |

Temperature coefficient ±0.03%/°C Typ.

## General Specifications

Efficiency Nominal input and full load See table

Isolation voltage Input to output 3000VDC (60 second)

Isolation resistance 500VDC 1000MΩ min.

Isolation capacitance 30pF typ.

Switching frequency 150kHz typ.  
300kHz max.

Reliability, calculated MTBF 2×10<sup>6</sup> Hrs

## Physical Specifications

Case material Plastic (UL94 V-0)

Potting material Epoxy (UL94 V-0)

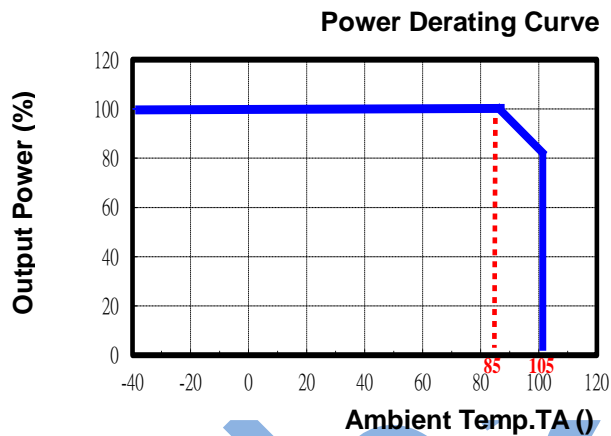
Dimensions 19.6× 10.1× 7.0 mm

Weight 2.5g Typ.

## Note

1. Io below this value will not damage these converters, however, they may not meet all listed specifications.
2. Typical value, tested at nominal input and full load.
3. For each output.
4. Specifications subject to change without notice.
5. This series of products do not support CC mode, CR mode is recommended.
6. In case of long input lines or hot plug-in requirements, we recommended to use an external low ESR capacitor (22uF) near to the converter's input pins.

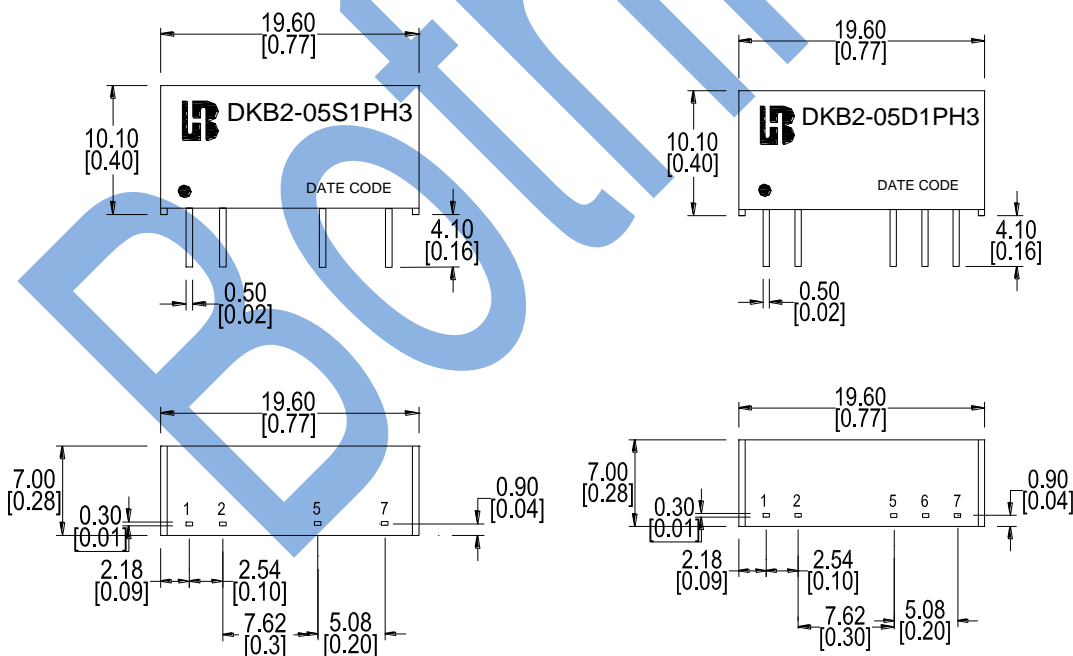
## Power Derating Curve



## Mechanical Dimensions

### Single output

### Dual output

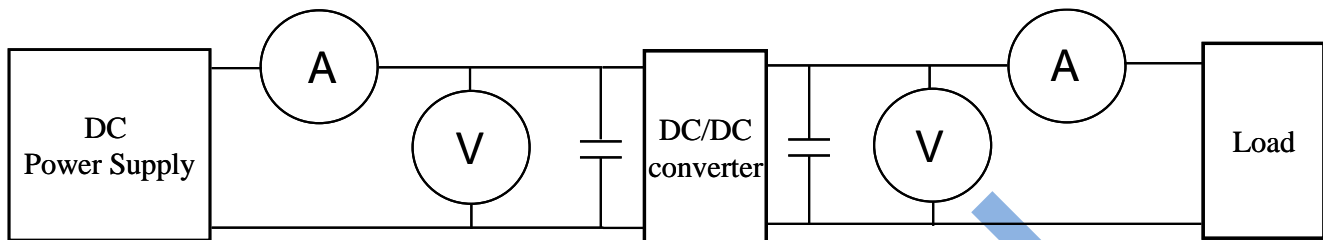


| Pin Assignment |        |        |
|----------------|--------|--------|
| Pin            | Single | Dual   |
| 1              | +Vin   | +Vin   |
| 2              | -Vin   | -Vin   |
| 5              | -Vout  | -Vout  |
| 6              | No pin | Common |
| 7              | +Vout  | +Vout  |

Unit: mm (inch)  
 Pin section tolerances:  $\pm 0.1 (\pm 0.004)$   
 General tolerances:  $\pm 0.5 (\pm 0.02)$

## Test Configurations

All specifications are typical at nominal input, full load and 25°C unless otherwise stated.



©DC Power Supply: It offers a wide voltage and current range precisely.

©Current meter (A): Accuracy → 200μA ~ 200mA 4 ranges ±(0.2% rdg + 2 digits)

2000mA ~ 20A 2 ranges ±(0.3% rdg + 2 digits).

©Voltage meter (V): Accuracy → ±(0.03% rdg + 4 digits).

©Load: At full load.

©Wires: The resistance of the wires must be small.

1. Input voltage range: Narrow input voltage range (±10%)、wide input voltage range (2:1 and 4:1)。

EX: Narrow input voltage range (±10%)

|                   |   |            |
|-------------------|---|------------|
| 5V nominal input  | → | 4.5~5.5V   |
| 12V nominal input | → | 10.8~13.2V |
| 24V nominal input | → | 21.6~26.4V |

Wide input voltage range 2:1

|                   |   |        |
|-------------------|---|--------|
| 5V nominal input  | → | 4.5~9V |
| 12V nominal input | → | 9~18V  |
| 24V nominal input | → | 18~36V |
| 48V nominal input | → | 36~75V |

Wide input voltage range 4:1 (W)

|                   |   |        |
|-------------------|---|--------|
| 24V nominal input | → | 9~36V  |
| 48V nominal input | → | 18~75V |

2. Input power :

$$P_{in} = V_{in} \times I_{in}$$

$V_{in}$ : Input voltage

$I_{in}$ : Input current

3. Output power :

$$P_{out} = V_{out} \times I_{out}$$

$V_{out}$ : Output voltage

$I_{out}$ : Output current

4. Efficiency :

$$\text{Efficiency} = \frac{P_{out}}{P_{in}} \times 100\%$$

$P_{out}$ : Output power

$P_{in}$ : Input power

5. Voltage accuracy:

$$\frac{|V_{out} - V_{out(nominal)}|}{V_{out}} \times 100\%$$

$V_{out}$ : Output voltage

$V_{out(nominal)}$ : Nominal output voltage

## 6. Line regulation:

Narrow input voltage range ( $\pm 10\%$ ) and unregulated output voltage series.

$$\text{Line regulation} = \frac{\Delta V_{out}}{\Delta V_{in}}$$

$$\Delta V_{out} = \frac{V_{out(+10\%)} - V_{out(-10\%)}}{V_{out}} \times 100\%$$

$V_{out(+10\%)}$ : Output voltage at  $V_{in} = 1.1 \times V_{in}(\text{nominal})$  & full load

$V_{out(-10\%)}$ : Output voltage at  $V_{in} = 0.9 \times V_{in}(\text{nominal})$  & full load

$V_{out}$ : Output voltage at  $V_{in} = V_{in}(\text{nominal})$  & full load

$$\Delta V_{in} = \frac{V_{in(+10\%)} - V_{in(-10\%)}}{V_{in}(\text{nominal})} \times 100\%$$

$V_{in(+10\%)}$ : Input voltage =  $1.1 \times V_{in}(\text{nominal})$

$V_{in(-10\%)}$ : Input voltage =  $0.9 \times V_{in}(\text{nominal})$

$V_{in}(\text{nominal})$ : Nominal Input voltage

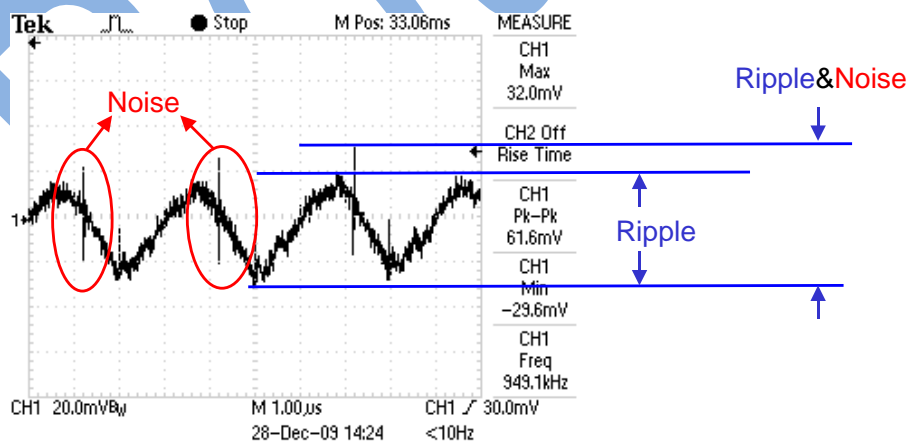
## 7. Load regulation:

$$\frac{|V_{out(FL)} - V_{out(NL)}|}{V_{out(FL)}} \times 100\%$$

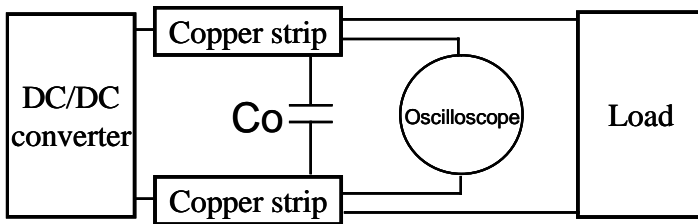
$V_{out(FL)}$ : Output voltage at full load

$V_{out(NL)}$ : Output voltage at 25% full load or 10% full load

## 8. Ripple and Noise: as shown below. The bandwidth is 0-20MHz.

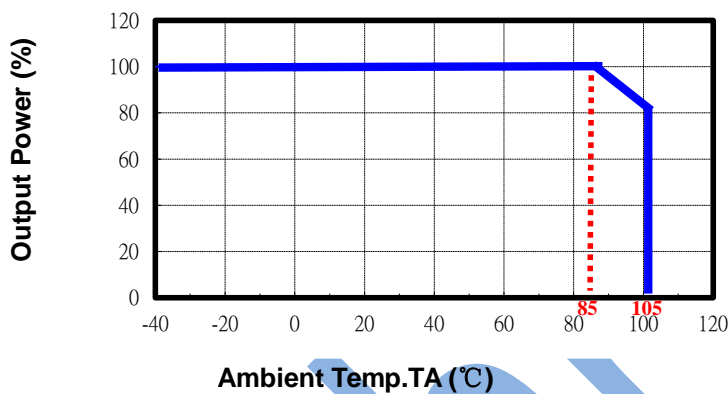


Output Ripple&Noise measurement test circuit: as shown below.



Co: usually 0.47uF.

9. **Temperature derating curve:** The DC-DC converter will operate over a wider temperature range if less power is drawn from the output and the device is already running. The temperature derating curve shows the operating power-temperature range. As shown below.



10. **Switching frequency:** The nominal operating frequency of the DC-DC converters.
11. **Input to output isolation:** The dielectric breakdown strength test between input and output circuits. This is the isolation voltage the device is capable of withstanding for a specified time, usually 1 second or 1 minute.
12. **Input source impedance:** The power module should be connected to low ac-impedance input source.

Highly inductive source impedances can affect the stability of the power module. In applications where power is supplied over long lines and output loading is high, it may be necessary to use a capacitor at the input to ensure startup. Capacitor mounted close to the power module helps ensure stability of the unit, it is commended to use a good quality low Equivalent Series Resistance (ESR <math>< 0.1 \Omega</math> at 100KHz) capacitor of a 22uF for the power module.

