

### General

- Chip size 2512
- Resistance value from 1mΩ to 10mΩ
- High power rating
- Low inductance 0.5nH to 5nH
- Low TCR
- Compatible with RoHS & Halogen free

### Application

- Switching model power supply
- Battery pack
- Notebook, personal computer
- Test Instrument
- Power Amplifier

### Electrical Specifications

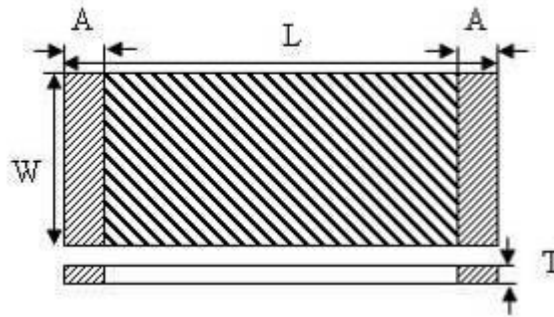
Type	Power Rating at 70°C(W)	Resistance Range (mΩ)	TCR (ppm/°C)	Resistance Tolerance	Operation Temp. Range
2512	3.0	1	±100	±1%(F)	-55°C~+170°C
		2~10	±50		

### Part Number Information

SMA    25    A    3    F    R001    T  
**【1】**    **【2】**    **【3】**    **【4】**    **【5】**    **【6】**    **【7】**

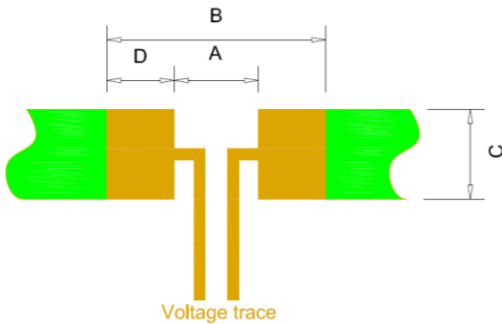
- 【1】** Series Name: SART Metal Strip Type  
**【2】** Chip size: 25: 2512  
**【3】** Material Code: A:Alloy  
**【4】** Power Code: 3: 3W  
**【5】** Resistance Tolerance: F: ±1%  
**【6】** Resistance Code: R001 = 1 mΩ  
**【7】** Packaging Code: T:Tape& Reel    B: Bulk Pack

## Dimensions



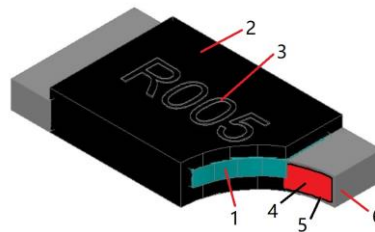
Type	L (mm)	W (mm)	T (mm)	A (mm)
2512	6.40±0.30	3.20±0.30	1.10±0.20	0.80±0.25

## Recommended Land Patterns



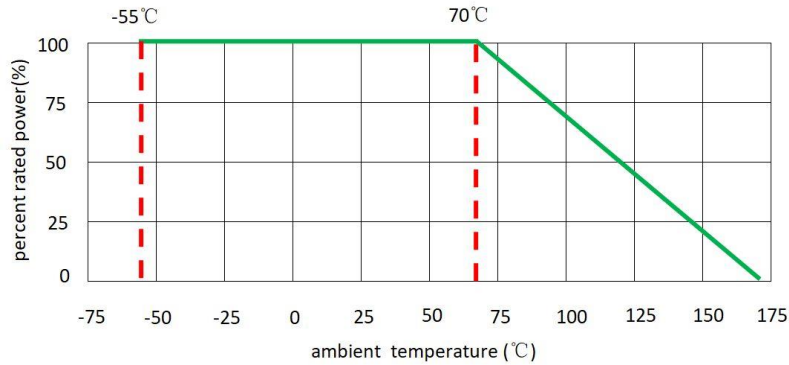
Type	A (mm)	B (mm)	C (mm)	D (mm)
2512	3.18	7.40	3.57	2.11

## Materials



No.	Materials	No.	Materials
1	Alloy	4	Copper
2	Epoxy molding compounds	5	Nickel
3	Marking	6	Tin

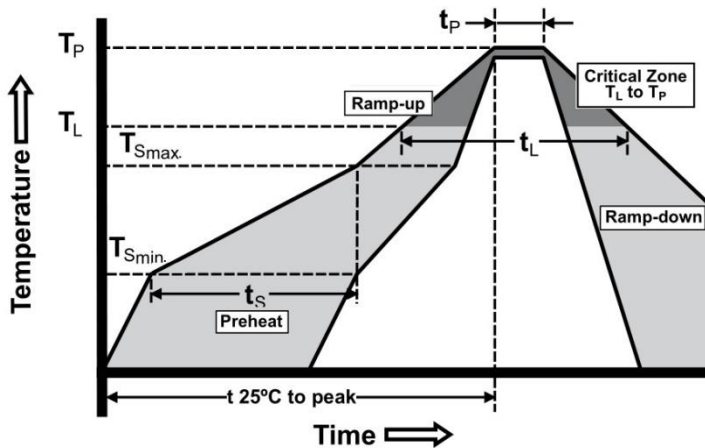
## Power Derating Curve



## Recommended Solder Curve

### 1. Infrared Reflow

- Temperature: 260°C
- Time: 5sec Max.
- Recommend Reflow profile:



Profile Feature	Pb-Free Assembly
Average Ramp-up Rate (T <sub>Smax</sub> to T <sub>p</sub> )	3°C/sec Max.
Preheat Temperature Min.(T <sub>Smin</sub> )	150°C
Temperature Max.(T <sub>Smax</sub> )	200°C
Time(T <sub>Smin</sub> to T <sub>Smax</sub> )	60sec~120sec
Peak Temperature(T <sub>p</sub> )	260°C
Time within 5°C of actual Peak Temperature(T <sub>p</sub> )	5sec
Melting tin time(T <sub>L</sub> )	20sec~30sec
Ramp-down Rate	6°C/sec Max.
Time 25°C to peak Temperature	8 min Max.

### 2. Wave soldering

- Reservoir Temperature: 260°C
- Time in Reservoir: 10sec Max.

### 3. Hand Soldering

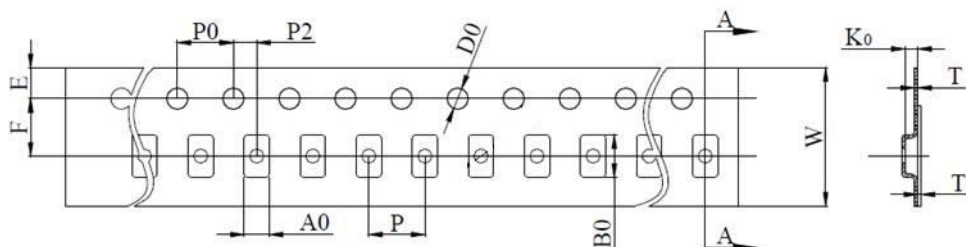
- Temperature: 350°C
- Time: 5sec Max.

## Product Characteristics

Item	Test condition / Methods	Performance	Standard
Short Time Overload	$P = 4P_r$ ; $T = 25^{\circ}\text{C} \pm 2^{\circ}\text{C}$ , $t = 5\text{sec}$	$ \Delta R  \leq \pm(1\% + 0.5 \text{ m}\Omega)$	IEC 60115-1 4.13
Temperature Coefficient of Resistance (TCR)	$\text{TCR} = \frac{(R - R_0)}{R_0} \frac{(T_2 - T_1)}{T_1} \times 10^6$ Test temperature: $+25^{\circ}\text{C} \sim +125^{\circ}\text{C}$	Refer to SART Spec	IEC 60115-1 4.8
Thermal Shock	$-55^{\circ}\text{C} (30\text{min}) / +150^{\circ}\text{C} (30 \text{ min})$ , 100 cycles	$ \Delta R  \leq \pm(1\% + 0.5 \text{ m}\Omega)$	IEC 60115-1 4.19
Resistance to Solder Heat	$265^{\circ}\text{C} \pm 5^{\circ}\text{C}$ , 20sec $\pm$ 1sec	$ \Delta R  \leq \pm(1\% + 0.5\text{m}\Omega)$	IEC 60115-1 4.18
Solderability	$245^{\circ}\text{C} \pm 5^{\circ}\text{C}$ , 3sec $\pm$ 0.5sec	95% coverage Min.	IEC 60115-1 4.17
Load Life	1000 hours at rated power, $70^{\circ}\text{C} \pm 2^{\circ}\text{C}$ , 1.5hours "ON", 0.5hours "OFF"	$ \Delta R  \leq \pm(2\% + 0.5 \text{ m}\Omega)$	IEC 60115-1 4.25.1
Moisture Load Life ( $60^{\circ}\text{C}$ 、95%RH)	$T = 60^{\circ}\text{C} \pm 2^{\circ}\text{C}$ ; RH=95% ; $V_{\text{test}} = V_{\text{max}}$ ; $t = 1.5\text{hours}$ "ON", 0.5hours "OFF" , 1000hours	$ \Delta R  \leq \pm(2\% + 0.5 \text{ m}\Omega)$	IEC 60115-1 4.24
Bending test	Bending width 2mm, Epoxy thickness 1.6mm, Fulcrums distance 90mm	$ \Delta R  \leq \pm(1\% + 0.5 \text{ m}\Omega)$	IEC 60115-1 4.33
High Temp. Exposure	$T = +170^{\circ}\text{C} \pm 2^{\circ}\text{C}$ ; $t = 1000\text{hours}$	$ \Delta R  \leq \pm(1\% + 0.5 \text{ m}\Omega)$	IEC60115-1 4.25
Low Temp. Storage	$T = -55^{\circ}\text{C} \pm 2^{\circ}\text{C}$ ; $t = 1000\text{hours}$	$ \Delta R  \leq \pm(1\% + 0.5 \text{ m}\Omega)$	IEC60115-1 4.25
Mechanical Shock	$a = 100\text{G}$ , $t = 11\text{ms}$ , 5 times shock	$ \Delta R  \leq \pm(1\% + 0.5 \text{ m}\Omega)$	IEC60115-1 4.21

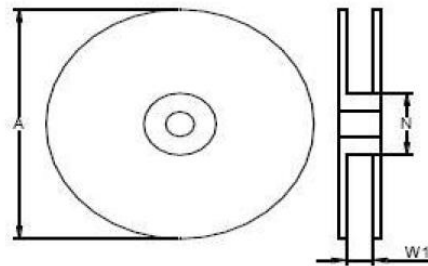
## Packaging

### 1. Tape Packaging Dimensions



Type	A0 (mm)	B0 (mm)	W (mm)	F (mm)	E (mm)	T (mm)
2512	3.40±0.20	6.75±0.20	12.00±0.30	5.50±0.10	1.75±0.10	0.20±0.10
Type	P (mm)	P0 (mm)	P2 (mm)	D0 (mm)	T1 (mm)	K0 (mm)
2512	4.00±0.10	4.00±0.10	2.00±0.10	1.55±0.10	Max. 0.10	1.3 <sup>+0.20</sup> <sub>-0.10</sub>

## 2. Reel Dimensions

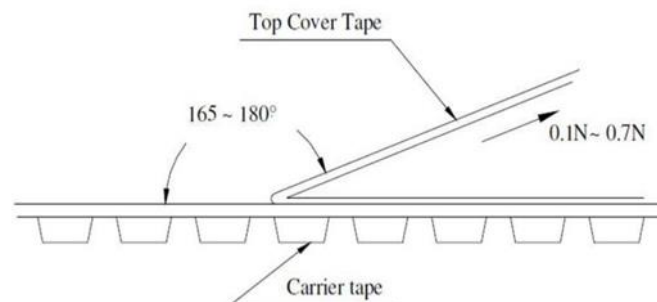


Type	A (mm)	N (mm)	W1 (mm)
2512	178.00±5.00	60.00±2.00	13.00±1.00

## 3. Quantity of Package

Type	2512
Quantity(PCS)	3000

## 4. Peeling Test



## Storage

- The ambient temperature shall be between 5°C~30°C.
- The relative humidity recommended for storage is between 25%RH~60%RH.
- Sealed plastic bags with desiccant shall be used to reduce the oxidation of the termination and shall only be opened prior to use.
- The products shall not be stored in areas where harmful gases containing sulfur or chlorine are present.