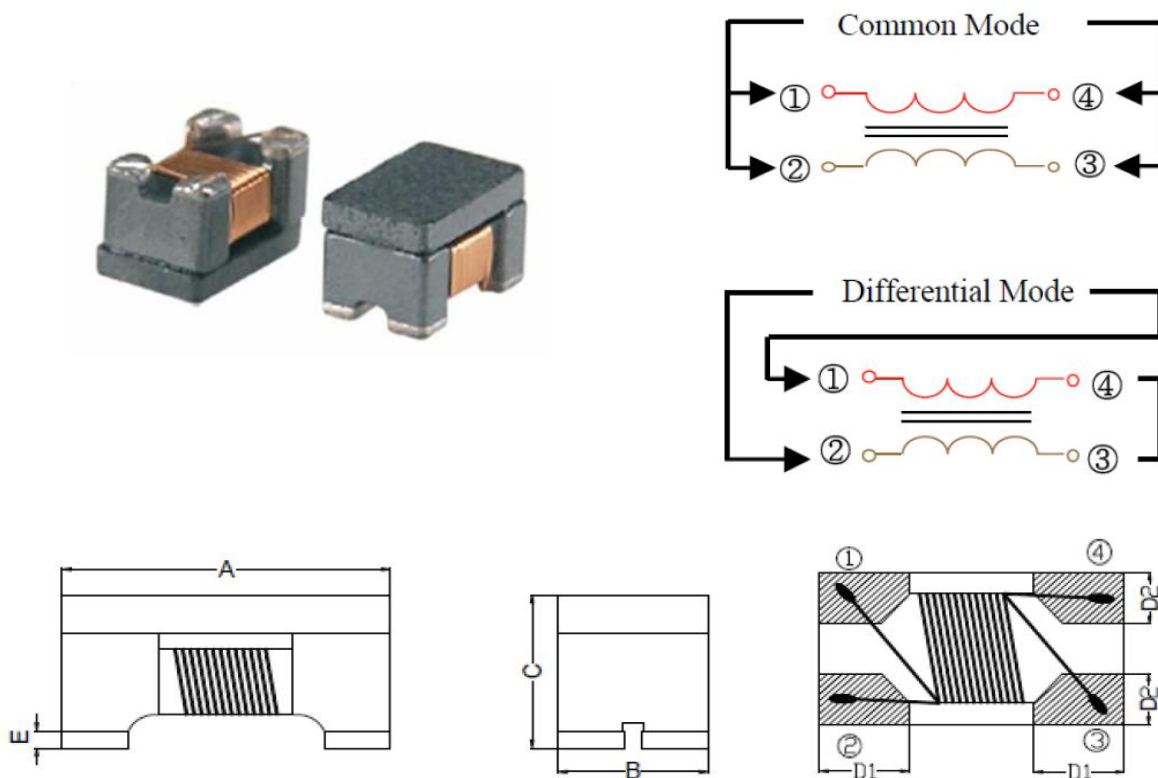


1、 Features

- A、 High common mode impedance at high frequency cause excellent noise suppression performance.
- B、 SMW2012C series realizes small size and low profile. 2.0x1.2x1.2 mm.
- C、 100% Lead(Pb) & Halogen-Free and RoHS compliant.

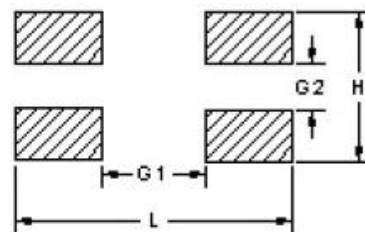
2、 Dimensions



Series	A(mm)	B(mm)	C(mm)	D1(mm)	D2(mm)	E(mm)
SMW2012C	2.0±0.2	1.2±0.2	1.2±0.2	0.50±0.1	0.50±0.1	0.15±0.1

3、 Recommend Land Pattern Dimensions

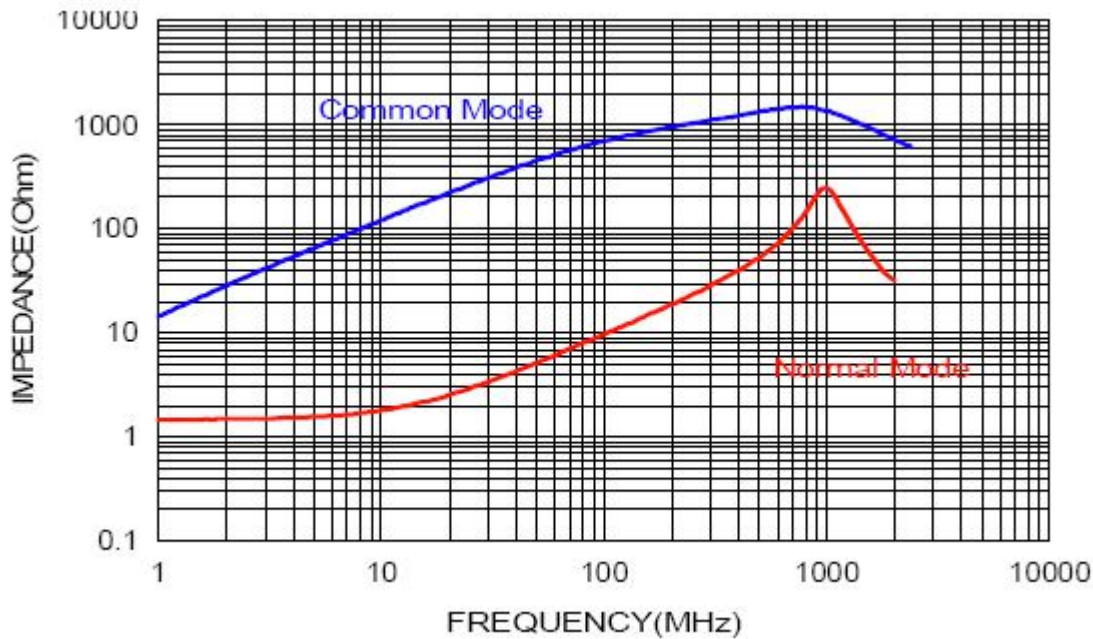
L (mm)	H (mm)	G1(mm)	G2(mm)
2.60	1.40	1.25	0.45



4、Specification

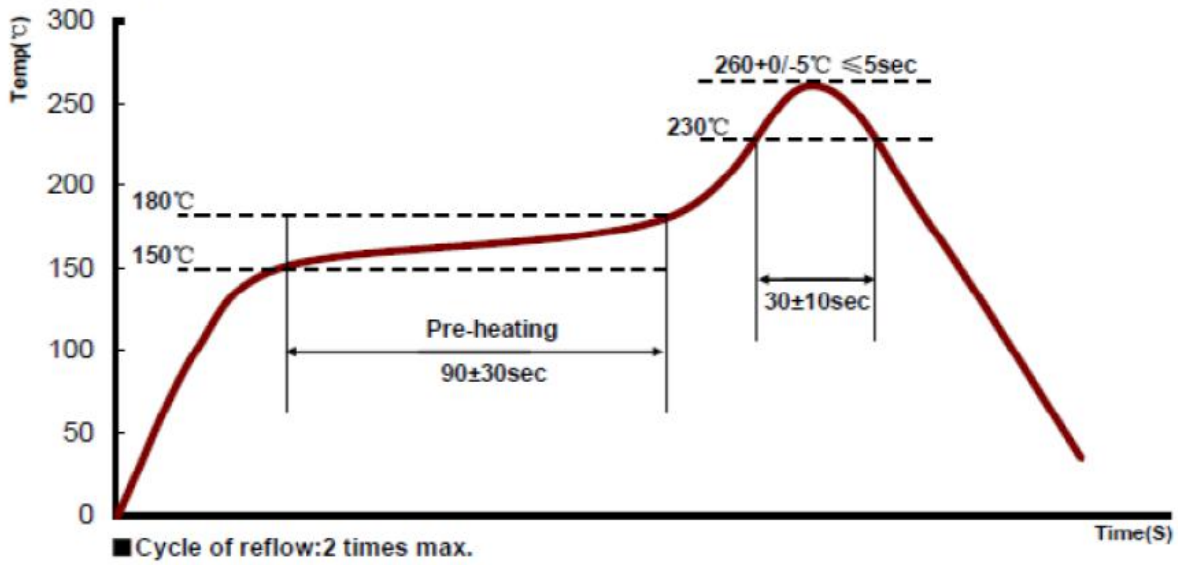
Part Number	Common mode Impedance (Ω)	Test Frequency (MHz)	DC Resistance (Ω) Max.	Reted Current (mA) Max.	Reted Volt. (Vdc) Max.	Withstand Volt.(Vdc) Max.	IR(Ω) Min.
SMW2012C801BTE	800 \pm 25%	100	0.88	300	50	125	10M

5、Typical Impedance v.s. Frequency Curve

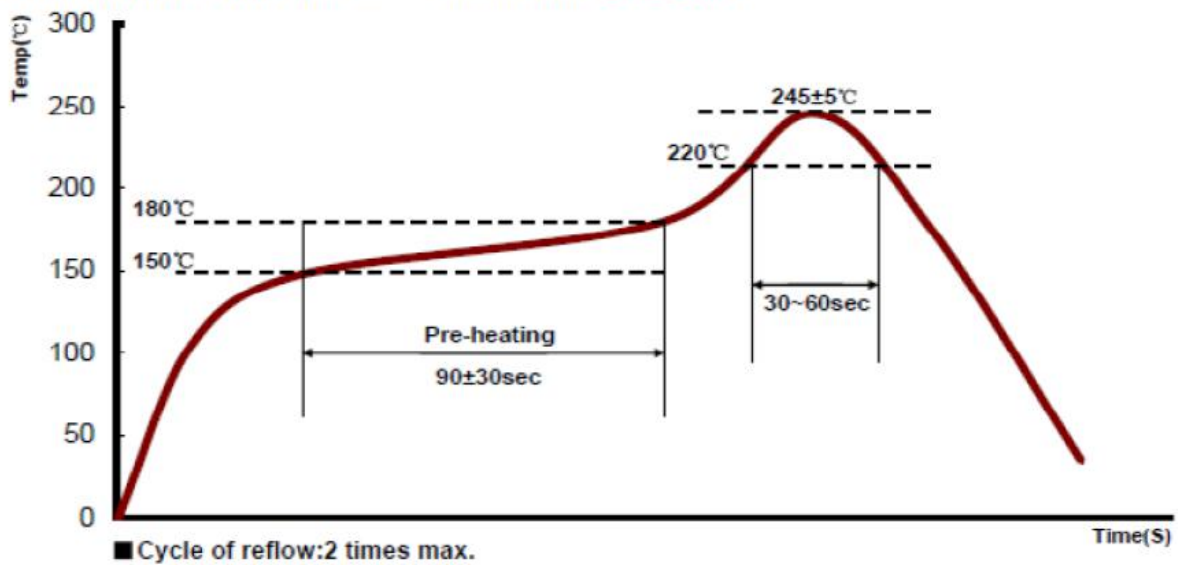


6、Rflow-Profile

Limit Profile



Standard Profile (for EOC Solder paste S70G-HF)

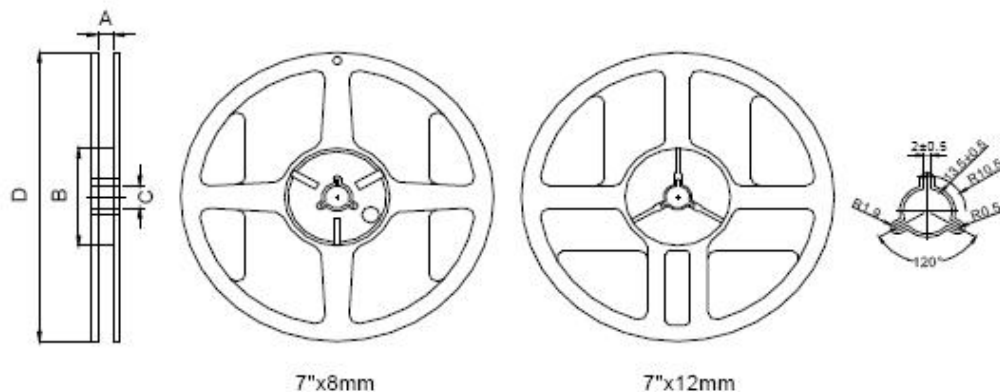


7、Reliability and Test Condition

Item	Performance	Test Condition
Operating temperature	-40~+125°C	
Storage temperature and	-10~+40°C,50~60%RH (Product without taping)	
Electrical Performance Test		
Inductance	Refer to standard electrical characteristics list.	HP4284A,CH11025,CH3302,CH1320,CH1320S
DCR		CH16502,Agilent33420A Micro-Ohm Meter.
Saturation Current (Isat)	△L30% typical.	Saturation DC Current (Isat) will cause L0 to drop △L(%) (keep quickly).
Heat Rated Current (Irms)	Approximately △T≤40°C	Heat Rated Current (Irms) will cause the coil temperature rise △T(°C) without core loss.
Reliability Test		
High Temperature Exposure Test	Electric specifications should be satisfied	Temperature:125±2°C. Duration:1000±12hrs. Measured at room temperature after placing for 2 to 3hrs. (MIL-PRF-27)
Low Temperature Life Test		Temperature:-40±2°C. Duration:500±12hrs. Measured at room temperature after placing for 2 to 3hrs.
Biased Humidity Test		Humidity:85±3%RH. Temperature:85±2°C. Duration:1000±12hrs. Measured at room temperature after placing for 2 to 3hrs (AEC-Q200-REV C)
Thermal shock test		Condition for 1 cycle Step1:-40+0 / -2°C 15±1 min. Step2:Room temperature within ≤0.2min. Step3:+125+2 / -0°C 15±1min. Number of cycles:300 Measured at room temperature after placing for 2 to 3hrs. (AEC-Q200-REV C)
Vibration test		Frequency: 10-2000-10Hz for 20 min. Amplitude: Parts mounted within 2" from any secure point. Directions and times: X, Y, Z directions for 20 min. This cycle shall be performed 12 times in each of three mutually
Reflow test		Pre-heat : 150±5°C Duration : 5 minutes Temperature : 260±5°C · 20~40 seconds (IPC/JEDECJ-STD-020C)
Solder test		Terminals should be covered by over 95% solder on visual inspection

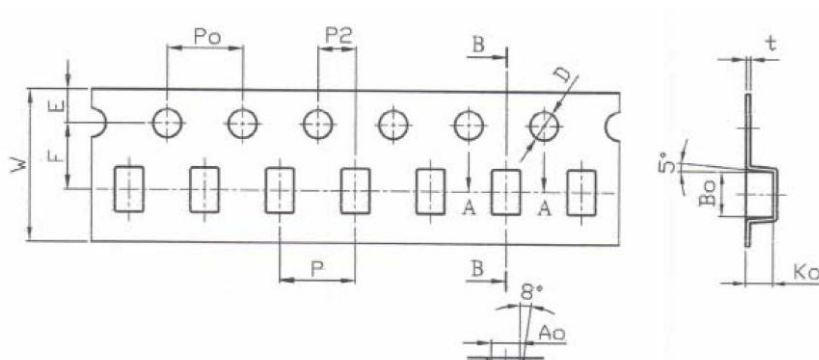
8、Packaging Information

A、Reel Dimension



Type	A(mm)	B(mm)	C(mm)	D(mm)
7"x8mm	9.0±0.5	60±2	13.5±0.5	178±2

B、Tape Dimension / 8mm



Series	W(mm)	P(mm)	E(mm)	F(mm)	P2(mm)	D(mm)	P0(mm)	A0(mm)	B0(mm)	K0(mm)	t(mm)
SMW2012C	8.00±0.10	4.00±0.10	1.75±0.10	3.50±0.05	2.00±0.05	1.50+0.10/-0.00	4.00±0.10	1.50±0.10	2.35±0.10	1.45±0.10	0.28±0.05

C、Packaging Quantity : 2000 PCS