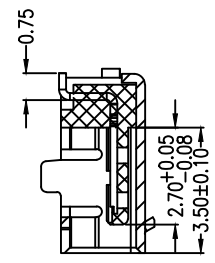
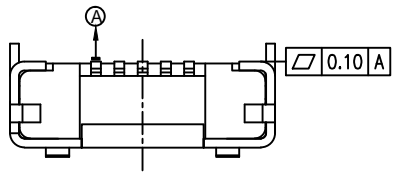
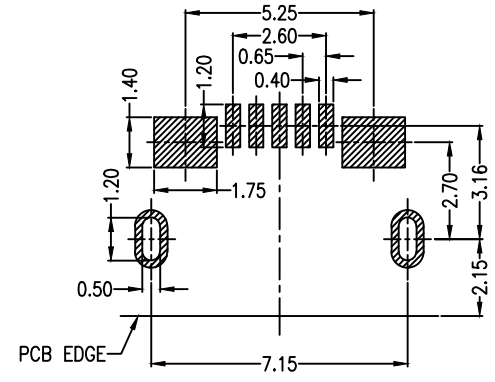
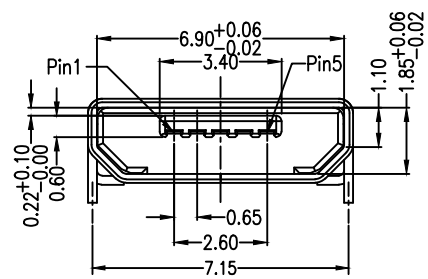
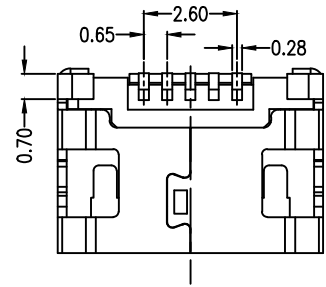
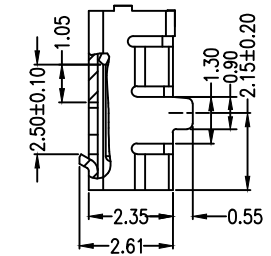
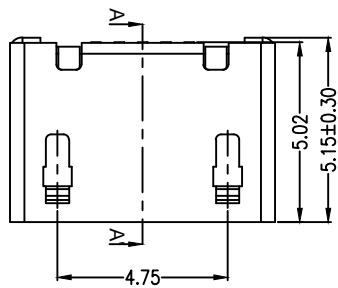


MAPX	MODIFICATION	DATE



SECTION A-A'



RECOMMENDED PCB LAYOUT

PCB图仅供参考

- Note:
1. Material:
 - 1.1 Housing: High temperature thermoplastic with g.f, UL94v-0
 - 1.2 Contact: copper alloy, t=0.20mm
 - 1.3 Shell: copper or sus304, t=0.25mm
 2. Specification:
 - 2.1 Current rating: 1.5PIN 1.8A Max/2,3,4PIN 1A Max.
 - 2.2 Dielectric withstanding voltage: 100 V(ac) for 1 min.
 - 2.3 Contact resistance: 30 mΩ Max.
 - 2.4 Insulation resistance: 100 MΩ Min.
 - 2.5 Total mating force: 3.57 Kgf Max.
 - 2.6 Total unmating force: 1.0 Kgf Min.
 - 2.7 Temperature range: -30°C~80°C

产品图 PRODUCT CHART DWG		深圳市精拓金电子有限公司							
公差一览表 TOLERANCE UNLESS OTHERWISE		单位 UNITS	MM	制图 DRAWING	YANG	制图料号 PRODUCT PART NO.	920-A62A2021S10103		
X.	±0.30	X.	±5.°	比例 SCALE	审核 CHKD	产品名称 PRODUCT NO.	MICRO/5P-F 两脚DIP7.2无边无柱加		
.X	±0.25	.X	±2.°				焊脚短端SMT		
.XX	±0.20	.XX	±1.°	日期 DATE	2019.11.23	核准 APPD	角法 VIEW	版本 VER	AO
.XXX	±0.10	.XXX	±0.5°						