

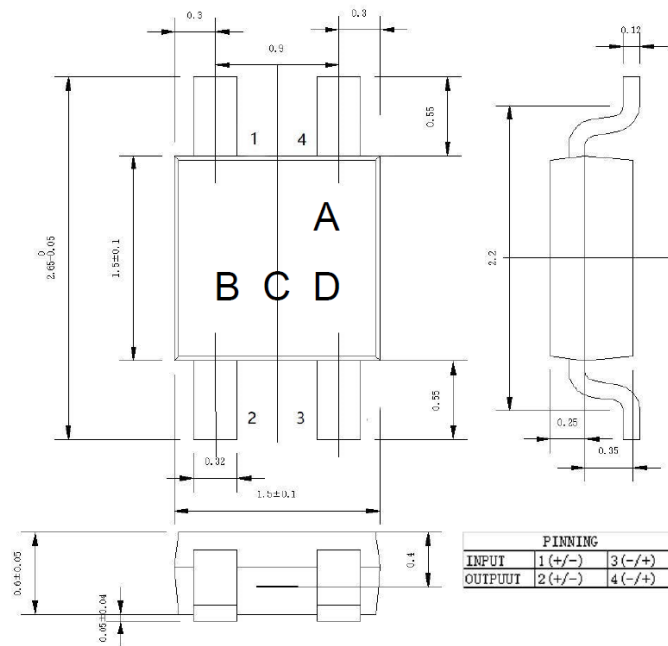
GaAs Hall Element MG610

Linear GaAs Hall Element with Excellent thermal characteristics

SSOT-4 package

Shipped in Packet-tape Reel (4000pcs devices per Reel)

Dimensional Drawing (Unit MM)



Absolute Maximum Rating

Operating Temperature range: $-40^{\circ}\text{C} \sim 125^{\circ}\text{C}$
 Storage Temperature range: $-45^{\circ}\text{C} \sim 130^{\circ}\text{C}$
 Maximum Input current : 10mA

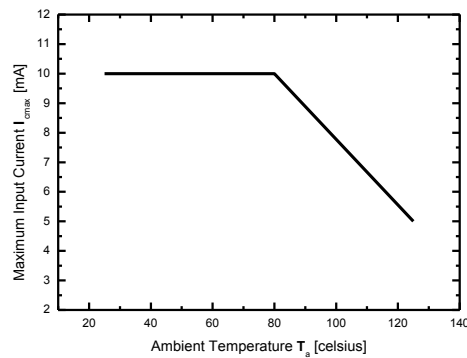


Figure 1. Maximum input current I_{cmax}

Electrical Characteristics (RT=25°C)

Item	Symbol	Test Condi.	Min.	Typ	Max.	Unit
Hall Voltage	V_H	$B = 50\text{mT}, V_C=6\text{V}$ $T_a = RT$	55		75	mV
Input Resist.	R_{in}	$B = 0\text{mT}, I_C = 0.1\text{mA}$ $T_a = RT$	650		850	Ω
Output Resist.	R_{out}	$B = 0\text{mT}, I_C = 0.1\text{mA}$ $T_a = RT$	650		850	Ω
Offset Voltage	V_{os}	$B = 0\text{mT}, V_C = 6\text{V}$ $T_a = RT$	-11		+11	mV
Temp. Coeffi. of V_H	$ \alpha V_H $	$B = 50\text{mT}, I_C=1\text{mA},$ $T_a = 25^\circ\text{C} \sim 125^\circ\text{C}$			0.06	%/°C
Temp. Coeffi. of R_{in}	αR_{in}	$B = 0\text{mT}, I_C=0.1\text{mA},$ $T_a = 25^\circ\text{C} \sim 125^\circ\text{C}$			0.3	%/°C
Linearity of V_H	ΔK	$B = 0 - 0.4\text{T}, I_C=1\text{mA}$ $T_a = RT$			2	%

Note:

- $V_H = V_{H-M} - V_{os}$
in which V_{H-M} is the Output Hall Voltage, V_H is the Hall Voltage and V_{os} is the offset Voltage under the identical electrical stimuli.

$$2. \alpha V_H = \frac{1}{V_H(T_{a1})} \times \frac{V_H(T_{a2}) - V_H(T_{a1})}{T_{a2} - T_{a1}} \times 100$$

$$T_{a1} = 25^\circ\text{C}, \quad T_{a2} = 125^\circ\text{C}$$

$$3. \alpha R_{in} = \frac{1}{R_{in}(T_{a1})} \times \frac{R_{in}(T_{a2}) - R_{in}(T_{a1})}{T_{a2} - T_{a1}} \times 100$$

$$T_{a1} = 25^\circ\text{C}, \quad T_{a2} = 125^\circ\text{C}$$

$$4. \Delta K = \frac{K(B_1) - K(B_2)}{\frac{K(B_1) + K(B_2)}{2}} \times 100$$

$$K = \frac{V_H}{I_C \times B},$$

Characteristic Curves

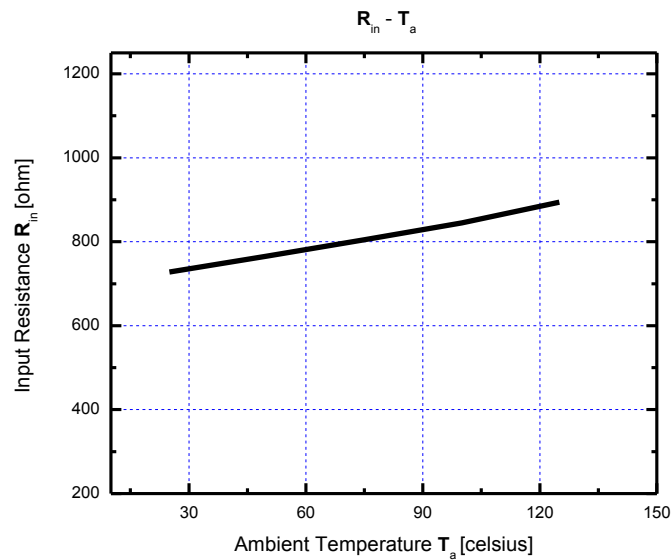


Figure 2. Input resistance R_{in} as a function of ambient temperature T_a .

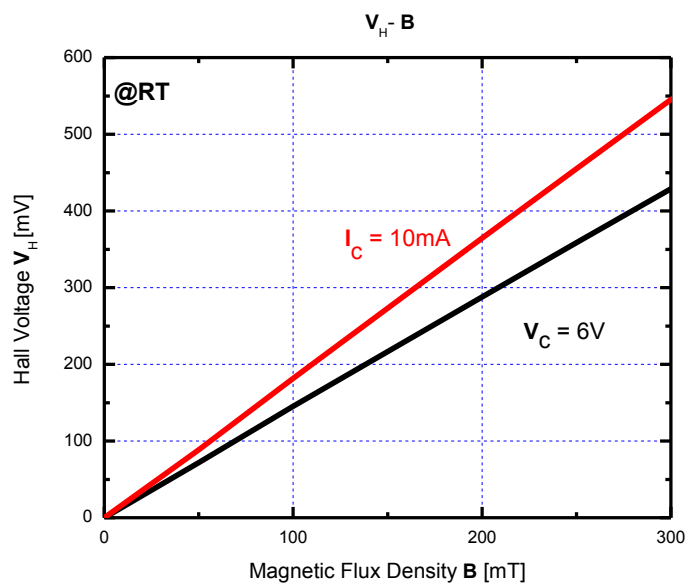


Figure 3. Hall voltage V_H as a function of magnetic flux density B .

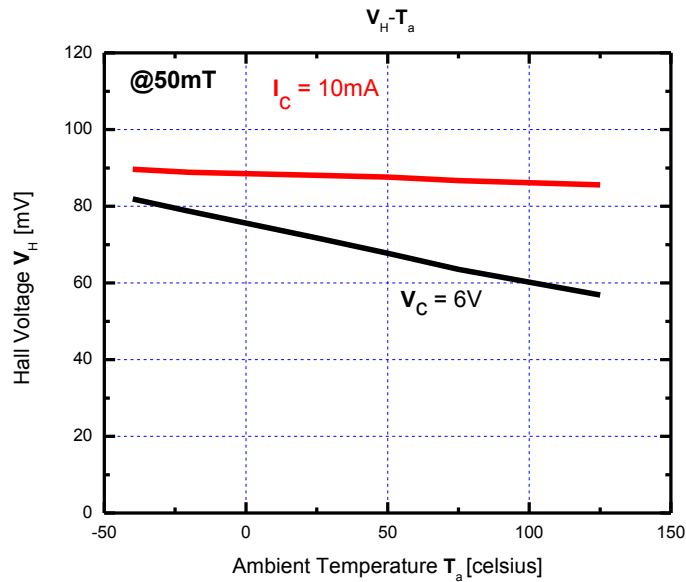


Figure 4. Hall voltage V_H as a function of ambient temperature T_a .

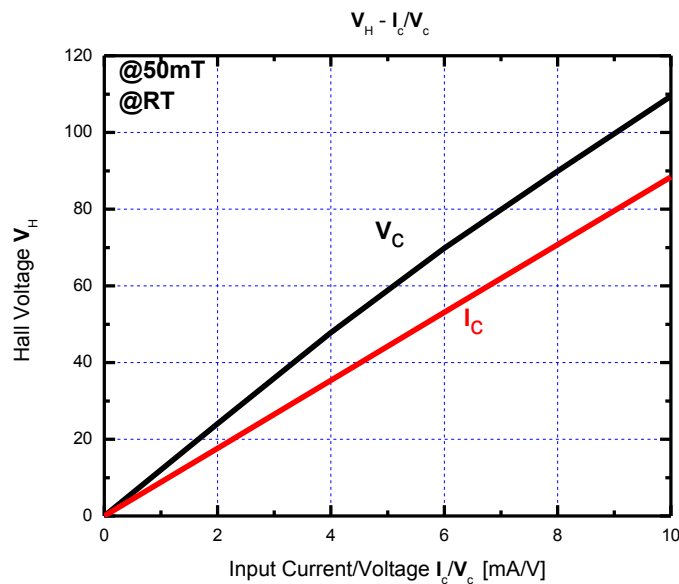


Figure 5. Hall voltage V_H as a function of electrical stimuli I_C/V_C .

Soldering Conditions

The following conditions should be preserved. Solder ability should be checked by yourself, because it is depend on solder paste material and other parameters.

Material of solder flux

- Use the resin based flux and refrain from using organic or inorganic acid based and water-soluble one.

Cleansing of solder flux conditions

- Use Ethanol or Isopropyl alcohol as cleansing material.
- Process temperature should be 50 °C or less.
- Duration should be 5 min or less.

Hand soldering conditions

- Solder at temperature 300 °C for less than 3s.

Soldering conditions

- Temperature in Pre-heating zone should be lower than 150°C.
- Temperature in Soldering zone should be lower than 280°C.

Precautions for ESD

Copy Right Reserved

Matrixopto.Co.,Ltd is the owner of the trademarks used in this document, which has the exclusive right to prevent any third parties not having the owner's consent from using in the course of trade identical or similar signs for goods or services where such use would result in a likelihood of confusion.

JZWI-DS-002 Version 1.4



This product is the device that is sensitive to ESD (Electrostatic Discharge). Handling Hall Elements with the ESD-Caution mark under the environment in which

- Static electrical charge is unlikely to arise. (Ex; Relative Humidity; over 40%RH).
- Wearing the antistatic suit and wristband when handling the devices.
- Implementing measures against ESD as for containers that directly touch the devices.

Precautions for Storage

- Products should be stored at an appropriate temperature and humidity (5 to 35°C, 40 to 85%RH).
Keep products away from chlorine and corrosive gas.
- **Long-term storage** may result in poor lead solder ability and degraded electrical performance even under proper conditions. For those parts, which stored long –term shall be check solder ability before it is used.
- **For storage longer than 2 years**, it is recommended to store in nitrogen atmosphere. Oxygen of atmosphere oxidizes leads of products and lead solder ability get worse.

Precautions for Safety

- Do not alter the form of this product into a gas, powder or liquid through burning, crushing or chemical processing.
- Observe laws and company regulations when discarding this product.