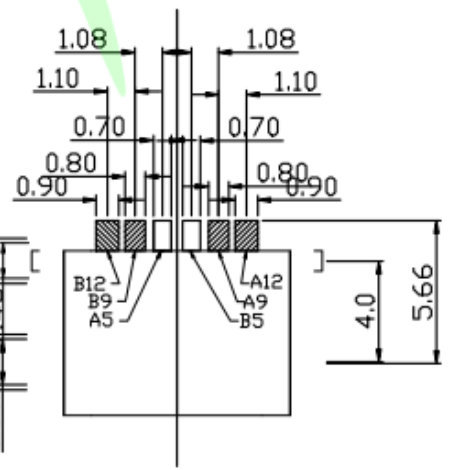
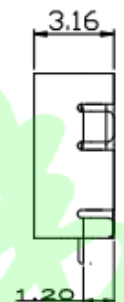
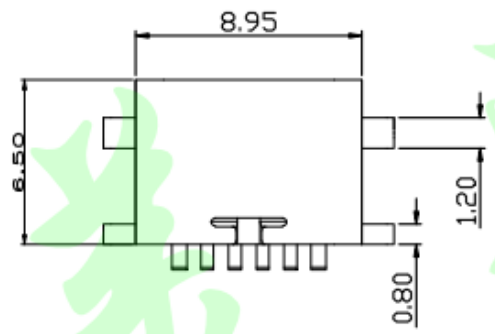
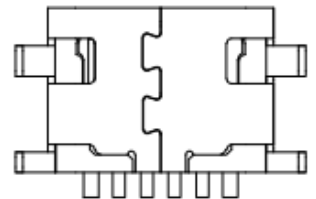
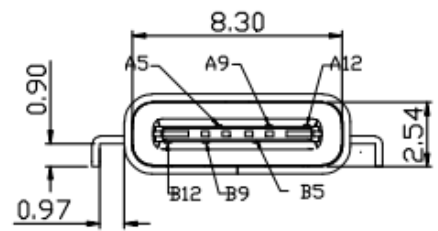


版次	物料名称	ECN No.	日期	日期
A0	新版发行		宋兆红	2017-02-24

B12	GND
B9	VBUS
B5	CC2
A5	CC1
A9	VBUS
A12	GND
PIN	SIGNAL NAME



- NOTES:
- 1.MATERIAL:
 - MOLDING: LCP UL94 V-0
 - CONTACT: COPPER ALLOY.
 - GOLD PLATED Min ON CONTACT AREA, 100u"
 - Min TIN (LEAD FREE) ON SOLDER AREA,
 - SHELL: COPPER ALLOY=0.30±0.03mm
 - 50u" NICKEL PLATING OVER ALL.
 - 2.MECHANICAL:
 - INSERTION: 5~20N.
 - EXTRACTION: 8~20N AFTER TEST.
 - DURABILITY: 5000 CYCLES
 - 3.ELECTRICAL:
 - CURRENT: 3A FOR VBUS;
 - 1.25A FOR GND PIN.
 - 0.25A FOR OTHER.
 - VOLTAGE: 20 V MAX
 - WITHSTANDING VOLTAGE: 100V AC R.M.S.
 - CONTACT RESISTANCE: 40mΩ MAX.
 - INSULATION RESISTANCE: 100MΩ MIN.
 - 4.ENVIRONMENTAL
 - TEMPERATURE RANGE -25°C ~ +85°C
 5. 尺寸标注事项:
 - 图示有标注 *者为首样全检, 重点管控尺寸.
 6. 产品符合RoHS标准

东莞市美韩电子科技有限公司
Dongguan Usakro Electronic Technology Co., Ltd.

.X: ±0.35	.X*: ±1.5*	INTENDED USE:	TITLE:
.XX: ±0.25	.XX*: ±1.0*	CONNECTOR	USB TYPE C 6PIN沉板1.2简易版
.XXX: ±0.20	.XXX*: ±0.5*	APPD.:	PART NO.:
MAT'L.:	SEE NOTES	CHKD.:	SEE TABLE
FINISH:		DR.: Len.Song	DWG. NO.:
			TYPE-C-6M-003
			SCALE: 1:1
			PAGE: 1/1
			UNIT: mm
			REV.: A0