


126 Chip Fuse



Main Characteristics

Chip fuse; Time-Lag(T)

Standard

UL-248-14

Materials

Substrate: Ceramic
Termination: Silver over-plated with nickel and Tin

Operating Temperature

-55°C to +150°C

Storage Conditions

+10°C to +60°C
Relative humidity: ≤75% yearly average
Without dew, maximum 30 days at 95%

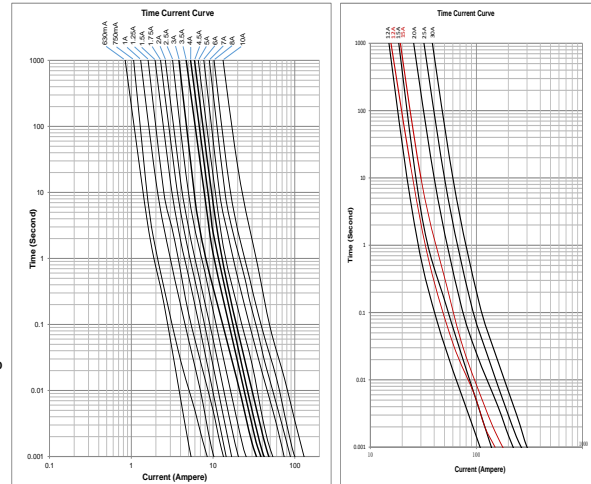
Vibration Resistance

24 cycles at 15 min. each (60068-6)
10-60Hz at 0.75mm amplitude
60-2000Hz at 10g acceleration

Soldering Parameters

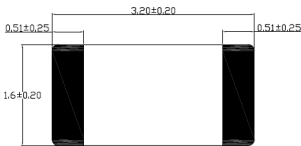
260°C. ≤10 sec (Wave Soldering)
300°C. ≤2 sec (Hand Soldering)
Soldering Peak:
260°C. 10 sec.
280°C. 5 sec. (IEC 60068-20)

Average Time Current(I-T Curve)



Dimensions (unit: mm)

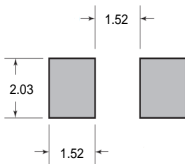
Top view



Side view



Recommended land pattern



Time vs Current Characteristics: UL248-14

Rated Current	100%	250%	300%	350%	1000%
630mA~5A	>4h	<5s	0.1s~3s	/	0.2ms~20ms
6A~30A	>4h	/	/	≤5s	0.2ms~10ms



Electrical Characteristics at 25°C

Amp Code	Rated Current	Rated Voltage	Typical Voltage Drop (mV)	Breaking Capacity	Typical Melting I²T (A²s)	Typical Cold Resistance (mΩ)	Alpha Mark	Approvals
								cURus
0630	630mA	63V/72VDC	960	50A@63V DC 50A@72V DC	0.0095	1000	B	•
0750	750mA		910		0.0125	840	.75	•
1100	1.00A		520		0.16	460	H	•
1125	1.25A		510		0.2	325	H	•
1150	1.50A		470		0.25	215	K	•
1175	1.75A		455		0.28	180	E	•
1200	2.00A		315		0.45	130	N	•
1250	2.50A		245		0.75	75	O	•
1300	3.00A		190		1.85	48	P	•
1350	3.50A		175		2.25	36.5	R	•
1400	4.00A		170		2.7	33.0	S	•
1450	4.50A		165		2.95	27.5	X	•
1500	5.00A		142		4.26	23.0	T	•
1600	6.00A		138		12.5	15.0	F	•
1700	7.00A	131	14.5	12.0	7	•		
1800	8.00A	122	16.5	8.8	M	•		
2100	10.00A	105	25	6.0	U	•		
*2120	*12.00A	82	41.5	5.1	W	•		
2120	12.00A	87	12.5	5.0	12	•		
2150	15.00A	80	17.5	3.7	15	•		
*2150	*15.00A	86	46.5	2.6	Y	•		
2200	20.00A	82	51.5	2.9	Q	•		
2250	25.00A	85	62.5	1.35	L	•		
2300	30.00A	85	101	1.05	Z	•		

- (1) DC interrupting rating (measured at rated voltage, time constant of less than 50 microseconds, battery source)
- (2) DC cold resistance are measured at <10% of rated current in ambient temperature of 25°C
- (3) Typical pre-arcing I2t are measured at 10In current choice fuse for surge application (USB charger etc.), make sure the I2t of fuse is 4 times than surge.
- (4) *2120&*2150 are higher I2t

Ordering Information

Series	Amp Code	Supplementary Code	Qty
126			