

MSKSEMI

SEMICONDUCTOR



ESD



TVS



TSS



MOV



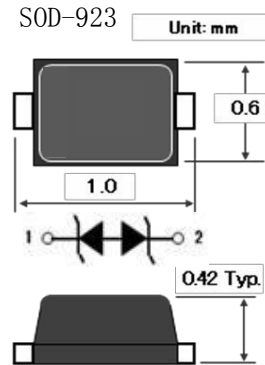
GDT



PLED

Product data sheet

- ◇ Bi-Directional Transient Voltage Suppressor
- ◇ Low capacitance and Low Leakage
- ◇ ESD Protection, IEC61000-4-2 Level 4
- ◇ SOD923 SMD
- ◇ RoHS compliant
- ◇ UL-94 V-0 / Green EMC
- ◇ Matte Tin Lead finish (Pb-Free)



Ordering Information

P/N	Package	Shipping	Tape wide	Emboss pitch	Tape specification	Notes
BTR9S23A10-MS	SOD923	Tape & Reel 8000pcs /7" Reel	8 mm	2 mm	Conductive	

Absolute Maximum Ratings (Ta = 25 °C)

Symbol	Parameter	Value	Units
I_{PP}^{*1}	Maximum Reverse Peak Pulse Current	5.0	A
$V_{ESD-Air}$	ESD Voltage IEC61000-4-2 Air	±15	kV
$V_{ESD-contact}$	ESD Voltage IEC61000-4-2 Contact	±8	kV
T_J	Junction Temperature	150	°C
T_{STG}	Storage Temperature	-55 to +150	°C
P_D	Power Dissipation	150	mW

*1 $t_p = 8/20\mu s$

Electrical Characteristics (Ta = 25 °C)

Symbol	Parameter	Conditions	Min	Typ	Max	Units
V_{RWM}	Reverse Working Peak Voltage	-			5.0	V
V_{BR}	Reverse Breakdown Voltage Pin 1 to 2	$I_T = 1mA$	5.6		8.2	V
I_R	Reverse Current	$V_{RWM} = \pm 5V$			1.0	μA
C_D	Diode Capacitance	$V_R = 0V, f = 1MHz$		13		pF

Electrical Parameter

Symbol	Parameter
I_{PP}	Maximum Reverse Peak Pulse Current
V_C	Clamping Voltage @ I_{PP}
V_{RWM}	Working Peak Reverse Voltage
I_R	Maximum Reverse Leakage Current @ V_{RWM}
I_T	Test Current
V_{BR}	Breakdown Voltage @ I_T

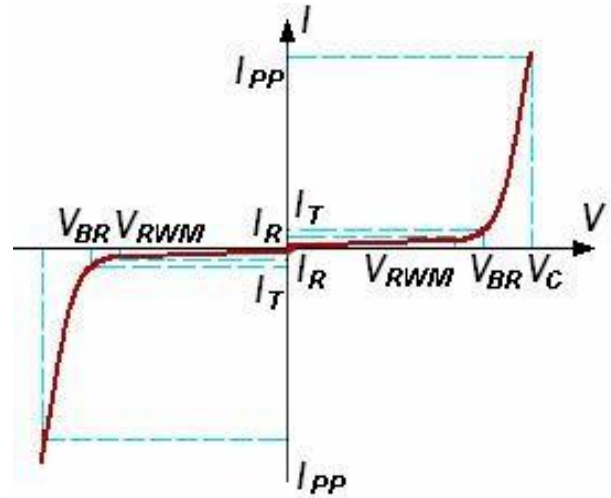


FIG1: Pulse Waveform

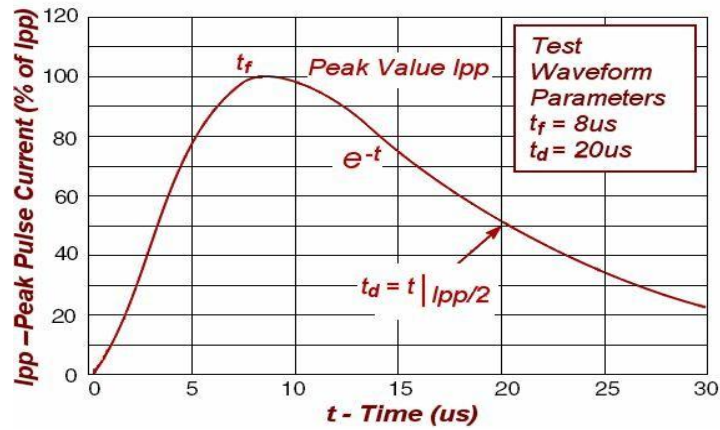
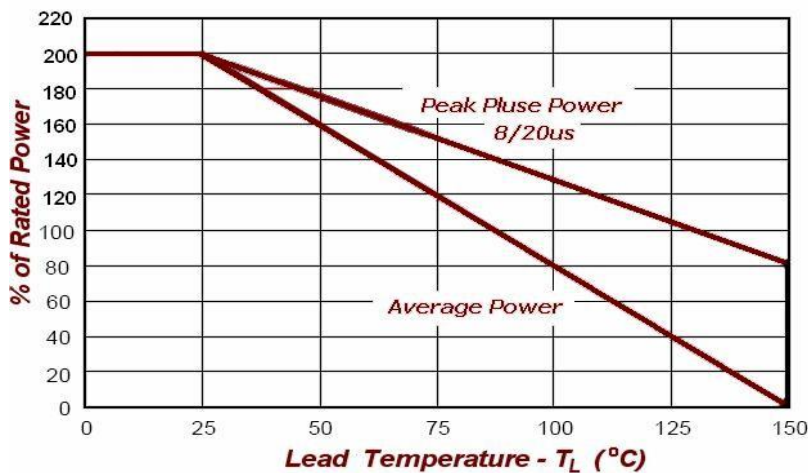
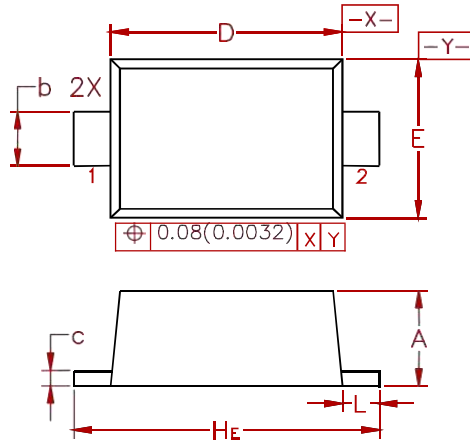


FIG2: Power Derating

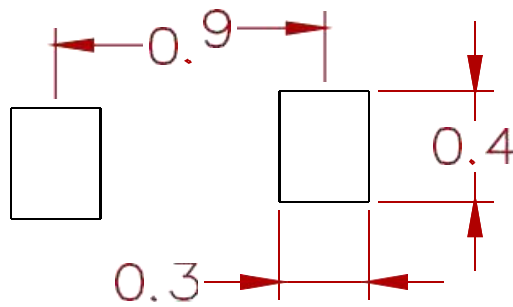


PACKAGE MECHANICAL DATA



Dim	Millimeters			Inches		
	Min	Nom	Max	Min	Nom	Max
A	0.36	0.40	0.43	0.014	0.016	0.017
b	0.15	0.20	0.25	0.006	0.008	0.010
c	0.07	0.12	0.17	0.003	0.005	0.007
D	0.75	0.80	0.85	0.030	0.031	0.033
E	0.55	0.60	0.65	0.022	0.024	0.026
H_E	0.95	1.00	1.05	0.037	0.039	0.041
L	0.05	0.10	0.15	0.002	0.004	0.006

Suggested Pad Layout



Dimensions: Millimeters

REEL SPECIFICATION

P/N	PKG	QTY
BTR9S23A10-MS	SOD-923	8000

Attention

- Any and all MSKSEMI Semiconductor products described or contained herein do not have specifications that can handle applications that require extremely high levels of reliability, such as life-support systems, aircraft's control systems, or other applications whose failure can be reasonably expected to result in serious physical and/or material damage. Consult with your MSKSEMI Semiconductor representative nearest you before using any MSKSEMI Semiconductor products described or contained herein in such applications.
- MSKSEMI Semiconductor assumes no responsibility for equipment failures that result from using products at values that exceed, even momentarily, rated values (such as maximum ratings, operating condition ranges, or other parameters) listed in products specifications of any and all MSKSEMI Semiconductor products described or contained herein.
- Specifications of any and all MSKSEMI Semiconductor products described or contained herein stipulate the performance, characteristics, and functions of the described products in the independent state, and are not guarantees of the performance, characteristics, and functions of the described products as mounted in the customer's products or equipment. To verify symptoms and states that cannot be evaluated in an independent device, the customer should always evaluate and test devices mounted in the customer's products or equipment.
- MSKSEMI Semiconductor strives to supply high-quality high-reliability products. However, any and all semiconductor products fail with some probability. It is possible that these probabilistic failures could give rise to accidents or events that could endanger human lives, that could give rise to smoke or fire, or that could cause damage to other property. When designing equipment, adopt safety measures so that these kinds of accidents or events cannot occur. Such measures include but are not limited to protective circuits and error prevention circuits for safe design, redundant design, and structural design.
- In the event that any or all MSKSEMI Semiconductor products (including technical data, services) described or contained herein are controlled under any of applicable local export control laws and regulations, such products must not be exported without obtaining the export license from the authorities concerned in accordance with the above law.
- No part of this publication may be reproduced or transmitted in any form or by any means, electronic or mechanical, including photocopying and recording, or any information storage or retrieval system, or otherwise, without the prior written permission of MSKSEMI Semiconductor.
- Information (including circuit diagrams and circuit parameters) herein is for example only ; it is not guaranteed for volume production. MSKSEMI Semiconductor believes information herein is accurate and reliable, but no guarantees are made or implied regarding its use or any infringements of intellectual property rights or other rights of third parties.
- Any and all information described or contained herein are subject to change without notice due to product/technology improvement, etc. When designing equipment, refer to the "Delivery Specification" for the MSKSEMI Semiconductor product that you intend to use.