

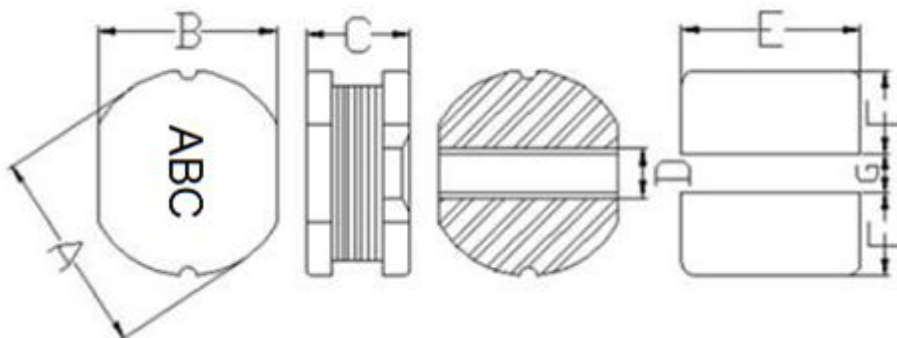




文件编号 File Number	SRD-WI-3661	版本号 Version Number	A	页码 page	1/4
---------------------	-------------	-----------------------	---	------------	-----

### 1、外形尺寸 Dimension :

单位Unit: mm



A	10.0±0.3
B	9.0±0.3
C	5.4±0.3
D	2.9Ref.
E	9.5Ref.
F	3.75Ref.
G	2.5Ref.

### 2、产品品名构成 Product Spec. Model

SR 105 Y F - 2R2 M

a b c d e f

a: 系列名称 Series name

b: 产品尺寸 Product dimensions (A x B x C)

c: 密封方式 Sealing way (L: 冷封 Cold seal Y: 热封 Heat seal)

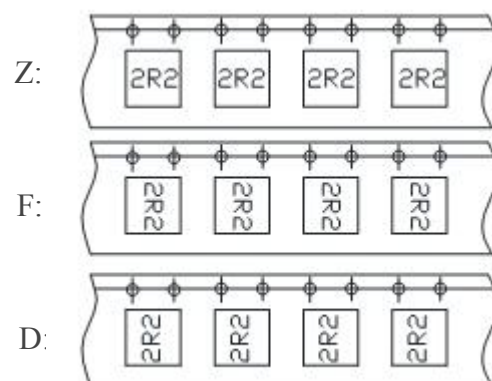
d: 印字方向 Lettering direction ▶

e: 电感值 Inductance Value

(1R0:1.0uH; 100: 10uH; 101:100uH)

f: 电感公差 Inductance Tolerance (K:10% ; M:20% ; N:30%)

#### ▶ Lettering direction



### 3、结构 Structure



### 4、材料清单 MATERIAL LIST

NO.	PARTS	MATERIAL	UL FILE NO.	TEMP. CLASS
1	CORE	Ni-Zn CORE OR EQUIVALENT	NA	NA
2	WIRE	POLYURETHANE ENAMELLED COPPER WIRE OR EQUIVALENT	E258243	180°C
3	SOLDER	Sn99.3-Cu0.7 OR EQUIVALENT	NA	NA

\*NA:NOT APPLICABLE.

文件编号 File Number	SRD-WI-3661	版本号 Version Number	A	页码 page	2/4
---------------------	-------------	-----------------------	---	------------	-----

## 5、电性能参数表 Electrical Characteristics List

规格型号 Part NO.	电感量 Tolerance( $\mu$ H)	测试频率 Test Freq. (kHz/v)	直流电阻 DCR Max ( $\Omega$ )	饱和电流 Isat (A)
SCD.1054.DYF1R0MT00	1.0	100 / 0.25	0.008	8.45
SCD.1054.DYF1R4MT00	1.4	100 / 0.25	0.014	6.80
SCD.1054.DYF1R5MT00	1.5	100 / 0.25	0.014	6.80
SCD.1054.DYF1R8MT00	1.8	100 / 0.25	0.016	6.50
SCD.1054.DYF2R2MT00	2.2	100 / 0.25	0.017	6.00
SCD.1054.DYF2R7MT00	2.7	100 / 0.25	0.018	5.5
SCD.1054.DYF3R3MT00	3.3	100 / 0.25	0.020	5.00
SCD.1054.DYF4R7MT00	4.7	100 / 0.25	0.022	4.60
SCD.1054.DYF5R6MT00	5.6	100 / 0.25	0.024	4.00
SCD.1054.DYF6R8MT00	6.8	100 / 0.25	0.026	3.60
SCD.1054.DYF8R2MT00	8.2	100 / 0.25	0.031	3.20
SCD.1054.DYF100KT00	10	1.0 / 0.25	0.034	2.58
SCD.1054.DYF120KT00	12	1.0 / 0.25	0.040	2.44
SCD.1054.DYF150KT00	15	1.0 / 0.25	0.046	2.26
SCD.1054.DYF180KT00	18	1.0 / 0.25	0.048	2.13
SCD.1054.DYF220KT00	22	1.0 / 0.25	0.070	1.93
SCD.1054.DYF270KT00	27	1.0 / 0.25	0.084	1.74
SCD.1054.DYF330KT00	33	1.0 / 0.25	0.092	1.46
SCD.1054.DYF390KT00	39	1.0 / 0.25	0.125	1.36
SCD.1054.DYF470KT00	47	1.0 / 0.25	0.1435	1.26
SCD.1054.DYF560KT00	56	1.0 / 0.25	0.159	1.15
SCD.1054.DYF680KT00	68	1.0 / 0.25	0.200	1.10
SCD.1054.DYF820KT00	82	1.0 / 0.25	0.230	0.98
SCD.1054.DYF101KT00	100	1.0 / 0.25	0.260	0.95
SCD.1054.DYF121KT00	120	1.0 / 0.25	0.351	0.87
SCD.1054.DYF151KT00	150	1.0 / 0.25	0.403	0.74
SCD.1054.DYF181KT00	180	1.0 / 0.25	0.494	0.70
SCD.1054.DYF201KT00	200	1.0 / 0.25	0.545	0.68
SCD.1054.DYF221KT00	220	1.0 / 0.25	0.572	0.65

※公差Tolerance: N: $\pm$ 30%、M: $\pm$ 20%、K: $\pm$ 10%.

※工作温度Operating temperature rang: -40  $^{\circ}$ C to +125 $^{\circ}$ C (Including Self-heating)

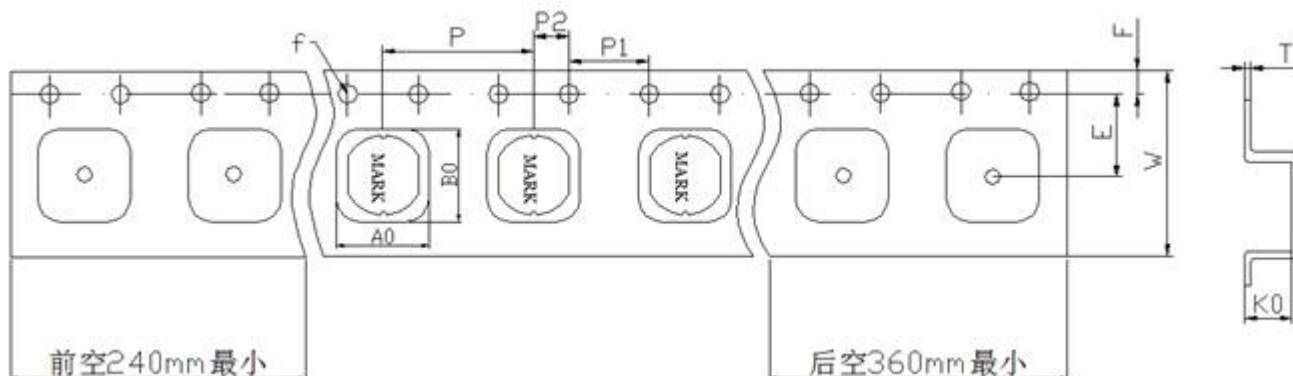
※储存温度Storage temperature rang: -40  $^{\circ}$ C to +125 $^{\circ}$ C

Isat电流: 指使电感量比初始值下降10% ( The rated DC current is that which cause at 10% inductance reduction from the initial value ) 。



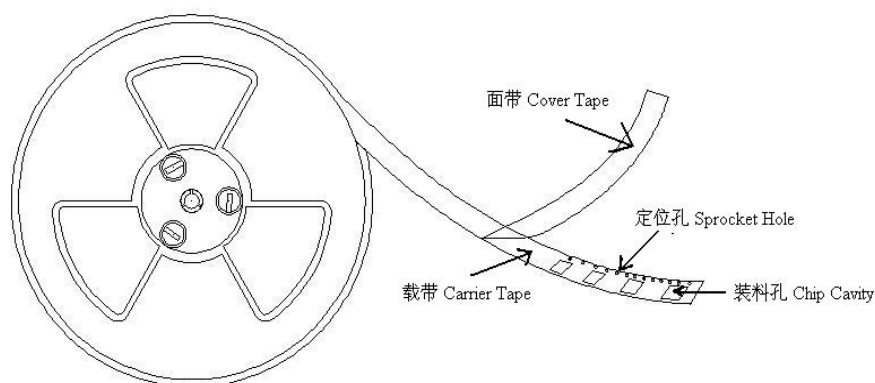
## 6、产品包装 Packaging

### 1) 载带包装示意图 Tape packing diagram



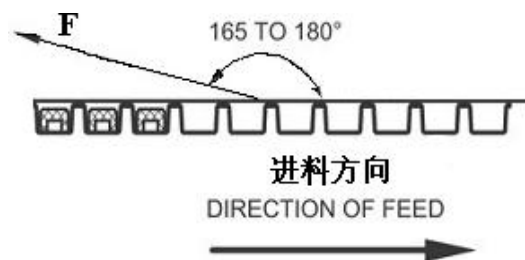
ITEM	W	A0	B0	K0	P	E	F	D0	P0	P2	T
DIM	24.00	10.80	9.40	5.70	12.00	11.5	1.75	1.50	4.00	2.00	0.40
TOLE	±0.3	±0.1	±0.1	±0.1	±0.1	±0.1	±0.1	+0.1	±0.1	±0.1	±0.05

### 2) 卷盘包装示意图 Tape packing diagram



### 3) 剥离强度要求 Peeling required

- ① F 力大小: 20~100g;
- ② 面带剥离角度: 165°~180°。



### 4) 包装数量 Packing quantity

项目	数量 (PCS)	尺寸规格 (mm)
盘	1000	13"
内盒	2000	340mm*340mm*65mm
外箱	4000	360mm*360mm*160mm