

# SANYEAR

## 多层片式陶瓷电容器规格书

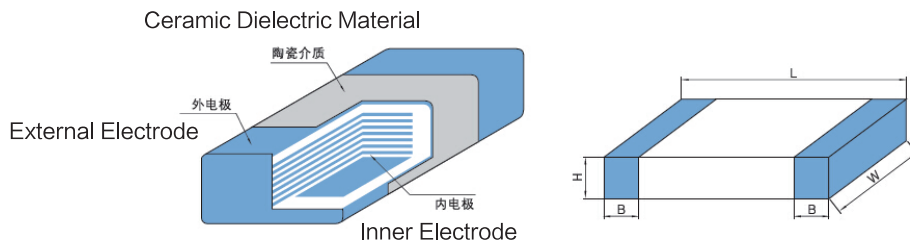
MULTILAYER CHIP CERAMIC CAPACITOR CATALOG

**多层片式陶瓷电容器 Multilayer Chip Ceramic Capacitor**

■ **产品特点 Product Features**

- 产品尺寸精度高，便于自动贴片机高效装配
- 端电极三层电极，适合波峰焊与回流焊；介电体与外表为同种材料，环境条件影响小
- 含有C0G到Y5V各种温度特性介质，适用于计算机、通讯、家用电器和仪器仪表灯普通电子设备
  
- The precision of product size is high,suitable for auto SMT machines high efficiency assembly.
- External Electrode has 3 layers,suitable for both wave and reflow soldering.
- Consist of all kinds of temperature dielectric material form C0G to Y5V,suitable for computers, communications,home appliances,instruments and other normal electronic equipments.

■ **产品结构 Product Construction**



■ **产品尺寸 Product Dimensions**

尺寸 Size	MLCC尺寸规格 (单位: mm)			
	L	W	H (max)	B (max)
01005	0.40 ± 0.09	0.20 ± 0.09	0.29	0.13
0201	0.60 ± 0.09	0.30 ± 0.09	0.39	0.20
0402	1.00 ± 0.30	0.50 ± 0.30	0.80	0.35
0603	1.60 ± 0.20	0.80 ± 0.20	1.00	0.60
0805	2.00 ± 0.20	1.25 ± 0.20	1.45	0.75
1206	3.20 ± 0.30	1.60 ± 0.30	1.90	0.80
1210	3.20 ± 0.40	2.50 ± 0.30	2.80	0.80
1808	4.50 ± 0.40	2.00 ± 0.30	2.80	1.50
1812	4.50 ± 0.40	3.20 ± 0.40	3.50	1.50
2220	5.70 ± 0.50	5.00 ± 0.40	3.50	1.30
2225	5.70 ± 0.50	6.40 ± 0.50	3.00	1.10

**常规多层片式陶瓷电容器 General Multilayers Chip Ceramic Capacitor**

**产品特点 Product Features**

- COG (NPO)：最常用的温度补偿型电容器，属于 I 类介质材料，其性能稳定，温度系数在  $0 \pm 30\text{PPM}/^\circ\text{C}$  以内，具有好的高频特性。
  - X7R：工业中广泛使用的一种温度稳定型电容器，属于 II 类介质材料，具有较高的介电常数，在使用温度（ $-55^\circ\text{C} \sim +125^\circ\text{C}$ ）范围内容值变化率在  $\pm 15\%$  以内。
  - X6S：工业中广泛使用的一种温度稳定型电容器，属于 II 类介质材料，具有较高的介电常数，在使用温度（ $-55^\circ\text{C} \sim +105^\circ\text{C}$ ）范围内容值变化率在  $\pm 22\%$  以内。
  - X5R：工业中广泛使用的一种温度稳定型电容器，属于 II 类介质材料，具有较高的介电常数，在使用温度（ $-55^\circ\text{C} \sim +85^\circ\text{C}$ ）范围内容值变化率在  $\pm 15\%$  以内。
  - Y5V：普通用途的电容器，在使用温度（ $-30^\circ\text{C} \sim +85^\circ\text{C}$ ）范围内容值变化率较大， $+22\%/-82\%$  以内，具有高介电常数，可以用小的尺寸做大容量的电容。
- C0G(NP0): The most normal temperature compensated capacitor,belongs to Class I dielectric material with stable performance,TC  $0 \pm 30\text{ppm}/^\circ\text{C}$ ,high frequency.
  - X7R: Widely used in industries temperature stable capacitor,belongs to Class II dielectric material with high dielectric constant,and the capacitance changed rate is  $\pm 15\%$  for working temperature( $-55^\circ\text{C} \sim +125^\circ\text{C}$ ).
  - X6S: Widely used in industries temperature stable capacitor,belongs to Class II dielectric material with high dielectric constant,and the capacitance changed rate is  $\pm 22\%$  for working temperature( $-55^\circ\text{C} \sim +105^\circ\text{C}$ ).
  - X5R: Widely used in industries temperature stable capacitor,belongs to Class II dielectric material with high dielectric constant,and the capacitance changed rate is  $\pm 15\%$  for working temperature( $-55^\circ\text{C} \sim +85^\circ\text{C}$ ).
  - Y5V: Y5V dielectric is generally used dielectric material,belongs to Class II dielectric material,it shows a variation of capacitance within  $+22\%/-85\%$  when the temperature is between  $-30^\circ\text{C} \sim +85^\circ\text{C}$ . This kind of dielectric is with very high dielectric constant and suitable for high value capacitors.

**产品规格型号 Part Number**

C	0603	X7R	102	K	500	N	T
产品类型 Product Type	尺寸 Size	温度系数 温度特性 T.C.	电容值 Capacitance	允许偏差 Tolerance	额定电压 Rate Voltage	端头类型 Terminal Type	包装 Packaging
多层式 陶瓷电 容器 MLCC	01005 0201 0402 0603 0805 1206 1210 1808 1812 2220 2225	COG (NPO) X7R X6S X5R Y5V	1R5=1.5pF 100=10pF 222=2.2NF 105=1uF 475=4.7uF	A= $\pm 0.05\text{pF}$ B= $\pm 0.1\text{pF}$ C= $\pm 0.25\text{pF}$ D= $\pm 0.5\text{pF}$ F= $\pm 1\%$ G= $\pm 2\%$ J= $\pm 5\%$ K= $\pm 10\%$ M= $\pm 20\%$ Z= $+80\%$ -20%	4R0=4V 6R3=6.3V 250=25V 500=50V 101=100V 251=250V 102=1KV	N:银 (或铜) /镍/锡 N=Ag (or Cu) /Ni/Sn	T=编带 Taping B=袋散装 Bulk

## ■ 产品容值范围 Product Capacitance Range

背景色代表：可生产型号

材质	COG											
尺寸	01005	0201		0402	0603	0805	1206	1210	1808	1812	2220	2225
V <sub>DC</sub>	6.3	16	50	10	10	10	16	16	16	16	16	16
	10			16	16							
C <sub>p</sub>	16	25	50	25	25	25	50	50	50	50	50	50
	25			50	50							
0R47												
0R5												
0R56												
0R68												
0R82												
1R0												
1R2												
1R3												
1R5												
1R8												
2R2												
2R7												
3R3												
3R9												
4R7												
5R6												
6R8												
8R2												
9R0												
100												
120												
150												
180												
220												
270												
330												
390												
470												
560												
680												
750												
820												
101												
121												
151												
181												
221												
271												
331												
391												
471												
511												
561												
681												
821												
102												
122												
152												
182												
222												
272												
332												
392												
472												
562												
682												
822												
103												
123												
153												
183												
223												
273												
333												
473												
563												
104												

## ■ 产品容值范围 Product Capacitance Range

背景色代表：可生产型号

材质		X7R																								
尺寸		01005			0201			0402			0603			0805			1206		1210		1812		2220		2225	
V <sub>DC</sub>	C <sub>p</sub>	6.3			10			16			6.3			10			6.3		10		6.3		10		6.3	
		10	16	50	6.3	10	25	50	6.3	10	25	50	6.3	10	25	50	10	25	50	10	25	50	10	25	50	
101																										
121																										
151																										
181																										
221																										
241																										
271																										
331																										
391																										
471																										
511																										
561																										
681																										
821																										
102																										
122																										
152																										
182																										
222																										
272																										
332																										
392																										
472																										
562																										
682																										
822																										
103																										
123																										
153																										
183																										
223																										
273																										
333																										
393																										
473																										
563																										
823																										
104																										
124																										
154																										
184																										
224																										
274																										
334																										
394																										
474																										
564																										
684																										
824																										
105																										
155																										
225																										
275																										
335																										
395																										
475																										
565																										
106																										
226																										
476																										

■ 产品容值范围 Product Capacitance Range

背景色代表：可生产型号

材质	X6S																																	
	01005			0201				0402				0603			0805			1206			1210			1812			2220							
尺寸 $V_{DC}$ $C_p$	4	6.3	10	4 6.3	10	16	25	50	6.3 10	16	25	50	6.3 10	16	25	50	6.3 10	16	25	50	6.3	16	50	6.3	10	16	50	6.3	16	50	6.3 10	16	25	50
	101																																	
121																																		
151																																		
181																																		
221																																		
271																																		
331																																		
391																																		
471																																		
511																																		
561																																		
681																																		
821																																		
102																																		
122																																		
152																																		
182																																		
222																																		
272																																		
332																																		
392																																		
472																																		
562																																		
682																																		
822																																		
103																																		
123																																		
153																																		
183																																		
223																																		
273																																		
333																																		
393																																		
473																																		
563																																		
823																																		
104																																		
124																																		
154																																		
184																																		
224																																		
274																																		
334																																		
394																																		
474																																		
564																																		
684																																		
824																																		
105																																		
225																																		
475																																		
106																																		
226																																		
476																																		
107																																		
227																																		

■ 产品容值范围 Product Capacitance Range

背景色代表：可生产型号

材质	X5R																																
	01005			0201				0402				0603			0805			1206			1210			1812			2220						
V <sub>DC</sub> C <sub>p</sub>	4	6.3	10	4	10	16	25	50	6.3	10	16	25	50	6.3	16	50	6.3	16	50	6.3	16	50	6.3	10	16	50	6.3	16	50	6.3	16	25	50
	101																																
121																																	
151																																	
181																																	
221																																	
271																																	
331																																	
391																																	
471																																	
511																																	
561																																	
681																																	
821																																	
102																																	
122																																	
152																																	
182																																	
222																																	
272																																	
332																																	
392																																	
472																																	
562																																	
682																																	
822																																	
103																																	
123																																	
153																																	
183																																	
223																																	
273																																	
333																																	
393																																	
473																																	
563																																	
823																																	
104																																	
124																																	
154																																	
184																																	
224																																	
274																																	
334																																	
394																																	
474																																	
564																																	
684																																	
824																																	
105																																	
225																																	
475																																	
106																																	
226																																	
476																																	
107																																	
227																																	

## ■ 产品容值范围 Product Capacitance Range

背景色代表：可生产型号

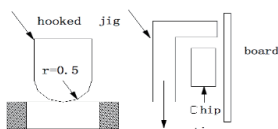
材质		Y5V																																				
尺寸		0402				0603			0805				1206			1210				1808			1812			2220			2225									
V <sub>bc</sub>	C <sub>p</sub>	6.3	16	25	50	6.3	16	50	6.3	16	25	50	6.3	10	25	50	6.3	10	16	25	50	16	25	50	6.3	16	25	50	6.3	10	16	25	50	6.3	10	16	25	50
		103																																				
123																																						
153																																						
183																																						
223																																						
273																																						
333																																						
393																																						
473																																						
563																																						
823																																						
104																																						
124																																						
154																																						
184																																						
224																																						
274																																						
334																																						
394																																						
474																																						
564																																						
684																																						
824																																						
105																																						
155																																						
225																																						
275																																						
335																																						
395																																						
475																																						
565																																						
106																																						
226																																						
476																																						
107																																						



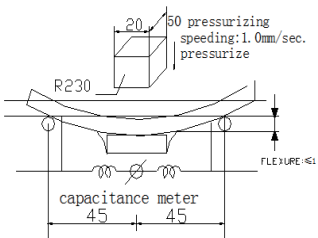
■ 技术指标和实验方法 Specifications and Test Method

NO	项目 Item	技术指标 Specification	实验方法 Test Method	
1	外观 Appearance	无异常 No abnormalities	通过显微镜视觉检测 (X10) On microscope	
2	尺寸 Dimension	在要求的范围内 Within the specified dimensions	采用精度不低于0.01mm千分尺 Using calipers on micrometer with tolerance no less than 0.01mm	
3	容量(c) Capacitance	在要求的范围内 Within the specified dimensions		
4	损耗(Q/DF) Dissipation Factor	C0G	<p>Class I :</p> <p><math>C_p \leq 1000\text{pF}</math> 1MHz <math>\pm 10\%</math>, 1.0 <math>\pm 0.1\text{Vrms}</math></p> <p><math>C_p &gt; 1000\text{pF}</math> 1KHz <math>\pm 10\%</math>, 1.0 <math>\pm 0.1\text{Vrms}</math></p> <p>Class II:</p> <p><math>C_p &lt; 10\mu\text{F}</math> 1KHz <math>\pm 10\%</math>, 1.0 <math>\pm 0.1\text{Vrms}</math></p> <p><math>C_p \geq 10\mu\text{F}</math> 120 <math>\pm 24\text{Hz}</math>, 1.0 <math>\pm 0.1\text{Vrms}</math></p>	
		X7R X6S X5R		<p>■ <math>U_R \geq 100\text{V}</math> DF <math>\leq 7.5\%</math></p> <p>■ <math>25\text{V} \leq U_R \leq 50\text{V}</math>, DF <math>\leq 3.5\%</math></p> <p>DF <math>\leq 10\%</math> 0201 <math>\geq 104</math>, 0402 <math>\geq 333</math></p> <p>0603 <math>\geq 104</math>, 0805 <math>\geq 684</math></p> <p>1206 <math>\geq 225</math>, 1210 <math>\geq 475</math></p> <p>DF <math>\leq 12.5\%</math> 0402 <math>\geq 474</math></p> <p>■ <math>U_R \leq 16\text{V}</math>, DF <math>\leq 5.0\%</math></p> <p>DF <math>\leq 10\%</math>, 0201 <math>\geq 104</math>, 0402 <math>\geq 563</math></p> <p>0603 <math>\geq 564</math>, 0805 <math>\geq 105</math></p> <p>1206 <math>\geq 475</math>, 1210 <math>\geq 106</math></p> <p>■ <math>U_R \leq 10\text{V}</math>, DF <math>\leq 7.0\%</math></p> <p>DF <math>\leq 10\%</math> 01005, 0201 <math>\geq 123</math></p> <p>0402 <math>\geq 224</math>, 0603 <math>\geq 334</math></p> <p>0805 <math>\geq 225</math>, 1206 <math>\geq 225</math></p> <p>1210 <math>\geq 226</math></p> <p>DF <math>\leq 15\%</math>, 0201 <math>\geq 104</math>, 0402 <math>\geq 105</math></p> <p>■ <math>U_R = 6.3\text{V}</math>, DF <math>\leq 10\%</math></p> <p>DF <math>\leq 15\%</math>, 0201 <math>\geq 104</math>, 0402 <math>\geq 105</math></p> <p>0603 <math>\geq 106</math>, 0805 <math>\geq 475</math></p> <p>1206 <math>\geq 476</math>, 1210 <math>\geq 107</math></p> <p>DF <math>\leq 20\%</math>, 0402 <math>\geq 225</math></p> <p>■ <math>U_R = 4\text{V}</math>, DF <math>\leq 15\%</math></p>
		Y5V		<p>■ <math>U_R \geq 50\text{V}</math>, DF <math>\leq 12.5\%</math></p> <p>■ <math>U_R = 25\text{V}</math>, DF <math>\leq 7.0\%</math></p> <p>DF <math>\leq 9\%</math>, 0402 <math>\geq 683</math>, 0603 <math>\geq 474</math></p> <p>0805 <math>\geq 105</math>, 1206 <math>\geq 475</math></p> <p>1210 <math>\geq 106</math></p> <p>■ <math>U_R = 16\text{V}</math>, DF <math>\leq 15\%</math></p> <p>■ <math>U_R = 10\text{V}</math>, DF <math>\leq 20\%</math></p> <p>■ <math>U_R \leq 6.3\text{V}</math>, DF <math>\leq 20\%</math></p>
		高Q		<p><math>C_p &gt; 30\text{pF}</math>      <math>Q \geq 1000</math></p> <p><math>1\text{pF} &lt; C_p \leq 30\text{pF}</math>      <math>Q \geq 400+20C_p</math></p> <p><math>C_p \leq 1\text{pF}</math>      <math>Q \geq 300</math></p>
5	绝缘电阻(IR) Insulation Resistance	C0G $R_i \geq 10\text{G}\Omega$ 或 $500\Omega \cdot \text{F}$ , 取最小值 $R_i \geq 10\text{G}\Omega$ 或 $500\Omega \cdot \text{F}$ , whichever is smaller	施加电压: $U_R \leq 400\text{V}$ $U_{\text{测}} = U_R$ $U_R > 400\text{V}$ $U_{\text{测}} = 400\text{V}$ 充电时间: 60 $\pm$ 5秒 To apply voltage: $U_R \leq 400\text{V}$ $U_{\text{测}} = U_R$ $U_R > 400\text{V}$ $U_{\text{测}} = 400\text{V}$ Charge time: 60 $\pm$ 5sec	

■ 技术指标和实验方法 Specifications and Test Method

NO	项目 Item	技术指标 Specification	实验方法 Test Method																								
5	绝缘电阻(IR) Insulation Resistance	<p><math>R_i \geq 4G\Omega</math> 或 <math>100\Omega \cdot F</math> (以下范围为 <math>50\Omega \cdot F</math>) 取较小值</p> <p><math>R_i \geq 4 G\Omega</math> or <math>100\Omega \cdot F</math> (50 <math>\Omega \cdot F</math> of below range), whichever is smaller</p> <p>以下范围below range:                      ■ 50V: 0402 <math>\geq 104</math>; 0603 <math>\geq 225</math>; 0805 <math>\geq 106</math>; 1206 <math>\geq 106</math>                      ■ 25V: 0201 <math>\geq 104</math>; 0402 <math>\geq 224</math>; 0603 <math>\geq 106</math>; 0805 <math>\geq 106</math>; 1206 <math>\geq 226</math>; 01005 (X6S/X5R) ■ 16V: 0603 <math>\geq 106</math>; 01005 (X6S/X5R) ■ 10V: 0201 <math>&gt; 104</math>; 0603 <math>\geq 106</math>; 0805 <math>\geq 476</math>; 01005 (X6S/X5R) ■ 6.3V: 0201 <math>\geq 104</math>; 0603 <math>\geq 475</math>; 1206 <math>\geq 106</math>; 0100 (X6S/X5R) ■ 4V: 0603 <math>\geq 226</math>; 0805 <math>\geq 476</math>; 1206 <math>\geq 107</math>; 01005 (X6S/X5R)</p>	<p>施加电压: <math>U_R \leq 400V</math> <math>U_{测} = U_R</math>  <math>U_R &gt; 400V</math> <math>U_{测} = 400V</math>                      充电时间: <math>60 \pm 5</math>秒</p> <p>To apply voltage: <math>U_R \leq 400V</math> <math>U_{测} = U_R</math>  <math>U_R &gt; 400V</math> <math>U_{测} = 400V</math>                      Charge time: <math>60 \pm 5</math>sec</p>																								
6	耐电压 Dielectric Strength	<p>C0G X7R X6S X5R Y5V</p> <p>无介质击穿和材料裂缝 No dielectric breakdown or mechanical breakdown</p>	<p>施加电压: <math>U_R &lt; 100V</math>: 250%  <math>100V \leq U_R &lt; 1000V</math>: 150%  <math>U_R \geq 1000V</math>: 120%</p> <p>测试时间: <math>60 \pm 5</math>秒,                      最大电流: 不超过50mA</p> <p>To apply voltage: <math>U_R &lt; 100V</math>: 250%;  <math>100V \leq U_R &lt; 1000V</math>: 150%;  <math>U_R \geq 1000V</math>: 120%</p> <p>Test time: <math>60 \pm 5</math>sec,                      Max current: should not exceed 50mA</p>																								
*7	电容量温度系数或温度特性 Capatiance Temperature Coefficient Or Temperature Characteristics	<p>C0G 温度系数 <math>\leq 0 \pm 30</math>ppm/°C Temperature coefficient within <math>0 \pm 30</math>ppm/°C</p> <p>X7R X6S X5R 容量变化 <math>\leq \pm 15\%</math> Capacitance change within <math>\pm 15\%</math></p> <p>Y5V 容量变化 <math>\leq +22\% \sim -82\%</math> Capacitance change within <math>+22\% \sim -82\%</math></p>	<p>按系列温度顺序测试电容量 Measure capacitance under follow table list</p> <table border="1"> <thead> <tr> <th>步骤Step</th> <th>1</th> <th>2</th> <th>3</th> <th>4</th> <th>5</th> </tr> </thead> <tbody> <tr> <td>C0G/X7R</td> <td><math>25 \pm 2^\circ C</math></td> <td><math>-55 \pm 3^\circ C</math></td> <td><math>25 \pm 2^\circ C</math></td> <td><math>125 \pm 3^\circ C</math></td> <td><math>25 \pm 2^\circ C</math></td> </tr> <tr> <td>X6S/X5R</td> <td><math>25 \pm 2^\circ C</math></td> <td><math>-55 \pm 3^\circ C</math></td> <td><math>25 \pm 2^\circ C</math></td> <td><math>85 \pm 3^\circ C</math></td> <td><math>25 \pm 2^\circ C</math></td> </tr> <tr> <td>Y5V</td> <td><math>25 \pm 2^\circ C</math></td> <td><math>-30 \pm 3^\circ C</math></td> <td><math>25 \pm 2^\circ C</math></td> <td><math>85 \pm 3^\circ C</math></td> <td><math>25 \pm 2^\circ C</math></td> </tr> </tbody> </table> <p>PS: C0G预先干燥: 16~24小时.                      C0G Preliminary Drying for 16~24hr.                      ▶ <math>C = [(C_i - C_1) / (C_1 * T)] * 10^6</math> 或 (or)                      ▶ <math>C = (C_i - C_1) / C_1 * 100\%</math>  <math>C_i</math>: 1~5温度下的容值                      Capacitance value at 1~5 temperature                      ▶ T: 温度变化量 (Temperature variation)                      ▶ <math>T = T_i - T_1</math></p>	步骤Step	1	2	3	4	5	C0G/X7R	$25 \pm 2^\circ C$	$-55 \pm 3^\circ C$	$25 \pm 2^\circ C$	$125 \pm 3^\circ C$	$25 \pm 2^\circ C$	X6S/X5R	$25 \pm 2^\circ C$	$-55 \pm 3^\circ C$	$25 \pm 2^\circ C$	$85 \pm 3^\circ C$	$25 \pm 2^\circ C$	Y5V	$25 \pm 2^\circ C$	$-30 \pm 3^\circ C$	$25 \pm 2^\circ C$	$85 \pm 3^\circ C$	$25 \pm 2^\circ C$
步骤Step	1	2	3	4	5																						
C0G/X7R	$25 \pm 2^\circ C$	$-55 \pm 3^\circ C$	$25 \pm 2^\circ C$	$125 \pm 3^\circ C$	$25 \pm 2^\circ C$																						
X6S/X5R	$25 \pm 2^\circ C$	$-55 \pm 3^\circ C$	$25 \pm 2^\circ C$	$85 \pm 3^\circ C$	$25 \pm 2^\circ C$																						
Y5V	$25 \pm 2^\circ C$	$-30 \pm 3^\circ C$	$25 \pm 2^\circ C$	$85 \pm 3^\circ C$	$25 \pm 2^\circ C$																						
8	附着 Adhesion	<p>C0G X7R X6S X5R</p> <p>无明显的损伤或端电极脱落 No remarkable damage or removal of the terminations.</p>	<p>施加压力: 5N(0201:2N; 01005:1N)                      时间: <math>10 \pm 1</math>秒                      Pressurizing force: 5N(0201:2N; 01005:1N)                      time: <math>10 \pm 1</math>sec</p> 																								

■ 技术指标和实验方法 Specifications and Test Method

NO	项目 Item	技术指标 Specification		实验方法 Test Method															
9	可焊性 Solderability	C0G X7R X6S X5R Y5V	端电极挂锡面积小于95% 95%min.coverage of both terminal electrodes	锡炉温度: 245 ± 5°C 浸入时间: 2 ± 1秒 Solder temperature: 245 ± 5°C Dipping time: 2 ± 1sec.															
10	弯曲强度 Bending	外观 Appearance	无明显可见损伤 No remarkable visual damage	将电容安在测试夹具上, 按图所示方向以1.0mm/s的速率施加压力, 弯曲1mm.  Solder the capacitor on testing substrate and putt on testing stand. The middle part of substrateshall successively be pressurized by pressuringrod at a rated of about 1.0mm/sec. Until the deflection become means of the 1.0mm.  															
		容量变化 Cap change	C0G: ± 5%或 ± 0.5pF, 取较大值 X7R/X6S/X5R: ± 12.5% Y5V: ± 30%  C0G: within ± 5% or ± 0.5pF, whichever is larger X7R/X6S/X5R: within ± 12.5% Y5V: within ± 30%																
*11	耐焊锡热 Resistance to Soldering Heat	外观 Appearance	无明显可见损伤 No remarkable visual damage	预热: 120~150°C 60秒 焊接温度: 270 ± 5°C 浸入时间: 10 ± 1秒  Preheating: 120~150°C 60sec Soldering temperature : 270 ± 5°C Dipping time: 10 ± 1seconds															
		容量变化 Cap change	C0G: ± 2.5%或 ± 0.5pF, 取较大值 X7R/X6S/X5R: ± 15% Y5V: ± 30%  C0G: within ± 2.5% or ± 0.5pF, whichever is larger X7R/X6S/X5R: within ± 15% Y5V: within ± 30%																
		DF/IR	满足产品初始值得要求 Meets initial standard damage																
*12	温度快速循环 Temperature Cycle	外观 Appearance	无明显可见损伤 No remarkable visual damage	按下列步骤进行5次循环: To perform 5cycles of the stated environment  <table border="1" data-bbox="933 1606 1380 1929"> <thead> <tr> <th>步骤 Step</th> <th>温度 Temperature</th> <th>时间 Time</th> </tr> </thead> <tbody> <tr> <td>1</td> <td>下限温度+0/-3°C Min.operating Temp.+0/-3°C</td> <td>30min</td> </tr> <tr> <td>2</td> <td>25°C</td> <td>2~3min</td> </tr> <tr> <td>3</td> <td>上限温度+3/-0°C Min.operating Temp.+3/-0°C</td> <td>30min</td> </tr> <tr> <td>4</td> <td>25°C</td> <td>2~3min</td> </tr> </tbody> </table>	步骤 Step	温度 Temperature	时间 Time	1	下限温度+0/-3°C Min.operating Temp.+0/-3°C	30min	2	25°C	2~3min	3	上限温度+3/-0°C Min.operating Temp.+3/-0°C	30min	4	25°C	2~3min
		步骤 Step	温度 Temperature		时间 Time														
		1	下限温度+0/-3°C Min.operating Temp.+0/-3°C		30min														
2	25°C	2~3min																	
3	上限温度+3/-0°C Min.operating Temp.+3/-0°C	30min																	
4	25°C	2~3min																	
容量变化 Cap change	C0G: ± 2.5%或 ± 0.25pF, 取较大值 X7R/X6S/X5R: ± 15% Y5V: ± 30%  C0G: within ± 2.5% or ± 0.25pF, whichever is larger X7R/X6S/X5R: within ± 15% Y5V: within ± 30%																		
DF/IR	满足产品初始值得要求 Meets initial standard damage																		

NO	项目 Item	技术指标 Specification		实验方法 Test Method
*13	耐湿负荷 Damp heat with load	外观 Appreance	无明显可见损伤 No remarkable visual damage	测试温度: 40 ± 2℃ 相对湿度: 90~95%RH 测试电压: 额定电压 (最大500V) 测试时间: 500 ± 12hrs  Test temperature:40 ± 2℃ Humidity:90~95% RH Voltage:100% of the rated voltage(max:500V) Testing time:500 ± 12hrs
		容量变化 Cap change	C0G: ± 7.5%或 ± 0.75pF,取较大值 X7R/X6S/X5R: ± 25% Y5V: ± 30%或-40%~+30% C0G:within ± 7.5% or ± 0.75pF, whichever is larger X7R/X6S/X5R: within ± 25% Y5V:within ± 30%或-40%~+30%	
		DF	初始值的2倍以下 Not more than 2 times of initial value	
		IR	Ri > 500MΩ 或 25 Ω · F (☆为5 Ω · F), 取较小值 Ri > 500MΩ 或 25 Ω · F (5 Ω · F of ☆), whichever is smaller	
*14	耐久性 Life Test	外观 Appreance	无明显可见损伤 No remarkable visual damage	温度测试: 上限类别温度 ± 3℃ 测试电压: U <sub>R</sub> < 100V 150% 100V ≤ U <sub>R</sub> < 1000V 120% U <sub>R</sub> ≥ 1000V 100% 测试时间: 1000小时  Test temperature:Max.Operating Temp. ± 3℃ Voltage: U <sub>R</sub> < 100V 150% 100V ≤ U <sub>R</sub> < 1000V 120% U <sub>R</sub> ≥ 1000V 100% Testing time: 1000hrs
		容量变化 Cap change	C0G: ± 3%或 ± 0.5pF,取较大值 X7R/X6S/X5R: ± 25% Y5V: ± 30%或-40%~+30% C0G:within ± 3% or ± 0.5pF, whichever is larger X7R/X6S/X5R: within ± 25% Y5V:within ± 30%或-40%~+30%	
		DF	初始值的2倍以下 Not more than 2 times of initial value	
		IR	Ri > 1G Ω 或 50 Ω · F (☆为10 Ω · F), 取较小值 Ri > 1G Ω 或 50 Ω · F (10 Ω · F of ☆), whichever is smaller	

注:

\*A.3.7.11.12.13.14项需对II类电容器做预处理(将电容器在160℃下热处理1小时),然后在标准大气条件下恢复48 ± 4小时,再测量初始值;

B.3.11.12.13.14项实验后在室温下放置24 ± 2(C0G)或48 ± 4(X7R、X6S、X5R、Y5V)小时以后再测量;

C.3.11.12.13.14项电性能测量的环境条件,温度: 25℃ ± 2℃ 相对湿度: 25%~80%RH。

☆ ■ 100V:X7R

■ 50V:0402 > 103; 0603 ≥ 105; 0805 ≥ 105; 1206 ≥ 475; 1210 ≥ 475

■ 25V: 0201 ≥ 104; 0402 ≥ 224 0603 ≥ 225; 0805 ≥ 225; 1206 ≥ 106; 1210 ≥ 106; 01005(X6S/X5R)

■ 16V: 0201 ≥ 104; 0402 ≥ 224; 0603 ≥ 105; 0805 ≥ 225; 1206 ≥ 106; 1210 ≥ 476; 01005(X6S/X5R)

■ 10V: 0201 ≥ 473; 0402 ≥ 474; 0603 ≥ 474; 0805 ≥ 225; 1206 ≥ 475; 1210 ≥ 476; 01005(X6S/X5R)

■ ≤ 6.3V Class II; 01005(X6S/X5R)

Note:

A.3.7.11.12.13.14Item need to do the pretreatment of class II type capacitor(Perform a heat treatment at 160℃ for 1 hour), Then recovery the capacitor at standard pressure conditions for 48 ± 4 hours,Perform the initial measurement

B.3.11.12.13.14Item end of experiment Measurement to be made after being kept at room temperature for 24 ± 2(C0G) or 48 ± 4(X7R、X6S、X5R、Y5V)hrs.

C.3.11.12.13.14Item environmental conditions for electrical performance measurement, Temperature: 25℃ ± 2℃ Humidity: 25%~80%RH