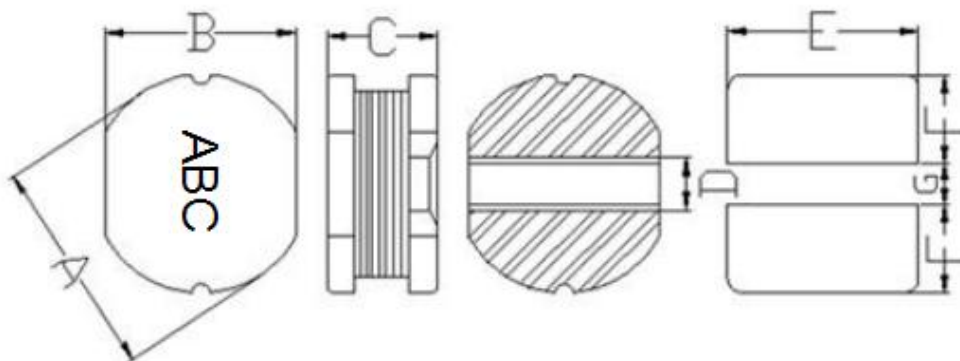


文件编号 File Number	SRD-WI-3651	版本号 Version Number	A	页码 page	1/4
---------------------	-------------	-----------------------	---	------------	-----

1、外形尺寸 Dimension :

单位Unit: mm



A	3.5±0.3
B	3.0±0.3
C	2.1±0.3
D	1.0Ref.
E	3.5Ref.
F	1.3Ref.
G	1.0Ref.

2、产品品名构成 Product Spec. Model

SR 32 Y F - 2R2 M

a b c d e f

a: 系列名称 Series name

b: 产品尺寸 Product dimensions (A x B x C)

c: 密封方式 Sealing way (L: 冷封 Cold seal Y: 热封 Heat seal)

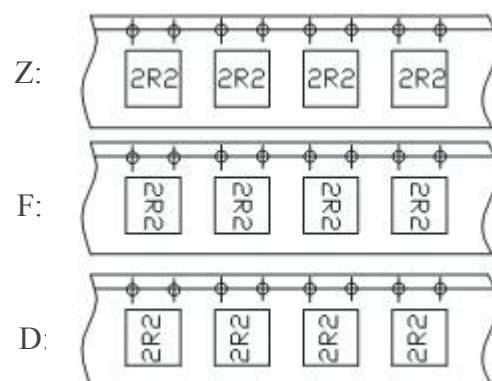
d: 印字方向 Lettering direction ▶

e: 电感值 Inductance Value

(1R0:1.0uH; 100: 10uH; 101:100uH)

f: 电感公差 Inductance Tolerance (K:10% ; M:20% ; N:30%)

▶ Lettering direction



3、结构 Structure



4、材料清单 MATERIAL LIST

NO.	PARTS	MATERIAL	UL FILE NO.	TEMP. CLASS
1	CORE	Ni-Zn CORE OR EQUIVALENT	NA	NA
2	WIRE	POLYURETHANE ENAMELLED COPPER WIRE OR EQUIVALENT	E258243	180°C
3	SOLDER	Sn99.3-Cu0.7 OR EQUIVALENT	NA	NA

*NA:NOT APPLICABLE.

文件编号 File Number	SRD-WI-3651	版本号 Version Number	A	页码 page	2/4
---------------------	-------------	-----------------------	---	------------	-----

5、电性能参数表 Electrical Characteristics List

规格型号 Part NO.	电感量 Tolerance(μ H)	测试频率 Test Freq. (kHz/v)	直流电阻 DCR Max (Ω)	饱和电流 Isat (A)
SCD.3521.DYF1R0MT00	1.0	100 / 0.25	0.048	2.00
SCD.3521.DYF1R5MT00	1.5	100 / 0.25	0.052	1.85
SCD.3521.DYF2R2MT00	2.2	100 / 0.25	0.073	1.40
SCD.3521.DYF2R7MT00	2.7	100 / 0.25	0.101	1.30
SCD.3521.DYF3R3MT00	3.3	100 / 0.25	0.109	1.25
SCD.3521.DYF3R9MT00	3.9	100 / 0.25	0.148	1.20
SCD.3521.DYF4R7MT00	4.7	100 / 0.25	0.173	1.10
SCD.3521.DYF5R6MT00	5.6	100 / 0.25	0.192	0.90
SCD.3521.DYF6R8MT00	6.8	100 / 0.25	0.219	0.85
SCD.3521.DYF8R2MT00	8.2	100 / 0.25	0.247	0.80
SCD.3521.DYF100KT00	10	1.0 / 0.25	0.286	0.73
SCD.3521.DYF120KT00	12	1.0 / 0.25	0.325	0.62
SCD.3521.DYF150KT00	15	1.0 / 0.25	0.468	0.60
SCD.3521.DYF180KT00	18	1.0 / 0.25	0.546	0.53
SCD.3521.DYF220KT00	22	1.0 / 0.25	0.611	0.50
SCD.3521.DYF270KT00	27	1.0 / 0.25	0.680	0.42
SCD.3521.DYF330KT00	33	1.0 / 0.25	0.962	0.40
SCD.3521.DYF390KT00	39	1.0 / 0.25	1.050	0.36
SCD.3521.DYF470KT00	47	1.0 / 0.25	1.380	0.34
SCD.3521.DYF560KT00	56	1.0 / 0.25	1.530	0.32
SCD.3521.DYF680KT00	68	1.0 / 0.25	1.730	0.30
SCD.3521.DYF820KT00	82	1.0 / 0.25	2.390	0.28
SCD.3521.DYF101KT00	100	1.0 / 0.25	3.627	0.25
SCD.3521.DYF121KT00	120	1.0 / 0.25	3.720	0.20
SCD.3521.DYF151KT00	150	1.0 / 0.25	4.290	0.19
SCD.3521.DYF181KT00	180	1.0 / 0.25	4.810	0.17
SCD.3521.DYF221KT00	220	1.0 / 0.25	6.630	0.16
SCD.3521.DYF271KT00	270	1.0 / 0.25	7.800	0.13

※公差Tolerance: N: \pm 30%、M: \pm 20%、K: \pm 10%.

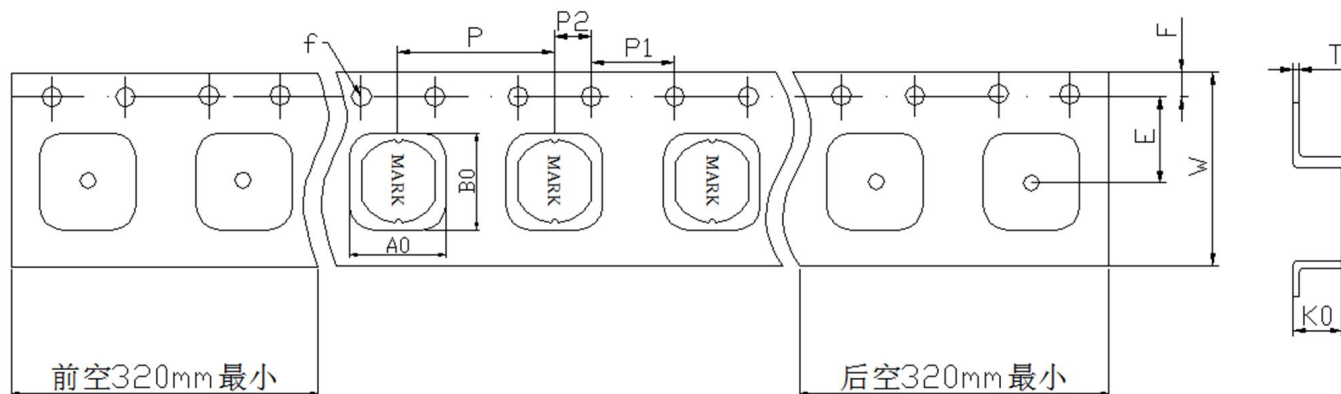
※工作温度Operating temperature rang: -40 $^{\circ}$ C to +125 $^{\circ}$ C (Including Self-heating)

※储存温度Storage temperature rang: -40 $^{\circ}$ C to +125 $^{\circ}$ C

Isat电流: 指使电感量比初始值下降10% (The rated DC current is that which cause at 10% inductance reduction from the initial value) 。

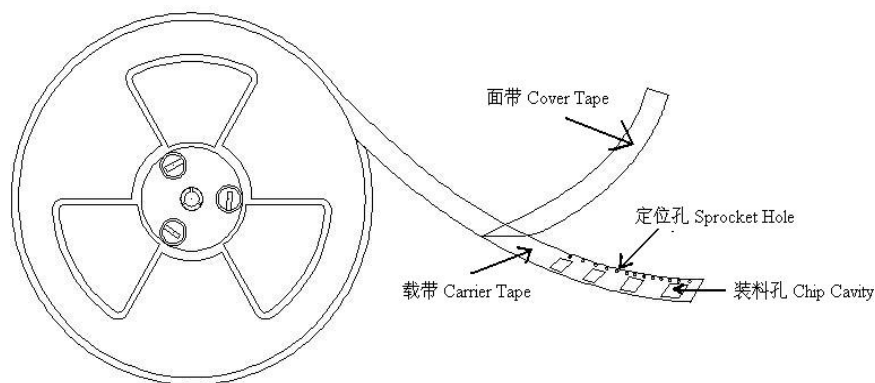
6、产品包装 Packaging

1) 载带包装示意图 Tape packing diagram



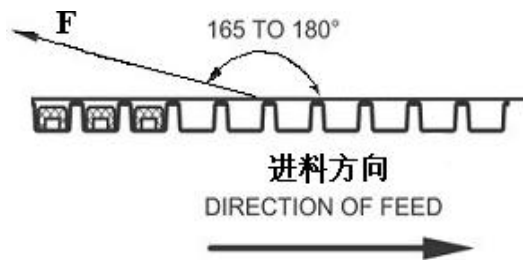
ITEM	W	A0	B0	K0	P	E	F	D0	P0	P2	T
DIM	12.00	3.90	3.30	2.30	8.00	5.5	1.75	1.50	4.00	2.00	0.35
TOLE	±0.3	±0.1	±0.1	±0.1	±0.1	±0.1	±0.1	+0.1	±0.1	±0.1	±0.05

2) 卷盘包装示意图 Tape packing diagram



3) 剥离强度要求 Peeling required

- ① F 力大小: 20~100g;
- ② 面带剥离角度: 165°~180°。



4) 包装数量 Packing quantity

项目	数量 (PCS)	尺寸规格 (mm)
盘	3000	13"
内盒	12000	340mm*340mm*65mm
外箱	24000	360mm*360mm*160mm