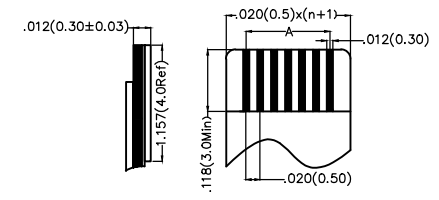
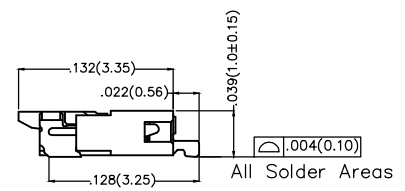
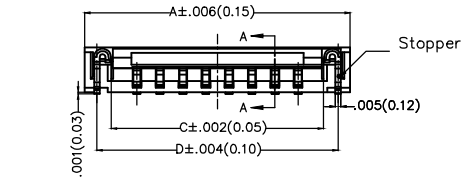
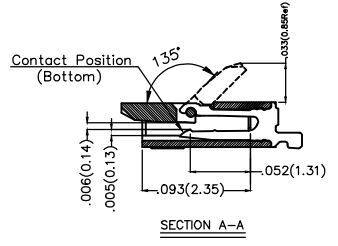
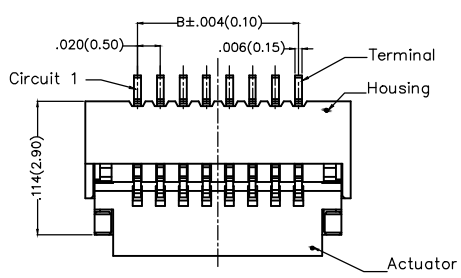


REV	LOCATIONS	DESCRIPTION	DATE	REVISER	APPD

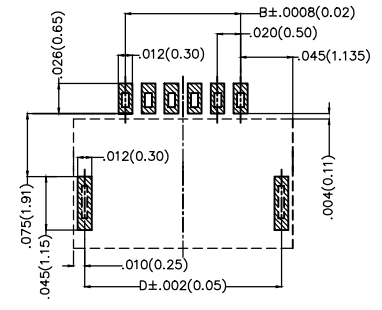
SPECIFICATIONS

Electrical

Current Rating: 0.5A AC(rms)/DC  
Voltage Rating: 50V AC(rms)/DC  
Contact Resistance: 20 mΩ Max  
Withstanding Voltage: 200V AC/Minute  
Temperature Range-Operating: -25°C~+85°C  
Material and Plating  
Housing: Heat Resistant Polymer UL 94V-0  
Actuator: Heat Resistant Polymer UL 94V-0  
Contact: Phosphor Bronze/ Gold or Tin Plated  
Stopper: Phosphor Bronze/ Tin Plated



Applicable FFC  
Recommended Dimension



Recommended P.C.Board Layout

Ordering Information

FFC 050 13 — XX S B B 1 X 4 W5 M  
1 2 3 4 5 6 7 8 9 10 11 12

1 Category FFC-FPC	2 Series Number 050-Pitch0.50mm	3 Distinction No. 13	4 Circuits XX	5 Assemble Layout S-SMT	6 Entry Angle B- 90° Angle
7 Contact Position B-Bottom	8 ZIF 1-ZIF	9 Plating 1-Gold Plated 2-Tin Plated	10 Material-Resin 4-LCP	11 Color-Resin W5-Housing: Natural, Actuator: Black	12 Packaging M-Reel

<p>THIRD ANGLE PROJECTION</p>	GENERAL TOLERANCES (UNLESS SPECIFIED)		APPROVE BY FRANK	DATE 18/JUN/13	PART NO. FFC05013-XXSBB1X4W5M	ITEM NO. FFC05013	<p>Leader Of Industry</p>	
	DESIGN UNITS Inch (metric)	X.X±.012(0.30) X.X±.008(0.20)	X'±5° X'±2°	CHECKED BY JACOB	DATE 18/JUN/13	TITLE FPC/FFC connector 0.5mm Bottom contact SMT		
	SCALE 5:1	SIZE A4	X.XX±.006(0.15) X.XXX±.004(0.10)	.XX'±1° .XXX'±0.5°	DRAWN BY CHERRY	DATE 18/JUN/13		THIS DRAWING CONTAINS INFORMATION THAT IS PROPRIETARY TO TXGA INDUSTRIAL ELECTRONICS(S.Z)CO.,LTD AND SHOULD NOT BE USED WITHOUT WRITTEN PERMISSION

REV 0 SHEET NO. 1/3

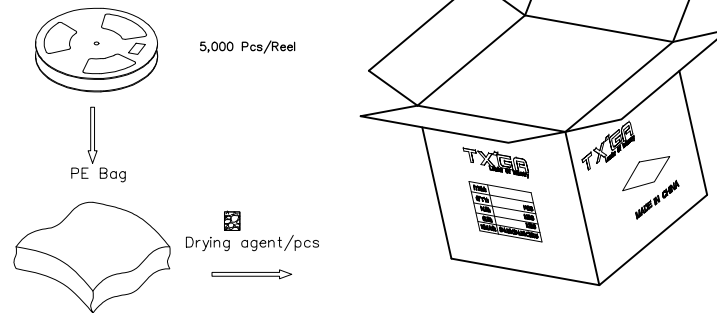
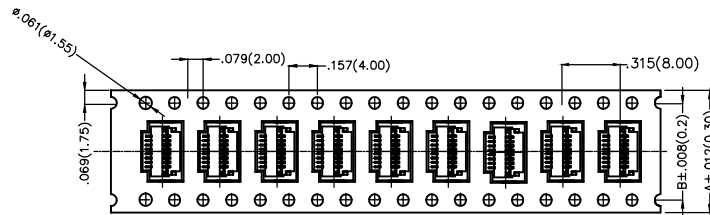
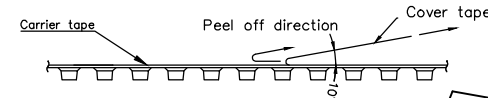
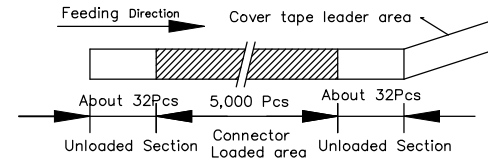
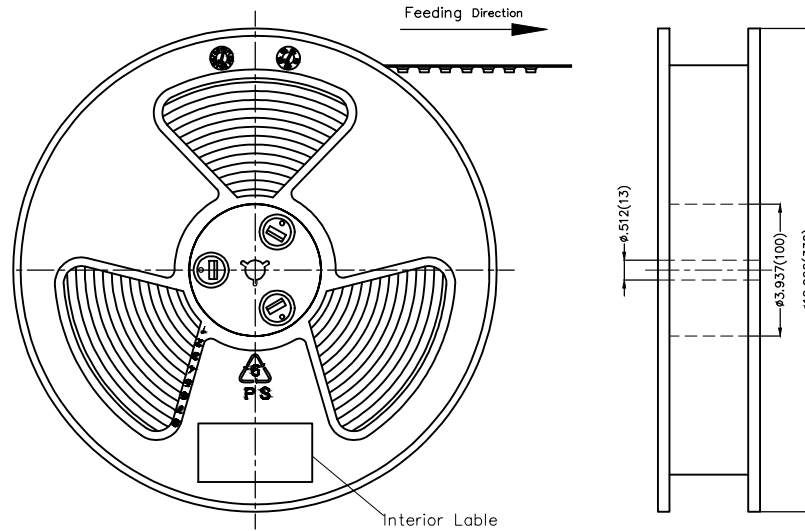


REV	LOCATIONS	DESCRIPTION	DATE	REVISER	APPD

Note:

- 10 sprocket hole cumulative tolerance  $\pm 0.2$
- Carrier camber is within 1.0mm in 250mm
- Material: White Conductive polystyrene Alloy 100% recyclable
- All dimensions meet EIA-481-3 requirements
- Peel off force of cover tape & carrier tape: 20g~130g (0.2N~1.3N)
- Component load per 13" reel: 5,000 pcs

Circuits (n)	Dimensions (in/mm)	
	A	B
4~22	.630(16.0)	.295(7.5)
24~30	.945(24.0)	.453(11.5)
40	1.260(32.0)	.561(14.25)



 THIRD ANGLE PROJECTION	GENERAL TOLERANCES (UNLESS SPECIFIED)		APPROVE BY FRANK	DATE 18/JUN/13	PART NO. FFC05013-XXSBB1X4W5M	ITEM NO. FFC05013	 Leader Of Industry
	DESIGN UNITS Inch (metric)	X.X±.012(0.30)	X.'±5'	CHECKED BY JACOB	DATE 18/JUN/13	TITLE FFC/FFC connector 0.5mm Bottom contact SMT	
SCALE 5:1	SIZE A4	X.XX±.006(0.15)	.XX'±1'	DRAWN BY CHERRY	DATE 18/JUN/13	THIS DRAWING CONTAINS INFORMATION THAT IS PROPRIETARY TO TXGA INDUSTRIAL ELECTRONICS(S.Z)CO.,LTD AND SHOULD NOT BE USED WITHOUT WRITTEN PERMISSION	
		X.XXX±.004(0.10)	.XXX'±0.5'			REV 0	SHEET NO. 3/3