

Features

- Ultra low capacitance: 0.6pF typical
- Ultra low leakage: nA level
- Low operating voltage: 80 V
- Low clamping voltage
- 2-pin leadless package
- Complies with following standards:
 - – IEC 61000-4-2 (ESD) immunity test
 - Air discharge: $\pm 30\text{kV}$
 - Contact discharge: $\pm 30\text{kV}$
 - – IEC61000-4-5 (Lightning)20A (8/20 μs)
- RoHS Compliant
- Lead Finish: NiPdAu

Mechanical Characteristics

- Package: SOT23-3
- Lead Finish: Matte Tin
- Case Material: “Green” Molding Compound.
- Moisture Sensitivity: Level 3 per J-STD-020
- Terminal Connections: See Diagram Below

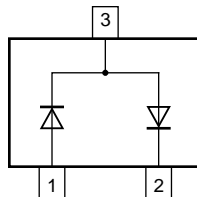
Applications

- ◆ Cellular Handsets and Accessories
- ◆ Notebooks and Handhelds
- ◆ Portable Instrumentation
- ◆ Set Top Box
- ◆ Industrial Controls

Ordering Information

Part Number	Qty per Reel	Reel Size
NUP1301	3000	7"

Dimensions and Pin Configuration



Absolute Maximum Ratings (Tamb=25°C unless otherwise specified)

Parameter	Symbol	Value	Unit
Peak Pulse Power (8/20μs)	Ppk	240	W
Peak Pulse Current (8/20μs)	I _{PP}	20	A
ESD per IEC 61000-4-2 (Air) ESD per IEC 61000-4-2 (Contact)	V _{ESD}	± 30 ± 30	kV
Operating Temperature Range	T _J	-55 to +125	°C
Storage Temperature Range	T _{stg}	-55 to +150	°C

Electrical Characteristics (TA=25°C unless otherwise specified)

Parameter	Symbol	Min	Typ	Max	Unit	Test Condition
Breakdown Voltage	V _{BR}			80	V	I _T = 1mA
Forward Current	I _F			215	mA	
Repetitive peak Forward Current	I _{FRM}			500	mA	
Reverse Leakage Current	I _R			0.08	μA	V _{RWM} = 80V
Forward Voltage	V _F		0.8	1.2	V	I _F = 10mA
Clamping Voltage	V _C			11	V	I _{PP} = 20A (8 x 20μs pulse)
Junction Capacitance	C _J			1.5	pF	V _R =0, f=1MHz

Typical Performance Characteristics ($T_A=25^\circ\text{C}$ unless otherwise Specified)

Fig1. 8/20 μs Pulse Waveform

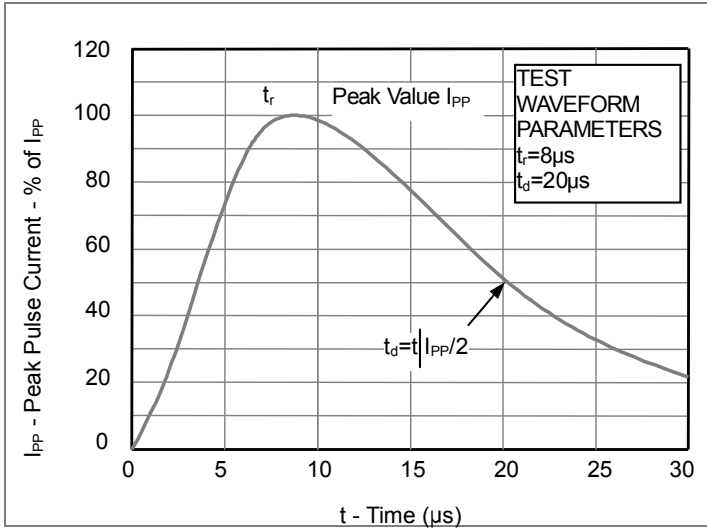


Fig2. ESD Pulse Waveform (according to IEC 61000-4-2)

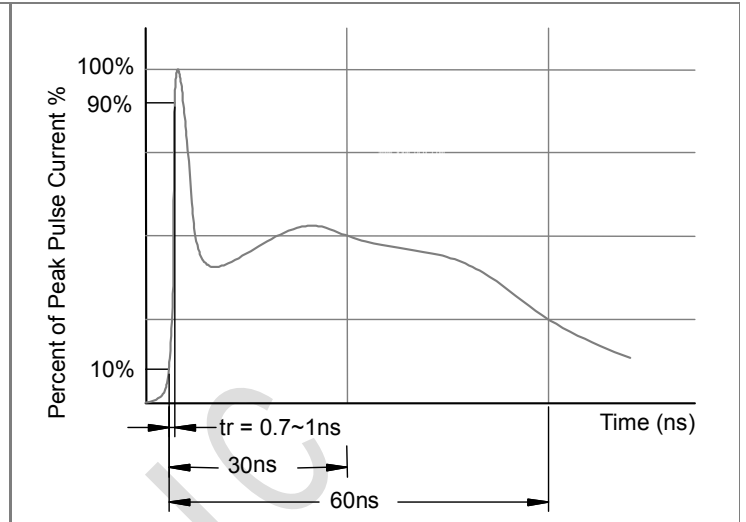
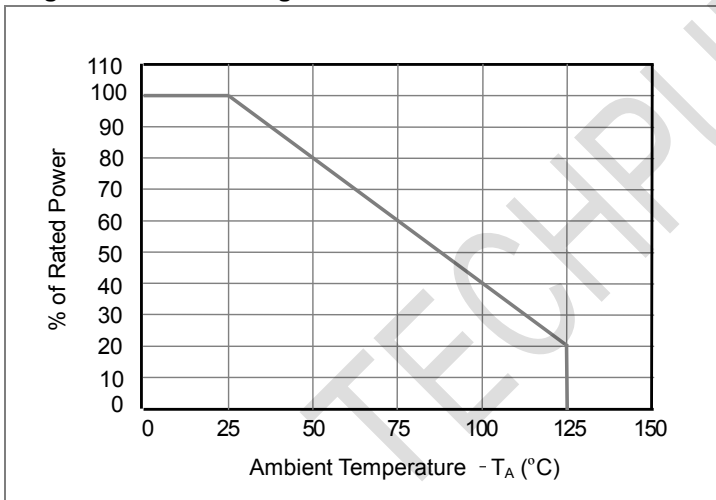
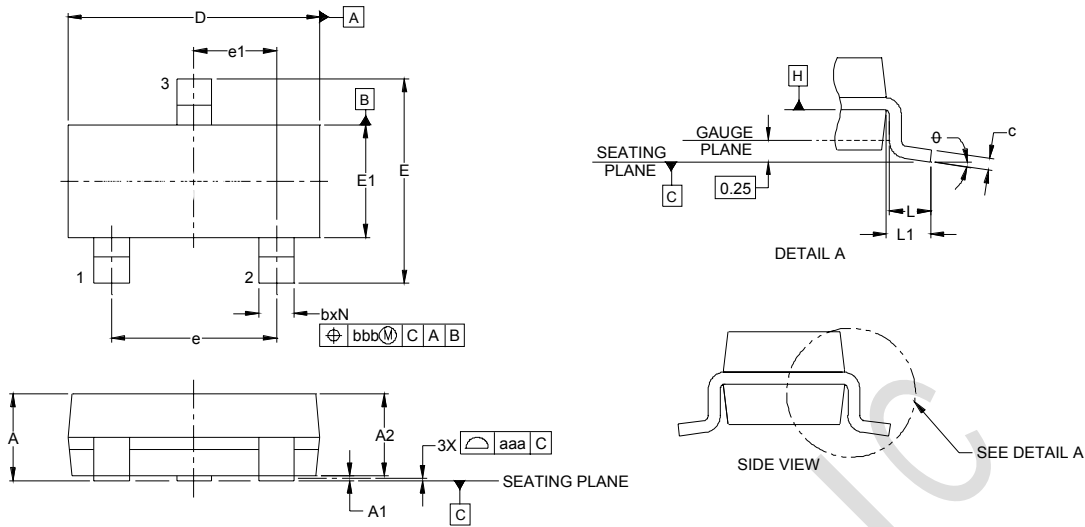


Fig3. Power Derating Curve



Outline Drawing - SOT23



DIM	INCHES		MILLIMETERS	
	MIN	NOM/MAX	MIN	NOM/MAX
A	.035	-.044	0.89	- 1.12
A1	.000	-.004	0.01	- 0.10
A2	.035	.037 .040	0.88	0.95 1.02
b	.012	-.020	0.30	- 0.51
c	.003	-.007	0.08	- 0.18
D	.110	.114 .120	2.80	2.90 3.04
E	.082	.093 .104	2.10	2.37 2.64
E1	.047	.051 .055	1.20	1.30 1.40
e	.075		1.90	BSC
e1	.037		0.95	BSC
L	.015	.020 .024	0.40	0.50 0.60
L1	.022		(0.55)	
N	3		3	
$-\theta$	0°	- 8°	0°	- 8°
aaa	.004		0.10	
bbb	.008		0.20	

Land Pattern - SOT23

