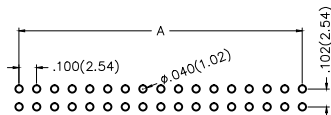
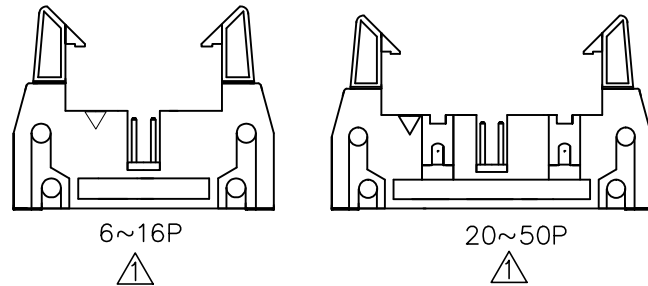
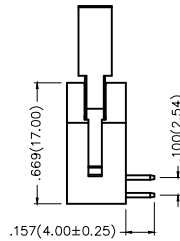
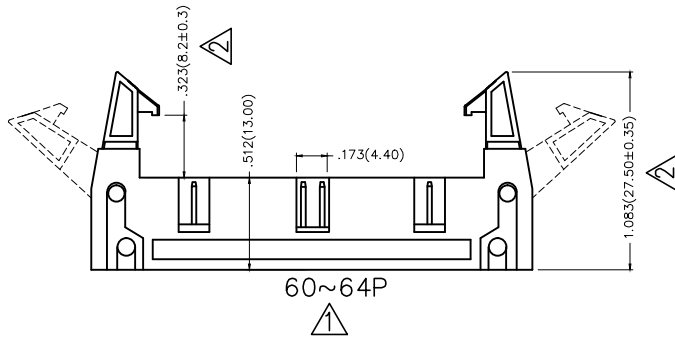
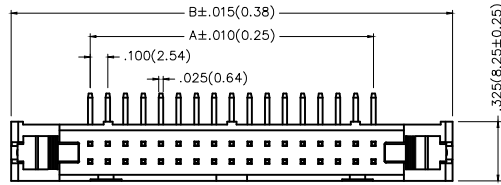


REV	LOCATIONS	DESCRIPTION	DATE	REVSER	APPD
1	△	Update version	26/Apr/16	KATE	FRANK
2	△	Dimensions change	17/Apr/19	KATE	FRANK



Recommended P.C.Board Layout

Electrical

Current Rating: 3.0A AC(rms)/DC  
Voltage Rating: 250V AC(rms)/DC  
Contact Resistance: 20 mΩ Max  
Insulation Resistance: 1000 MΩ MIN  
Withstanding Voltage: 500V AC r.m.s  
Temperature Range-Operating: -40°C~+105°C

Material and Plating

Housing: Polyester (UL94V-0)  
Contact Pin: Brass  
Plating: Gold Plated/Selective gold in contact area, tin on tail

Ordering Information

FBH 254 05 - D XX B X XX X K6 K  
1 2 3 4 5 6 7 8 9 10 11

1	Category FBH-Box Header	2	Series Number 254-Pitch2.54mm	3	Distinction No. 05	4	Row Option D-Double Row	5	Circuits XX	6	Entry Angle B-90° Angle
7	Plating 1-Gold Plated 3-Selective gold in contact area, tin on tail	8	Thickness of Plating 00-Gold Flash 05-5μ"	9	Material-Resin 1-PBT 4-PA6T	10	Color-Resin K6-Black	11	Packaging K-Tray		

Circuits (n)	Part No.	Dimensions(in/mm)		Circuits (n)	Part No.	Dimensions(in/mm)	
		A	B			A	B
6	FBH25405-D06BXXXXK6K	.200(5.08)	1.056(26.82)	24	FBH25405-D24BXXXXK6K	1.100(27.94)	1.956(49.68)
8	FBH25405-D08BXXXXK6K	.300(7.62)	1.156(29.36)	26	FBH25405-D26BXXXXK6K	1.200(30.48)	2.055(52.22)
10	FBH25405-D10BXXXXK6K	.400(10.16)	1.256(31.90)	30	FBH25405-D30BXXXXK6K	1.400(35.56)	2.256(57.30)
12	FBH25405-D12BXXXXK6K	.500(12.70)	1.356(34.44)	34	FBH25405-D34BXXXXK6K	1.600(40.64)	2.456(62.38)
14	FBH25405-D14BXXXXK6K	.600(15.24)	1.456(36.98)	40	FBH25405-D40BXXXXK6K	1.900(48.26)	2.756(70.00)
16	FBH25405-D16BXXXXK6K	.700(17.78)	1.556(39.52)	50	FBH25405-D50BXXXXK6K	2.400(60.96)	3.256(82.70)
18	FBH25405-D18BXXXXK6K	.800(20.32)	1.656(42.06)	60	FBH25405-D60BXXXXK6K	2.900(73.66)	3.756(95.40)
20	FBH25405-D20BXXXXK6K	.900(22.86)	1.756(44.60)	64	FBH25405-D64BXXXXK6K	3.100(78.74)	3.956(100.48)

 THIRD ANGLE PROJECTION	GENERAL TOLERANCES (UNLESS SPECIFIED)		APPROVE BY FRANK	DATE 19/JUL/13	PART NO. FBH25405-DXXBXXXXK6K	ITEM NO. FBH25405	 Leader Of Industry
	DESIGN UNITS Inch (metric)	X.±.012(0.30)	X.±5'	CHECKED BY CHERRY	DATE 19/JUL/13	TITLE Wire to Board(Box Header) Pitch 2.54mm 90° Angle(DIP)	
SCALE 5:1	SIZE A4	X.XX±.006(0.15)	.XX±1'	DRAWN BY JACOB	DATE 19/JUL/13	THIS DRAWING CONTAINS INFORMATION THAT IS PROPRIETARY TO TXGA INDUSTRIAL ELECTRONICS(S.Z)CO.,LTD AND SHOULD NOT BE USED WITHOUT WRITTEN PERMISSION	