

FEATURES

- Glass Passivated Die Construction
- Super-Fast Recovery Time For High Efficiency
- Low Forward Voltage Drop and High Current Capability
- Ideally Suited for Automated Assembly
- Plastic Material: UL Flammability Classification Rating 94V-0



SMAF

MECHANICAL DATA

- Case: SMAF Molded plastic
- Terminals: Pure tin plated, lead free
- Polarity: Indicated by cathode band
- Weight: 27mg (approx.)



Cathode

MAXIMUM RATINGS AND ELECTRICAL CHARACTERISTICS

Ratings at 25 °C ambient temperature unless otherwise specified. Single phase, half wave, 60 Hz, resistive or inductive load. For capacitive load, derate current by 20%.

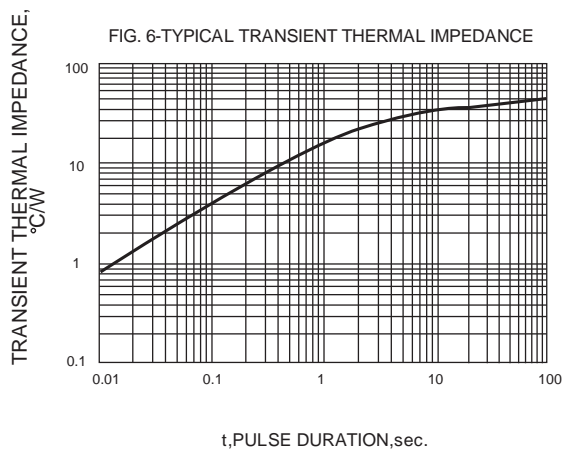
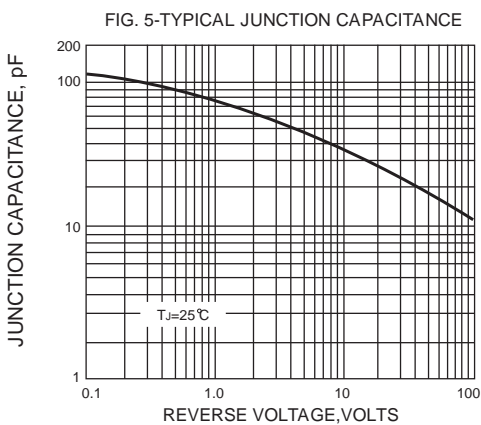
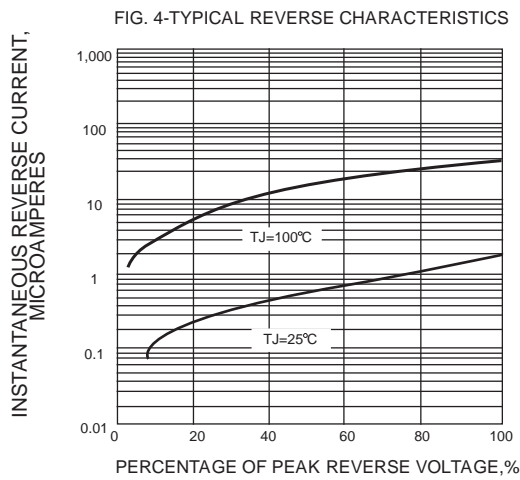
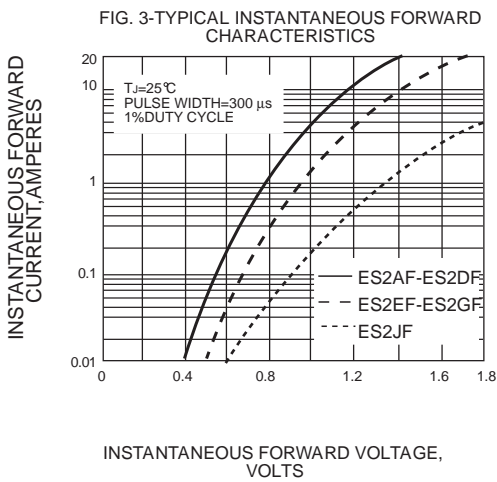
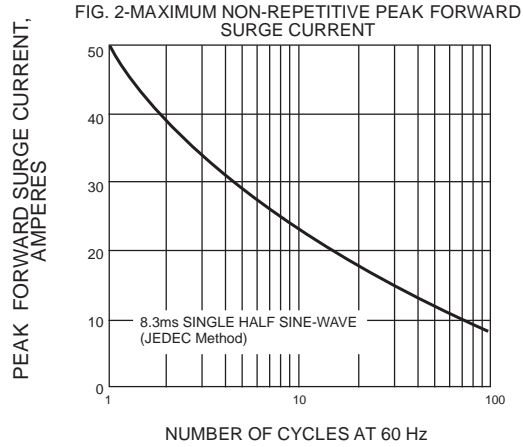
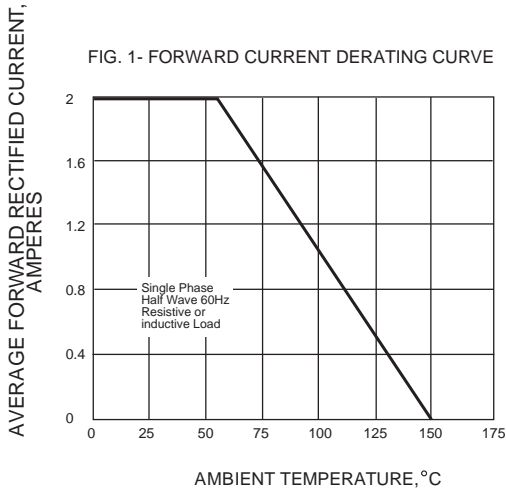
Parameter	Symbol	ES2AF	ES2BF	ES2CF	ES2DF	ES2EF	ES2GF	ES2JF	Unit	
Maximum Repetitive Peak Reverse Voltage	V_{RRM}	50	100	150	200	300	400	600	V	
Maximum RMS Voltage	V_{RMS}	35	70	105	140	210	280	420	V	
Maximum DC Blocking Voltage	V_{DC}	50	100	150	200	300	400	600	V	
Maximum Average Forward Rectified Current at $T_A = 75\text{ °C}$	$I_{F(AV)}$	2.0							A	
Peak Forward Surge Current 8.3ms Single Half Sine-wave Superimposed on Rated Load (JEDEC)	I_{FSM}	50.0							A	
Maximum Instantaneous Forward Voltage at 2A	V_F	0.95				1.25		1.7	V	
Maximum DC Reverse Current at Rated DC Blocking Voltage	I_R	$T_A = 25\text{ °C}$							5.0	μA
		$T_A = 100\text{ °C}$							50.0	
Maximum reverse recovery time (NOTE1)	t_{rr}	35							nS	
Typical Junction Capacitance (NOTE2)	C_J	60.0							pF	
Maximum Thermal Resistance (NOTE3)	$R_{\theta JL}$	40.0							°C/W	
Operating and Storage Temperature Range	$T_{J, TS}$	- 50 to + 150							°C	

Note: 1.Reverse recovery condition $I_F=0.5A, I_R=1.0A, I_{rr}=0.25A$

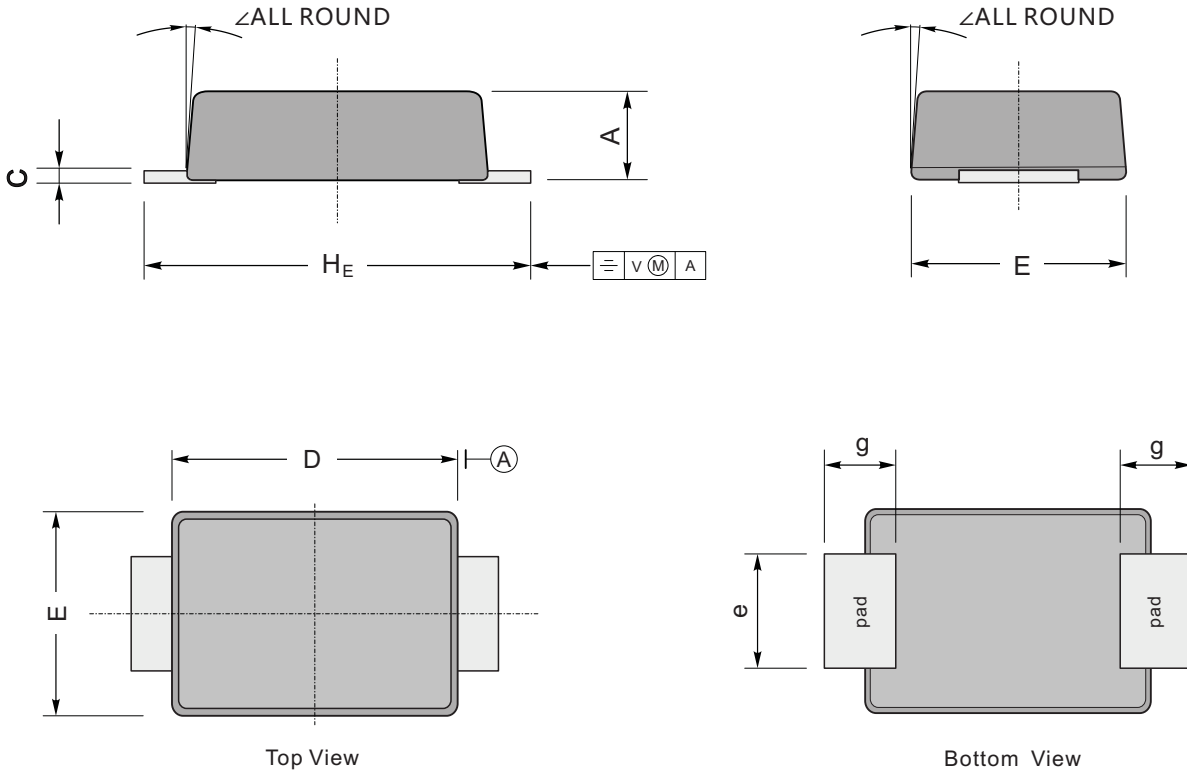
2.Measured at 1MHz and applied reverse voltage of 4.0V D.C.

3.P.C.B. mounted with 0.2x0.2"(5.0x5.0mm) copper pad areas

Typical Characteristics



SMAF Package Outline Dimensions



UNIT		A	C	D	E	e	g	H _E	\angle
mm	max	1.1	0.20	3.7	2.7	1.6	1.2	4.9	7°
	min	0.9	0.12	3.3	2.4	1.3	0.8	4.4	
mil	max	43	7.9	146	106	63	47	193	
	min	35	4.7	130	94	51	31	173	