

TPF16LS Series Sealed 6 mm Tact Switches

Features/Benefits

- Positive tactile feeling
- Various heights
- IP67

Typical Applications

- Automotive
- Cellular phones
- Industrial electronics
- Network infrastructure and IT
- Elevator

Liability Limitation

This datasheet does not provide enough information for applications that require a certain level of quality or safety such as automotive, medical systems, or safety equipment. Please contact customer service for the contractual specification package.

Environmental

	Silver	Gold
OPERATING TEMPERATURE:	-40°C to 85°C	-40°C to 125°C
STORAGE TEMPERATURE:	-55°C to 85°C	-55°C to 125°C

Process

SOLDERING: Depending on the application, this component is suited to the following methods:

- Terminals being silver or gold plated over a nickel barrier, the use of slightly activated flux is suitable.
- Soldering on double wave machine for vertical versions: soldering time ≤ 5 sec.
- Cleaning according to typical washing processes.
- Infrared Reflow Soldering in accordance with IEC 61760-1.

Electrical

	Silver	Gold
MAXIMUM POWER:	1 VA	0.2 VA
MAXIMUM VOLTAGE:	32 VDC	32 VDC
MINIMUM VOLTAGE:	20 mV	20 mV
MAXIMUM CURRENT:	50 mA	10 mA
MINIMUM CURRENT:	1 mA*	0.1 mA

DIELECTRIC STRENGTH (50 Hz, 1 min.): ≥ 250 Vrms
 CONTACT RESISTANCE: ≤ 50mΩ
 INSULATION RESISTANCE (100 V): ≥ 10M Ω
 BOUNCE TIME: ≤ 1 ms

* Ultra low current with 10 µA - 1 VDC version are available upon request for TPF16

Packaging

Tape and Reel (see series for quantity information)

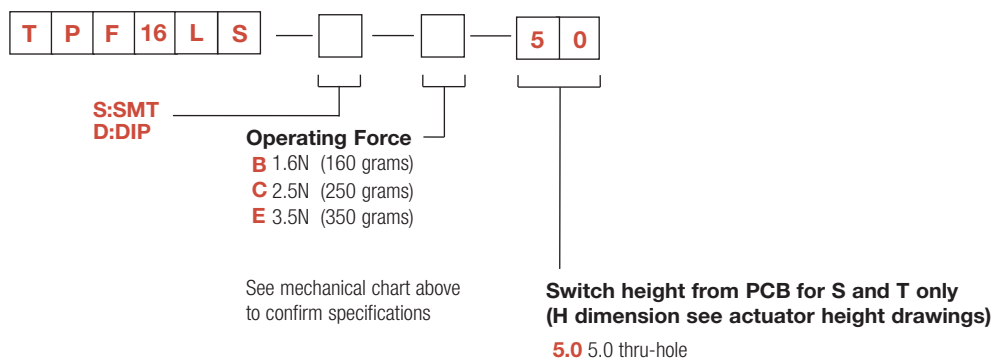
NOTE: Specifications listed above are for switches with standard options.

How To Order

Our easy build-a-switch concept allows you to mix and match options to create the switch you need. To order, select desired option from each category and place it in the appropriate box.

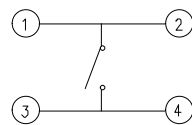

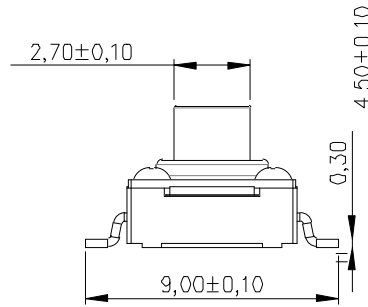
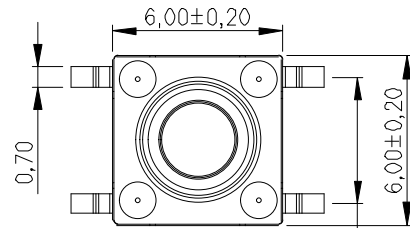
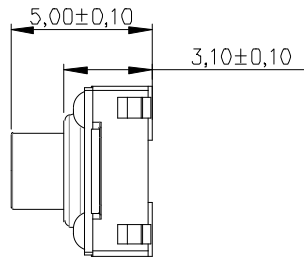
However, please note that all the combinations of these options are not feasible.

For any part number different from those listed above, please consult your local representative.

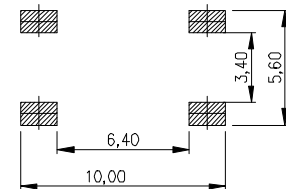


TPF16LS Series Sealed 6 mm Tact Switches

TPF16LS-SB50
TPF16LS-SC50



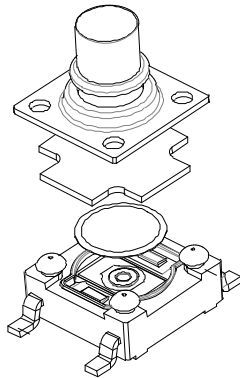
CIRCUIT DIAGRAM



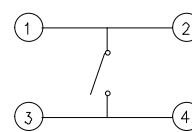
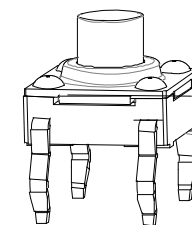
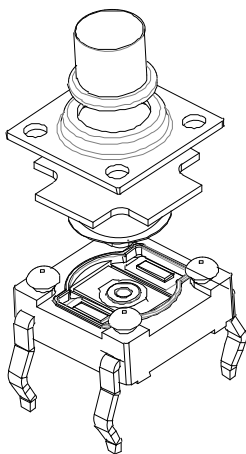
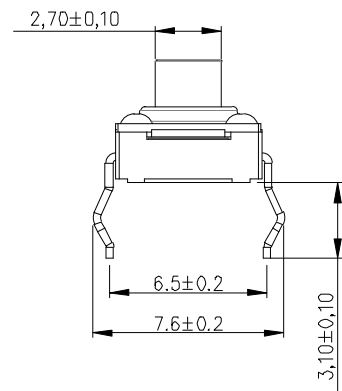
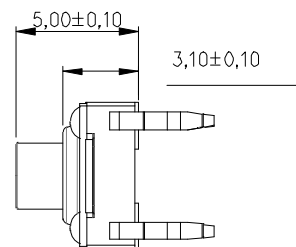
PCB.WELDING DRAWING

B

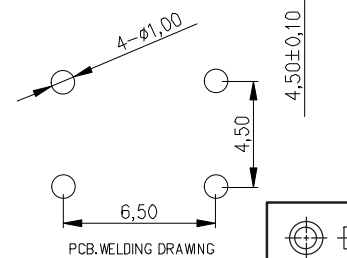
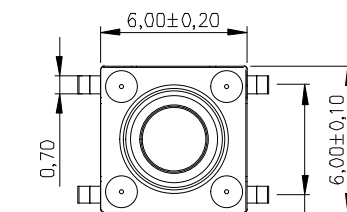
Tactile Switches



TPF16LS-DB50
TPF16LS-DC50



CIRCUIT DIAGRAM



PCB.WELDING DRAWING



Third Angle
Projection

Dimensions are shown:mm
Specifications and dimensions subject to change