

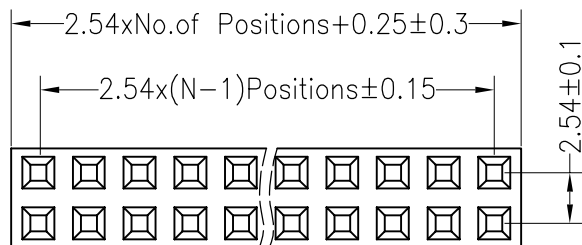
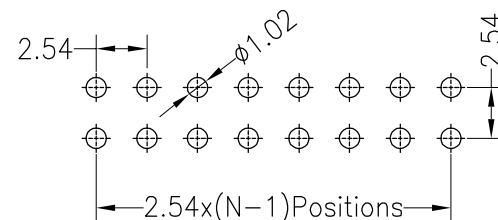


SPECIFICATIONS

Rated Current:3.0AMP
 Contact Resistance:20mΩ Max
 Withstand Voltage:1000V AC/DC
 Insulation Resistance:1000MΩ Min
 Operation Temperature:-40°C to +105°C

Contact Material:Brass
 Contact Plating:Au Over Ni
 Insulator Material:Polyester(UL94V-0)
 Standard: PBT
 Max.Processing Temp: 180°C for 30-60 seconds
 (200°C for 10 seconds)

Recommended P.C.B Layout(Top Side)
 (PCB BOARD TOLERANCE±0.05)



Ordering Information

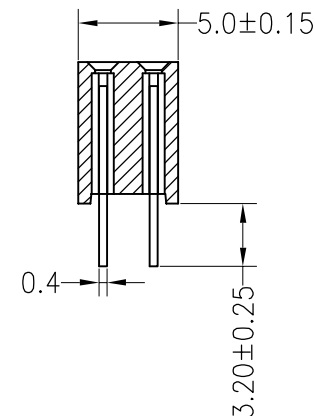
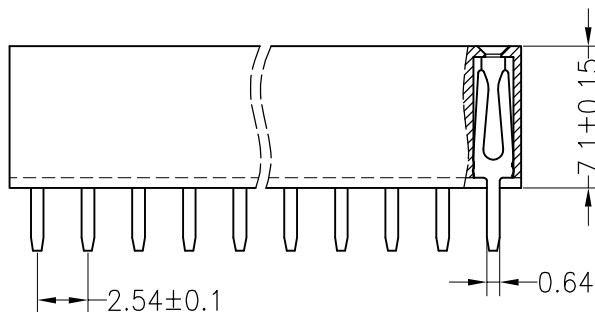
2271 02 XX X N XX S Y X 01

No. of Pins Per Row 2*40

Insulator Material Option
 A=BK-PBT
 B=BK-PA66
 C=BK-PA6T
 D=BK-PA46
 F=BK-LCP

Contact Plating
 G0:Gold Flash
 G2:5U" Gold
 G3:10U" Gold
 G4:15U" Gold
 G5:30U" Gold
 S0:Gold Flash/Tin
 SN:Tin

Packing
 O=PE Bag
 A=Tray
 T=Tube
 P=Tube+Cap
 R=Reel+Cap
 M=Reel+Mylar



OPERATION

X.X	±0.30
X.XX	±0.20
X.XXX	±0.10
Angle	±3°
DIM	TOL

DRAW
 CHECK
 APPROVE

SCALE
 FIT
 UNIT mm
 SIZE A4
 SHEET 1/1
 PROJ.

深圳市连盛精密连接器有限公司

PART NO.

FH-00028

TITLE:

2.54FH H7.1mm 2xNpin 180° DIP

A

REV	DATE	MODIFICATION DESCRIPTION	CHANGE	DIM	TOL	SCALE	FIT	PART NO.	TITLE:
A0	2012.04.26	NEW DRAWING				UNIT mm	A4	FH-00028	2.54FH H7.1mm 2xNpin 180° DIP

1 2 3 4 5 6 7 8 9