

公司简介

南京新玉跃电子有限公司是成立于 1992 年的中外合资企业（原名南京玉跃电子有限公司），具有 10 多年专业制造陶瓷电容器的生产经验。公司主要产品为全系列陶瓷电容器，包括低、中、高压及交流产品，广泛应用于家电、通讯、照明等整机并为仪表等装备产品配套，年生产能力达到 10 亿只以上，出口占销售总额的 50% 以上，遍及世界各个国家和地区。目前，公司形成了完整的管理体系，已通过 ISO9001 质量管理体系和 ISO14001 环境管理体系认证，产品满足 ROHS、REACH 要求，同时我们的安规产品在中国、美国、德国、加拿大、挪威、芬兰、瑞典、丹麦均已获得认证。

严格、科学的管理体系，先进的生产设备，雄厚的技术力量以及良好的服务，使我们多年来享誉中外。南京新玉跃电子有限公司是您最好的合作伙伴！

Company Profile

NanJing YuYue Electronics Co., Ltd, a joint venture established in 1992, is a professional manufacturer of ceramic capacitors with over ten years' history. The main products include full series of ceramic capacitors, ranging from low, mid & high voltage to AC safety standards capacitors. Our annual capacity is up to 1 billion pieces and the products are widely spread all over the world. The amounts for export accounts for over half of the all sales. Being an ISO9001 and ISO14001 certificated company, we have also obtained safety approvals in China (CQC), U.S.A (UL), Germany (VDE), Canada (CSA), Norway (NEMKO), Finland (FIMKO), Sweden (SEMKO), Denmark (DEMKO), and our product comply with ROHS 、 REACH directive.

We have been widely accepted for many years at home and abroad, with our scientific management system, advanced equipments, strong technical support and excellent services, NanJing YuYue Electronics Co., Ltd. is your best choice!





目 录

CONTENT

■圆片瓷介电容器 DISC CERAMIC CAPACITOR

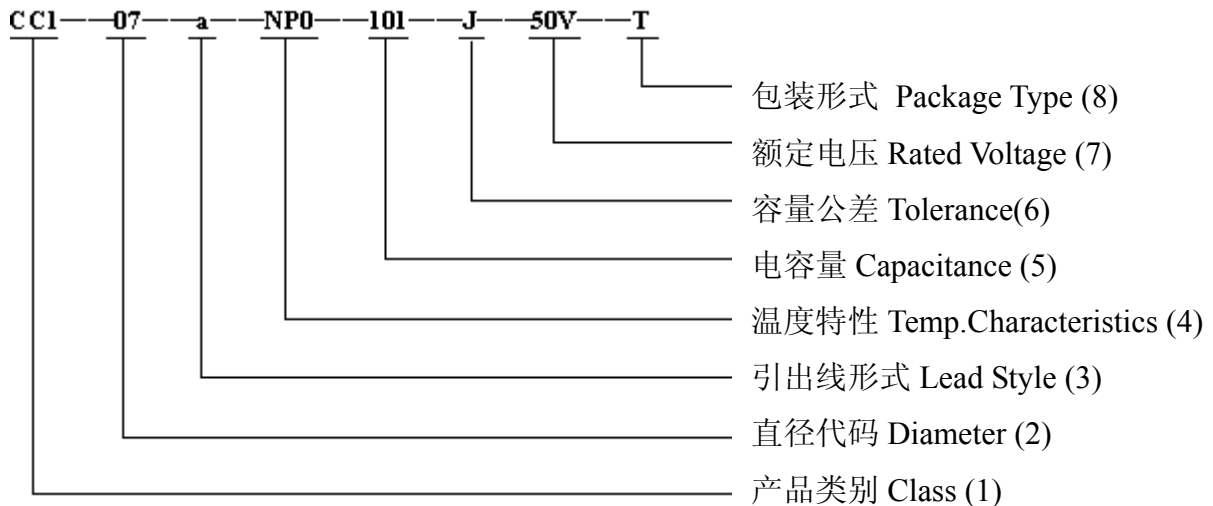
一、	品名的表示方法 Part Numbering System	1
1.	产品类别 CLASS	1
2.	直径代码 Diameter	1
3.	引出线形式 Lead Style	2
4.	温度特性 Temperature Characteristics	2
5.	电容量 Capacitance	2
6.	电容量公差 Capacitance Tolerance	2
7.	额定电压 (U_R) Rated Voltage	2
8.	包装形式 Package Type	3
二、	温度特性 Temperature Characteristics	4
三、	CT7 安规认定瓷介电容器 CT7 Safety Standard recognized Ceramic Capacitor	5
	X1, Y2 型	5
	X1, Y1 型	6
四、	HR 系列高压瓷介电容器 HR Series High Voltage Ceramic Capacitor	7
五、	CC1 温度补偿型圆片瓷介电容器 CC1 Temperature Compensating Ceramic Capacitor	8
六、	CT1 高介电常数型圆片瓷介电容器 CT1 High Dielectric Constant Ceramic Capacitor	9
七、	CS1 半导体瓷型圆片瓷介电容器 CS1 Semi-Conductive Dielectric Ceramic Capacitor	10
八、	CC81 型高压瓷介电容器 CC81 Series High Voltage Ceramic Capacitor	11
九、	CT81 型高压瓷介电容器 CT81 Series High Voltage Ceramic Capacitor	12
十、	CT81 型超高压瓷介电容器 CT81 Super High Voltage Ceramic Capacitor	14

■独石电容 MULTILAYER CERAMIC CAPACITOR

一、	品名的表示方法 Part Numbering System	15
二、	常规性能 General Specification	15

- 三、 温度特性 Temperature Characteristics (T.C.)
- 四、 尺寸、容量、额定电压的关系 Relationship with dimension, capacitance and rated voltage 15
- 五、 包装数量 Package quantity ----- 16

一、 品名的表示方法 Part Numbering System



1. 产品类别 CLASS

1.1 温度补偿类型(I类)

Temperature Compensation (Class I)

代码 Code	CC1	CC81
额定电压 Rated Voltage	50V~500V	≥1KV

1.2 高介电常数型(II类)

High Dielectric Constant (Class II)

代码 Code	CT1	CT81	CT7
额定电压 Rated Voltage	50V~500V	≥1KV	X1Y1/X1Y2

1.3 半导体型(III类)

Semi-Conductive Dielectric (Class III)

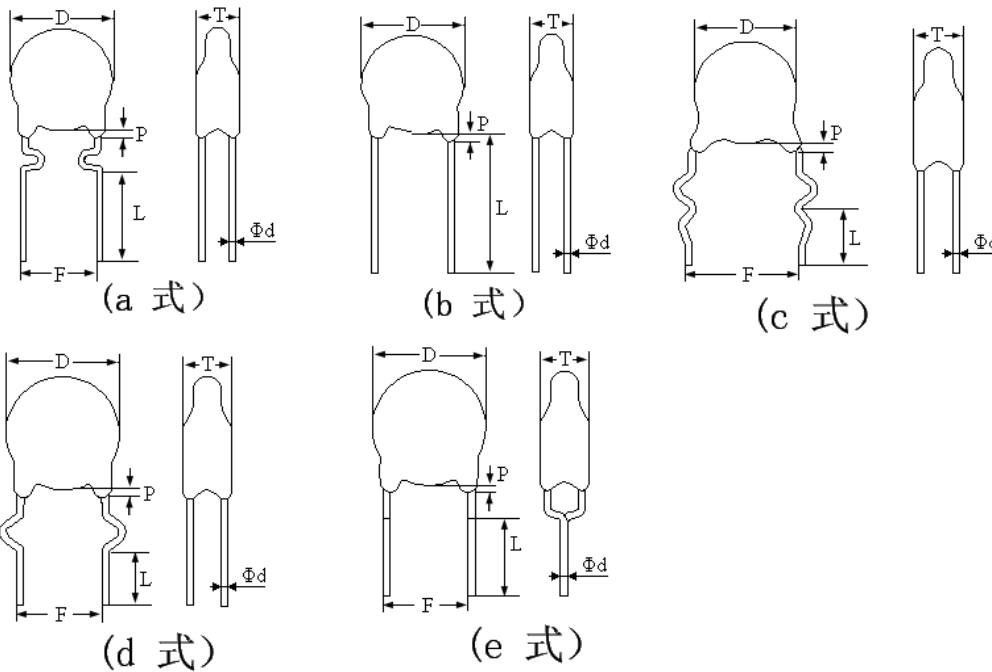
代码 Code	CS1
额定电压 Rated Voltage	16V~50V

2. 直径代码 Diameter

代码 Code	04	05	06	07	08	09	10	11	12	13	14	15	16	18
片径 D±1(mm)	4.0	5.0	6.0	7.0	8.0	9.0	10.0	11.0	12.0	13.0	14.0	15.0	16.0	18.0

代码 Code	a	b	c	d	e
------------	---	---	---	---	---

3. 引出线形式 Lead Style



4. 温度特性 Temperature Characteristics

4.1 I类 Class I

组别代码 Code	NP0 (C)	N150 (P)	N220 (R)	N330 (S)	N470 (T)	N750 (U)	P350~N1000 (SL)
--------------	------------	-------------	-------------	-------------	-------------	-------------	--------------------

4.2 II、III类 Class II、Class III

组别代码 Code	Y5P (2B、BN)	Y5R (2R)	Y5U、Z5U (2E)	Y5V、Z5V (2F)
--------------	----------------	-------------	-----------------	-----------------

5. 电容量 Capacitance

代码 Code	0R5	1R0	100	101	102	103	104
容量 Capacitance	0.5pF	1pF	10pF	100pF	1000pF	0.01uF	0.1uF

6. 电容量公差 Capacitance Tolerance

代码 Code	C	D	J	K	M	Z
容量公差 Cap. Tolerance	$\pm 0.25\text{pF}$	$\pm 0.50\text{pF}$	$\pm 5\%$	$\pm 10\%$	$\pm 20\%$	$+80\%-20\%$
适用容量范围 Applicable Capacitance Range	$\leq 5\text{pF}$		$\geq 5\text{pF}$			

圆片瓷介电容器
DISC CERAMIC CAPACITOR

YUYUE

7. 额定电压 (U_R) Rated Voltage

DC: 从 16V 到 15KV From 16V to 15KV

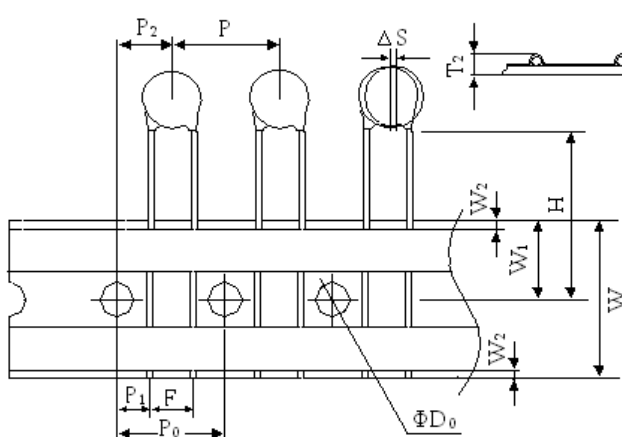
AC: X1Y1 X1Y2

8. 包装形式 Package Type

代码 Code	B	T
包装形式 Package Type	散件 Bulk	盒式编带 Taping Ammo Package

■ 编带 Taping Specification

直引线 straight leads



内弯引线 inside crimped leads

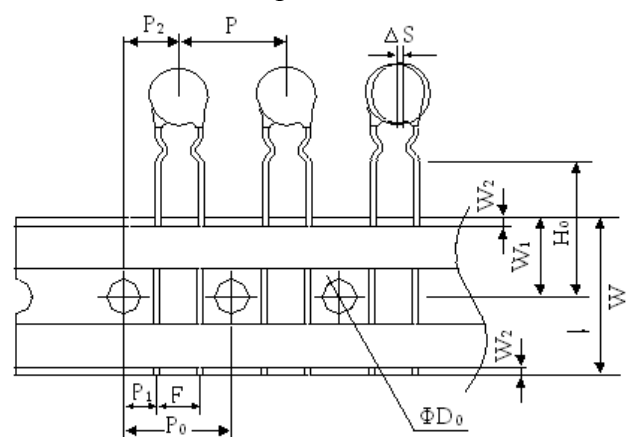


表 1

Item	Code	Value (mm)	
Pitch of component	P	12.7 ± 1.0	15.0 ± 1.0
Pitch of sprocket hole	P0	12.7 ± 0.3	15.0 ± 0.3
Lead spacing	F	$5.0^{+0.8}_{-0.2}$	$7.5^{+0.8}_{-0.2}$
Length from hole center to component center	P2	6.35 ± 1.0	7.5 ± 1.0
Length from hole center to lead	P1	3.85 ± 0.7	3.75 ± 0.7
Body diameter	D	See the individual product specification	
Deviation along tape, left or right	ΔS	0 ± 1.0	
Carrier tape width	W	18.0 ± 0.5	
Position of sprocket hole	W1	9.0 ± 0.5	
Lead distance between reference and bottom	H	$20^{+1.5}_{-1.0}$	

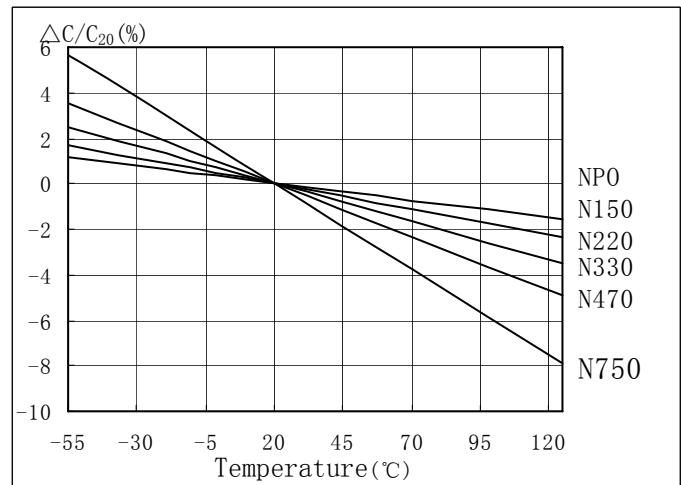
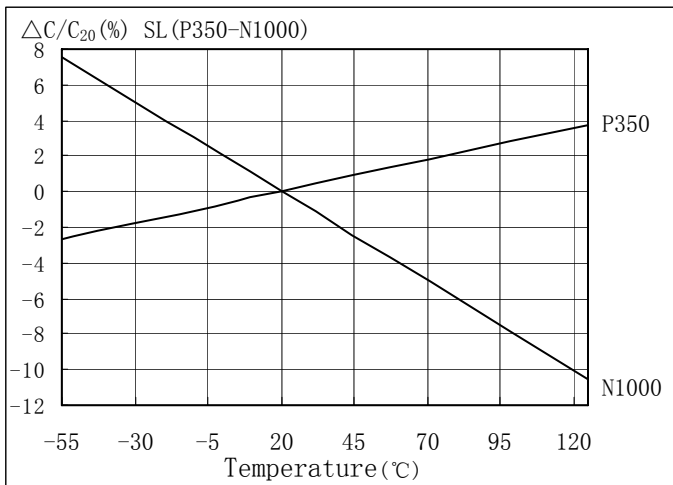
	H0	$16_{-0.5}^{+1.0}$
Diameter of sprocket hole	ΦD_0	4.0 ± 0.2
Total tape thickness	t1	0.5 ± 0.2
Total thickness, tape and lead wire	t2	1.5max
Hold down tape position	W2	$1.5_{-0}^{+1.5}$
Deviation across tape	Δh	0 ± 1.0

说明：我们将对产品进行持续的改进，因此技术规格参数若有变动或更改，以承认规格书为准。

Note: Dimensions and specifications are subject to changes in accordance with our continuous improvement and our specification for approval should be taken as the latest.

二、 温度特性 Temperature Characteristics

1. I类瓷温度系数 Class I Temperature Coefficient (T.C.)

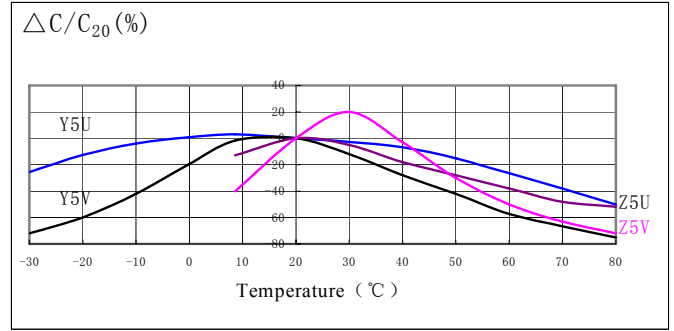
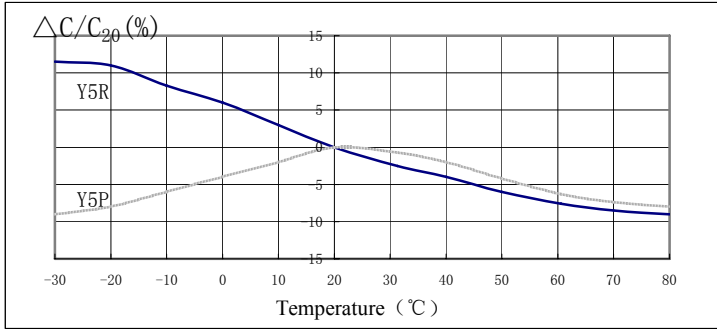


温度系数、公差及色标

Temperature Coefficient (T.C.), Tolerance and Code Color

温系代码 T.C. Code	温系色标 T.C.Color Code	温系及公差 T.C. TOL	温系代码 T.C.Code	温系色标 T.C.Color Code	温系及公差 T.C. TOL.
NP0	黑 Black	$0 \pm 30(\text{CG})$	N470	兰 Blue	$-470 \pm 60(\text{TH})$
		$0 \pm 60(\text{CH})$	N750	紫 Violet	$-750 \pm 120(\text{UJ})$
N150	橙 Orange	$-150 \pm 60(\text{PH})$			
N220	黄 Yellow	$-220 \pm 60(\text{RH})$	SL	-----	$+350 \sim -1000$
N330	绿 Green	$-330 \pm 60(\text{SH})$	DL		-3300 ± 500

2. II、III类瓷温度特性 Class II、Class III Temperature Characteristics (T.C.)



温度特性 Temperature Characteristics

EIA 代码			GB 代码		
第一位字 The 1st letter	第二位字 The 2nd letter	第三位字 The 3rd letter			
X -55°C	5 +85°C	P ±10%	2B	±10%	-25~+85°C
Y -30°C	6 +105°C	R ±15%	2E	+22-56%	
Z +10°C	7 +125°C	S ±22%	2F	+22-82%	
		T +22%-33%			
		U +22%-56%			
		V +22%-82%			

三、 CT7 安规认定瓷介电容器

CT7 Safety Standard recognized Ceramic Capacitor

特性 Features

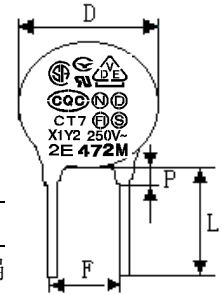
适合用在需安规认定、产品失效时可能导致电冲击危险的场合

These Ceramic Capacitors are specifically designed for AC applications and be used wherever they may be resulted in electronic shock when products are invalid.

■ X1,Y2 型 X1,Y2 Series

常规性能 General Specification

工作温度范围 Operating Temp. Range	-25°C to +125°C
电容量 Capacitance	在 1KHz±20% , 1.0±0.2Vrms 下测试, 容量在允许偏 Within the Specified Tolerance at 1KHz±20% , 1.0±0.2 v _{rms}
电容量公差 Capacitance Tolerance	K:±10%, M:±20%
损耗 Dissipation Factor(DF)	≤2.5% at 1KHz±20% 1.0V±0.2Vrms
耐电压 Dielectric Withstanding Voltage	2600Vac for 2~5S
绝缘电阻(IR)Insulation Resistance	10000MΩ min at 500VDC and 1 minute electrification



标准 Applicable Standard		证书号码 Certificate No.	额定电压 (U _R) Rated Voltage	标记 Approved Monogram
UL	UL1414	E237728	AC250V (r. m. s)	
CSA	CSA-C22.2 No. 1-98	1515289		
CQC	GB/T14472	CQC03001008192		
VDE	EN60384-14	40008013		

DEMKO		312603-01		ⓓ
SEMKO		313019		Ⓢ
FIMKO		20349		ⓕI
NEMKO		P04201486		Ⓝ

电容量规格 Capacitance Specification

电容量 Capacitance(pF)			外形尺寸 Diameter(mm)			
温度特性 Temperature Characteristics			D	Tmax	F±1.0	d±0.05
2B (Y5P)	2E (Y5U)	2F (Y5V)				
100~330		10~1500	06	6.0	7.5	0.60
390~470	1000~1500	2200	07			
560~680			08			
820~1000	2200	3300	09			
		4700	10			
	3300		11			
		6800	12			
	4700		13			
		10000	14			

圆片瓷介电容器 DISC CERAMIC CAPACITOR

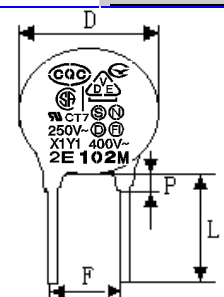
YUYUE

X1,Y1 型 X1,Y1 Series

特性 Features

适合用在需安规认定、产品失效时可能导致电冲击危险的情况

These Ceramic Capacitors are specifically designed for AC applications and be used wherever they may be resulted in electronic shock when products are invalid.



常规性能 General Specification

工作温度范围 Operating Temp. Range	-25°C to +125°C
电容量 Capacitance	在 1KHz±20% , 1.0±0.2Vrms 下测试, 容量在允许偏差范围内 Within the Specified Tolerance at 1KHz±20% , 1.0±0.2Vrms
电容量公差 Capacitance Tolerance	K:±10%, M:±20%
损耗 Dissipation Factor(DF)	≤2.5% at 1KHz±20% 1.0V±0.2Vrms
耐电压 Dielectric Withstanding Voltage	4000Vac for 2~5 S
绝缘电阻(IR)Insulation Resistance	10000MΩ min at 500VDC and 1 minute electrification

标准 Related Standard		证书号码 Certificate No.	额定电压 (U _R) Rated Voltage	标记 Approved Monogram
UL	UL1414	E237728	AC250V (r. m. s)	
CSA	CSA-C22.2 NO.1-98	1515289		
CQC	GB/T14472	CQC03001008193		

**圆片瓷介电容器
DISC CERAMIC CAPACITOR**

YUYUE

VDE	EN60384-14	40008010	AC400V (r. m. s)	
DEMKO		315034-01		
SEMKO		906443		
FIMKO		25150		
NEMKO		P09210990		

电容量规格 Capacitance Specification

电容量 Capacitance(pF)			外形尺寸 Diameter(mm)			
温度特性 Temperature Characteristics			D	Tmax	F±1.0	d±0.05
2B (Y5P)	2E (Y5U)	2F (Y5V)				
100~220	470	1000	06	7.0	10.0	0.60
270~330	1000	1500	07			
390~470			08			
560~680		2200	09			
820	1500~2200	3300	10			
1000			11			
	3300	4700	12			
	4700		15			

※ 超出本规范的圆片瓷介电容器产品，可按顾客要求提供。For units beyond above specification, please consult us.

四、 HR 系列高压瓷介电容器

HR Series High Voltage Ceramic Capacitor

特性 Features

低损耗，用于开关电源缓冲器 Low Loss for Switching Power Supply Snubber Circuit

常规性能 General Specification

工作温度范围 Operating Temp. Range	-25℃ to +85℃
电容量 Capacitance	在 1KHz±20% ， 1.0±0.2Vrms 下测试，容量在允许偏差范围内 Within the Specified Tolerance at 1KHz±20% ， 1.0±0.2Vrms
电容量公差 Capacitance Tolerance	K: ±10%, M: ±20%
损耗 Dissipation Factor(DF)	DF≤0.2% at 1KHz±20% ， 1.0±0.2Vrms
额定电压 Rated Voltage(U _R)	1KV、2KV
耐电压 Dielectric Withstanding Voltage	2U _R for 2 to 5 S (Charge /Discharge current≤50mA)
绝缘电阻(IR)Insulation Resistance	10000MΩ min at 500VDC and 1 minute electrification

电容量规格 Capacitance Specification

额定电压 Rated Voltage	电容量 Capacitance (pF)	外形尺寸 Diameter (mm)
-----------------------	----------------------	-----------------------

		温度特性 Temperature Characteristics				
DC	SL	Y5R (R)	D	Tmax	F±1.0	d±0.05
1KV	10~68	150~330	05	4.0	5.0 or 7.5	0.6
	82~100	470~560	06			
	150~180	680	07			
	220	820~1000	08			
	270	1200	09			
	330~390	1500~1800	10			
	470	2200	12			
2KV	10~47	100~330	06	5.0	5.0 or 7.5	0.6
	56~100	390~560	07			
	120~150	680	08			
	180	820	09			
		1000	10			
	220~270	1500	12			
	330	1800~2200	14			
470~560	3300	16				

五、 CC1 温度补偿型圆片瓷介电容器 (Class I)

CC1 Temperature Compensating Ceramic Capacitor (Class I)

特性 Features

电容量变化与温度呈线性 Linear Capacitance Change over Temperature

容量稳定性高 High Stability of Capacitance

低损耗 Low Loss at Wide Range of Frequency

多种温度系数，适用于谐振回路及温度补偿效应的回路。

Various T.C. available Suits for Oscillation and Temperature Compensating Circuit.

常规性能 General Specification

工作温度范围 Operating Temp. Range	-25℃ to +85℃
电容量 Capacitance	在 1MHz±20% , 1.0±0.2Vrms 下测试, 容量在允许偏差范围内 Within the Specified Tolerance at 1MHz±20% , 1.0±0.2Vrms
电容量公差 Capacitance Tolerance	C:±0.25pF, D:±0.5pF, J:±5%, K: ±10%
损耗 Dissipation Factor(DF)	$C < 50\text{pF}$, $DF \leq 1.5(150/C_R + 7) \times 10^{-4}$ $C \geq 50\text{pF}$, $DF \leq 15 \times 10^{-4}$ at 1MHz±20% , 1.0±0.2Vrms
额定电压 Rated Voltage(U_R)	50V to 500V
耐电压 Dielectric Withstanding Voltage	$2.5U_R$ for 2 to 5 S (Charge /Discharge current $\leq 50\text{mA}$)
绝缘电阻(IR)Insulation Resistance	10000MΩ min at rated voltage and 1 minute electrification

圆片瓷介电容器

DISC CERAMIC CAPACITOR

YUYUE

电容量规格 Capacitance Specification

额定电压 Rated voltage	电容量 Capacitance (pF)							外形尺寸 Diameter (mm)		
	温度系数 Temperature Coefficient.									
DC	NP0 (C)	N150 (P)	N220 (R)	N330 (S)	N470 (T)	N750 (U)	SL	D	F±1.0	
50V	0.5~47	1~47	15~39	15~39	15~39	20~56	24~220	04	2.5 0r 5.0	
								05		
		51~82	51~62	43~56			62~82	240~270		06
		100	680~100	62~100			91~120	300~430		07
160V	110~150	110~150	110~150			121~150	470~550	08		
	180~260	180~260	180~260			180~200	560~680	09		
250V	270~330					220~270	750~820	10		
	360~390						1000	12		
	470							14		
500V	1~39						20~120	05		
	47						150~180	06		
	51~68						200~220	07		
	82~100						270	08		
							300~330	09		

六、 CT1 高介电常数型圆片瓷介电容器(Class II)

CT1 High Dielectric Constant Ceramic Capacitor(Class II)

特性 Features

电容量变化与温度呈非线性关系 Nonlinear Capacitance change over temperature
适用于旁路、耦合电路中 Suits for By-pass, Coupling Circuit

常规性能 General Specification

工作温度范围 Operating Temp. Range	Y5P、Y5U、Y5V: -25℃ to +85℃, Z5U、Z5V: +10℃ to +85℃
电容量 Capacitance	在 1KHz±20% , 1.0±0.2Vrms 下测试, 容量在允许偏差范围内 Within the Specified Tolerance at 1KHz±20% , 1.0±0.2Vrms
电容量公差 Capacitance Tolerance	K: ±10%, M: ±20%, Z: +80-20%
损耗 Dissipation Factor(DF)	Y5P, : DF≤2.5%, BN≤0.5% Y5U, Z5U , Y5V, Z5V: DF≤3.5% at 1KHz±20% , 1.0±0.2Vrms
额定电压 Rated Voltage(U _R)	50V to 500V
耐电压 Dielectric Withstanding Voltage	2.5U _R for 2 to 5 S (Charge /Discharge current≤50mA)
绝缘电阻(IR)Insulation Resistance	4000MΩ min at rated voltage and 1 minute electrification

圆片瓷介电容器

DISC CERAMIC CAPACITOR

YUYUE

电容量规格 Capacitance Specification

额定电压 Rated Voltage	电容量 Capacitance (pF)					外形尺寸 Diameter (mm)	
	温度特性 Temperature Characteristics						
DC	Y5P (B、BN)	Y5U (E)	Z5U (E)	Y5V (F)	Z5V (F)	D	F±1.0
50V	100~2200	1000~5000	1000~6800	4700~6800	5600~10000	05	2.5 or 5.0
	2400~3300	5600~6800	8200~10000	8200~10000	15000	06	
	3600~4700	8200~10000	15000		22000	07	
160V	5000~6800		22000	22000		08	
	8200					09	
	10000					10	
250V	100~1000	1000~2200	1000~2200	2200~3300		05	
	1200~1500	2700~3300	2700~3300	3900~5600	4700~5000	06	
	1800~2200	3900~4700	3900~5000	6800~8200	6800	07	
500V	2700	5000~6800	5600~6800	10000	8200~10000	08	
	3000~3900	8200~10000	8200~10000		15000	09	
	4700			22000	22000	10	
	5600~6800		22000	33000		12	
	8200~10000			47000		14	
				100000	18		

七、 CS1 半导体型圆片瓷介电容器 (ClassIII)

CS1 Semi-Conductive Dielectric Ceramic Capacitor (ClassIII)

特性 Features

大容量、小体积 Large Capacitance in Small Size

适用于绝缘电阻低的低阻抗电路 Used in Low Impedance Circuit of Low IR

常规性能 General Specification

工作温度范围 Operating Temp. Range	-25℃ to +85℃
电容量 Capacitance	在 1KHz±20% , 0.1±0.01Vrms 下测试, 容量在允许偏差范围内 Within the Specified Tolerance at 1KHz±20% , 0.1±0.01Vrms
电容量公差 Capacitance Tolerance	K: ±10%, M: ±20%, Z: +80-20%
损耗 Dissipation Factor(DF)	Y5P: DF≤3.5%, Y5U: DF≤5.0%, Y5V: DF≤7.5% at 1KHz±20% , 0.1±0.01Vrms
额定电压 Rated Voltage(U _R)	16V, 25V, 50V
耐电压 Dielectric Withstanding Voltage	1.5U _R for 2 to 5 S (Charge /Discharge current≤50mA)
绝缘电阻(IR)Insulation Resistance	16V: 100MΩ or 10 MΩuF 1 minute electrification 25V、50V: 1000MΩ or 20 MΩuF 1 minute electrification

圆片瓷介电容器

DISC CERAMIC CAPACITOR

YUYUE

电容量规格 Capacitance Specification

额定电压 Rated Voltage	电容量 Capacitance (pF)			外形尺寸 Diameter (mm)	
	温度特性 Temperature Characteristics				
DC	Y5P (B)	Y5U (E)	Y5V (F)	D	F±1.0
16V		100000	100000	05	2.5 or 5.0
			220000	06	
			40000~47000	08	
25V	10000	40000~47000	50000~68000	04	
	15000~27000		100000	05	
	33000~47000	82000~100000		06	
	47000~68000	150000	220000	07	
		220000		08	
	82000~100000			09	
50V			10000~22000	10	
	10000~15000	10000~33000	33000~47000	04	
	18000~27000	40000~47000	68000~100000	05	
		82000~100000		06	
	33000~68000		220000	07	
	100000			08	
			11		

注:100V 以上产品可根据顾客要求提供

Units of 100v and over are available upon request.

八、 CC81 型高压瓷介电容器

CC81 Series High Voltage Ceramic Capacitor

特性 Features

环氧树脂包封, 可提供无卤素环氧树脂包封 Epoxy Coating for all Parts, HF Epoxy Coating be provided

容量稳定性高 High Stability of Capacitance

常规性能 General Specification

工作温度范围 Operating Temp. Range	-25℃ to +85℃
电容量 Capacitance	在 1MHz±20% , 1.0±0.2Vrms 下测试, 容量在允许偏差范围内 Within the Specified Tolerance at 1MHz±20% , 1.0±0.2Vrms
电容量公差 Capacitance Tolerance	C:±0.25pF, D:±0.5pF, J:±5%, K: ±10%
损耗 Dissipation Factor(DF)	$C < 50\text{pF}$, $DF \leq 1.5(150/C_R + 7) \times 10^{-4}$ $C \geq 50\text{pF}$, $DF \leq 15 \times 10^{-4}$ at 1MHz±20% , 1.0±0.2Vrms
额定电压 Rated Voltage(U_R)	1KV to 3KV
耐电压 Dielectric Withstanding Voltage	$1.5U_R + 500\text{V}$ for 2 to 5 S (Charge /Discharge current $\leq 50\text{mA}$)
绝缘电阻(IR)Insulation Resistance	10000MΩ min at 500VDC and 1 minute electrification

圆片瓷介电容器

DISC CERAMIC CAPACITOR

YUYUE

电容量规格 Capacitance Specification

额定电压 Rated Voltage	电容量 Capacitance (pF)		外形尺寸 Diameter (mm)			
	温度特性 Temperature Characteristics					
DC	NPO	SL	D	Tmax	F±1.0	d±0.05
1KV	1~33	20~120	05	4.0	5.0 or 7.5	0.5 or 0.6
	36~39		06			
	47~68	150~180	07			
	82	220	08			
	100~120	270	09			
	150	330~470	10			
	180~220		12			
2KV	1~18	10~47	06	5.0	5.0 or 7.5	0.5 or 0.6
		56~100	07			
	20~39	120~150	08			
	47~56	180	09			
	68		10			
	82	220~270	12			
	100~120	330	14			
		470~560	16			
3KV	2~15	10~33	06	6.0	7.5 or 10.0	0.6
	18~22	39~47	07			
		56~68	08			
		82~150	09			

九、 CT81 型高压瓷介电容器

CT81 Series High Voltage Ceramic Capacitor

特性 Features

环氧树脂包封, 可提供无卤素环氧树脂包封, 应用范围广泛
Epoxy Coating for all Parts, HF Epoxy Coating be provided, Wide Range of General Purpose Applications

Epoxy Coating for all Parts, HF Epoxy

常规性能 General Specification

工作温度范围 Operating Temp. Range	Y5P、Y5U、Y5V: -25℃ to +85℃, Z5U、Z5V: +10℃ to +85℃
电容量 Capacitance	在 1KHz±20% , 1.0±0.2Vrms 下测试, 容量在允许偏差范围内 Within the Specified Tolerance at 1KHz±20% , 1.0±0.2Vrms
电容量公差 Capacitance Tolerance	K: ±10%, M: ±20%, Z: +80-20%
损耗 Dissipation Factor(DF)	Y5P、Y5U、Z5U: DF≤2.0%, BN: DF≤0.5%, Y5V、Z5V: DF≤3.5% at 1KHz±20% , 1.0±0.2Vrms
额定电压 Rated Voltage(U _R)	1KV to 6.3KV (6KV)
耐电压 Dielectric Withstanding Voltage	1.5U _R +500V for 2 to 5 S (Charge /Discharge current≤50mA)
绝缘电阻(IR)Insulation Resistance	10000MΩ min at 500VDC and 1 minute electrification

圆片瓷介电容器

DISC CERAMIC CAPACITOR

YUYUE

电容量规格 Capacitance Specification

额定电压 Rated Voltage	电容量 Capacitance (pF)						外形尺寸 Diameter (mm)			
	温度特性 Temperature Characteristics						D	Tmax	F±1.0	d±0.05
DC	Y5P (2B)	BN(Y5P)	Y5U (2E)	Z5U (2E)	Y5V (2F)	Z5V (2F)				
1KV	100~680	100~680			1000~2200		05	4.0	5.0 Or 7.5 or 10.0	0.5 Or 0.6
	820~1000	820~1000	1000~2200	1000~2200	3300		06			
	1200~1500	1200~1500	3300	3300	4700		07			
	1800~2000	1800~2000	4700	4700	6800	10000	08			
	2700~3300	2700~3300	6800	6800	10000	15000	09			
	3900	3900					10			
	4700	4700	10000	10000		22000	11			
							12			
	5600	5600					13			
	6800	6800				33000	14			
8200~10000	8200~10000				47000	15				
2KV	100~470	100~470	470~1000	470~1000	1000~2200		06	5.0	5.0 Or 7.5 or 10.0	0.5 Or 0.6
	560~820	560~820	1500	1500	3300		07			
	1000~1500	1000~1500	2200	2200	4700		08			
	1800	1800	3300	3300	6800	6800	09			
	2200	2200	3900~4700	3900~4700		10000	10			
	2700	2700			10000		11			
	3300	3300	6800	6800			12			
	3900	3900	10000	10000		15000	13			
	4700	4700					14			
						22000	15			

To be continued

续 CT81 型高压瓷介电容器

额定电压	电容量 Capacitance (pF)	外形尺寸
------	----------------------	------

**圆片瓷介电容器
DISC CERAMIC CAPACITOR**

YUYUE

DC	温度特性 Temperature Characteristics						D	Tmax	F±1.0	d±0.05
	Y5P (2B)	BN (Y5P)	Y5U (2E)	Z5U (2E)	Y5V (2F)	Z5V (2F)				
3KV	100~220	100~220			1000		06	6.0	7.5 or 10.0	0.6
	330~470	330~470	1000	1000	2200		07			
	560~680	560~680					08			
	820~1000	820~1000	2200	2200	3300		09			
					4700		10			
			3300	3300			11			
							12			
6.3KV (6KV)	100~220	100~220	470	470	1000		06	6.0	10.0	0.6
	330	330	1000	1000	1500		07			
	470	470					08			
	680	680	1500~2200	1500~2200	2200		09			
					3300		10			
	1000	1000			4700		11			
			3300	3300			12			
	1500	1500			6800		13			
							14			
			4700	4700	10000		16			

注：4KV,5KV 按订货资料生产。Note: 4KV, 5KV can be made on customer's demands.

十、 CT81 型超高压瓷介电容器

CT81 Super High Voltage Ceramic Capacitor

特性 Features

工作温度范围 Operating Temp. Range.	-25℃ to +85℃
电容量 Capacitance	在 1KHz±20% , 1.0±0.2Vrms 下测试, 容量在允许偏差范围内 Within the Specified Tolerance at 1KHz±20% , 1.0±0.2Vrms
电容量公差 Capacitance Tolerance	K: ±10%, M: ±20%, Z: +80-20%
损耗 Dissipation Factor(DF)	DF≤2.0% at 1KHz±20% , 1.0±0.2Vrms
额定电压 Rated Voltage(U _R)	≥7.5KV
耐电压 Dielectric Withstanding Voltage	1.5U _R for 2 to 5 S (Charge /Discharge current≤50mA)
绝缘电阻(IR)Insulation Resistance	10000MΩ min at 500VDC and 1 minute electrification

阻燃绝缘包封 Flame-resistant insulation coating applied

高压电源、整流电路的应用 For High voltage DC power supply application

常规性能 General Specification

电容量规格 Capacitance Specification

额定电压 Rated Voltage	电容量 Capacitance (pF)			外形尺寸 Diameter (mm)			
	温度特性 Temperature Characteristics			D	T _{max}	F±1.0	d±0.05
DC	Y5P (B)	Y5U (E)	Y5V (F)				
7.5KV (8KV)	100~220			07	8.0	10.0	0.65
	330			08			
	470			10			
	680	1000		12			0.8
	1000	1500		14			
	1500	2200		16			
	2200			18			
10KV	100~220			08	9.0	12.7	0.65
	330~470			10			
	680	1000		12			
	1000	2200		14			0.8
	1500			16			
15KV	100~220			09	10.0	12.7	0.65
	330			10			
	470			12			
	680	1000	2200	14			0.8
	820	1500	3300	16			
	1000	2200	4700	18			

注：也可按顾客要求提供其他超高压陶瓷电容器（7.5KV，10KV，15KV 以外）

NOTE: More CT81 super high voltage capacitors are available upon request except for those list above.

特性 Features

容量大、体积小、可靠性高、电容量稳定，耐高温耐湿性好等。广泛应用于电子精密仪器，以及各种小型电子设备作谐振、耦合、滤波、旁路用。

With special constructive, small volume, and high reliability. The products are applied to Computers and various kinds of electronic equipments.

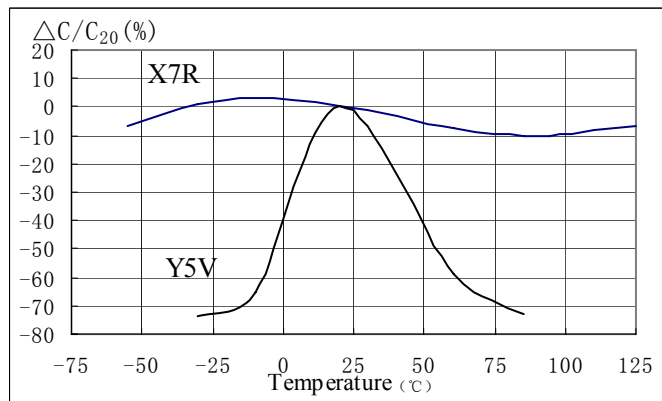
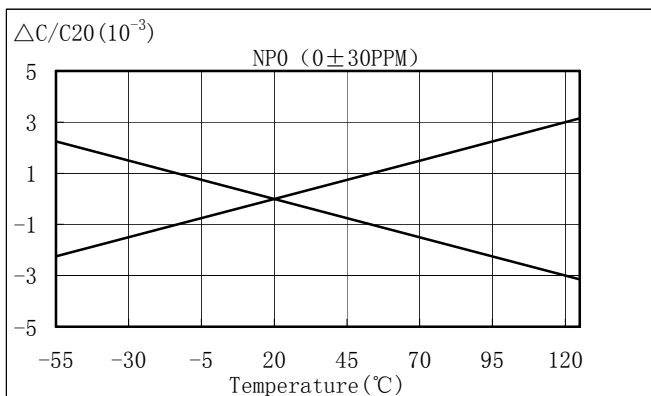
一、品名的表示方法 Part Numbering System

CT4	0805	X7R	104	K	50V	T
CC4: 1类径向引线电容器 Class 1 radial leads MLC	尺寸规格 (长×宽(英寸))		标称电容(pF) Nominal Capacitance	误差 Tolerance		额定电压(V) Rated voltage
CT4: 2类径向引线电容器 Class 2 radial leads MLC	0805 0.08×0.05	介质种类 Dielectric	102 1000	C ±0.25pF	25	包装方式 package style
	1206 0.12×0.06	NP0	5R0 5.0	D ±0.50pF	50	T 盒式编带 Ammo Tape
	1812 0.18×0.12	X7R		J ±5%	100	B 散件 BULK
	2225 0.22×0.35	Y5V		K ±10%		
	3035 0.30×0.35			M ±20%		
				S +50-20%		
				Z +80-20%		

二、常规性能 General Specification

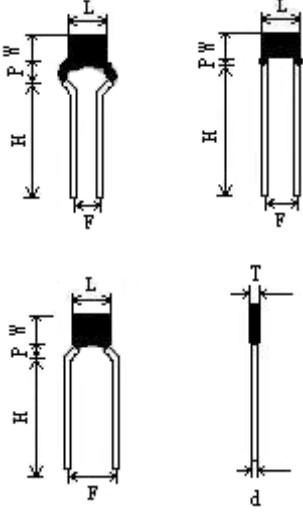
工作温度范围 Operating Temp. Range.	NP0 X7R : -55℃ to +125℃ Y5V: -30℃ to +85℃
电容量 Capacitance	NP0: Within the Specified Tolerance at 1MHz±20% , 1.0±0.2Vrms X7R: 1KHz±20% , 1.0±0.2Vrms Y5V: 1KHz±20% , 0.3±0.2Vrms
损耗 Dissipation Factor(DF)	NP0: DF≤0.15% at 1MHz±20% , 1.0±0.2Vrms X7R: DF≤2.5% at 1KHz±20% , 1.0±0.2Vrms Y5V: DF≤3.5% at 1KHz±20% , 0.3±0.2Vrms
耐电压 Dielectric Withstanding Voltage	2.5U _R for 2 to 5 S (Charge /Discharge current≤50mA)
绝缘电阻(IR)Insulation Resistance	NP0: 10000MΩ min at rated voltage and 1 minute electrification X7R: 4000MΩ min or R*C≥100S at rated voltage and 1 minute electrification Y5V: 4000MΩ min or R*C≥100S at rated voltage and 1 minute electrification

三、温度特性 Temperature Characteristics (T.C.)



四、尺寸、容量、额定电压的关系

Relationship with dimension, capacitance and rated voltage

	尺寸代码	尺寸 Dimensions (mm)					额定电压	容量范围 Capacitance (pF)		
	Size code	F±0.5	H±1	Lmax	Wmax	Tmax	Rated Voltage (v)	NPO	X7R	Y5V
0805	2.5	5.0	4.2	3.8	3.8	25	0R5-332	221-105	103-105	
	5.0					50	0R5-222	221-105	103-684	
	7.5					100	0R5-102	221-683		
1206	5.0	10.0	5.0	4.5	3.8	25	0R5-682	221-105	103-125	
	7.5					50	0R5-472	221-105	103-105	
						100	0R5-392	221-683		
1210	5.0	10.0	7.6	5.5	3.8	25	561-103	102-334	104-155	
	7.5					50	561-682	102-105	104-155	
						100	561-472	102-104		
1812	5.0	10.0	8.5	8.5	3.8	25	102-153	103-474	154-335	
						50	102-153	103-334	154-325	
						100	102-682	103-224		
2225	7.5	10.0	10.0	9.5	4.2	25	102-223	103-105	684-475	
						50	102-223	103-105	684-335	
						100	102-103	103-474		
3035	7.5	10.0	12.5	10.5	4.2	25	102-104	103-225	105-106	
						50	102-473	103-225	105-685	
						100	102-332	103-105		

五、包装数量 Packaging quantity

盒式包装 Ammo package	散件 Bulk
2000pcs	1000 或 500pcs

※可根据用户需要包装。 Can be made on customer' s demands.