

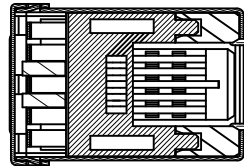
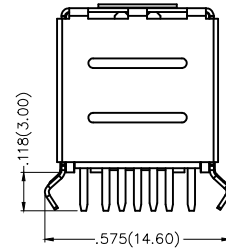
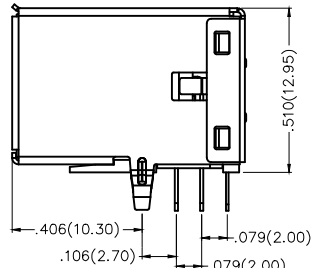
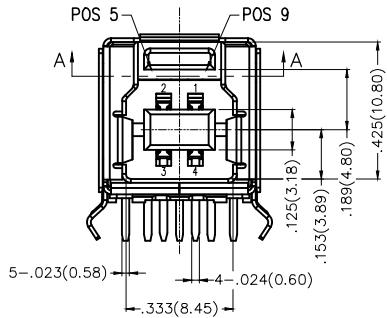
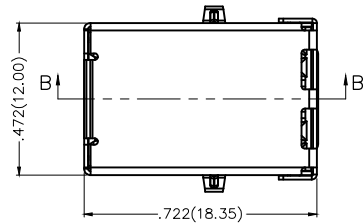
REV	LOCATIONS	DESCRIPTION	DATE	REVISOR	APPD

**Electrical**

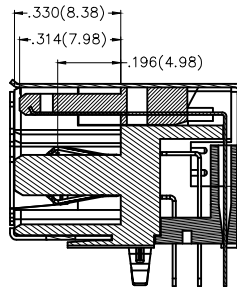
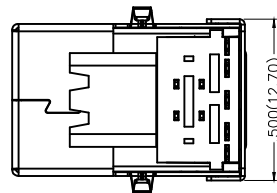
Current Rating: 1.8A AC(rms)/DC  
Voltage Rating: 30V AC(rms)/DC  
Contact Resistance: 30 mΩ Max  
Insulation Resistance: 100 MΩ MIN  
Withstanding Voltage: 100V AC r.m.s  
Temperature Range—Operating: -55°C~+85°C

**Material and Plating**

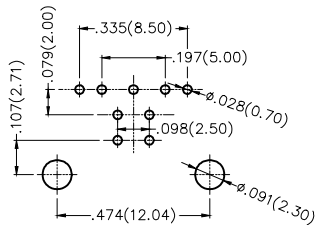
Housing: Thermoplast( UL 94V-0)  
Contact Pin: Phosphor Bronze  
Plating: Selective gold in contact area, Tin on tail.



SECTION A-A



SECTION B-B



Recommended P.C.Board Layout

 THIRD ANGLE PROJECTION	GENERAL TOLERANCES (UNLESS SPECIFIED)		APPROVE BY FRANK	DATE 18/JUN/13	PART NO. FUS319-FDBU1K	ITEM NO. FUS319	 Leader Of Industry
	DESIGN UNITS Inch (metric)	X.±.012(0.30) X'.±5'	CHECKED BY CHERRY	DATE 18/JUN/13	TITLE USB B-type 9Circuits 90°Angle Female(DIP)(3.0)		
SCALE 5:1	SIZE A4	X.XX±.006(0.15) .XX'±1"	DRAWN BY KATE	DATE 18/JUN/13	THIS DRAWING CONTAINS INFORMATION THAT IS PROPRIETARY TO TXGA INDUSTRIAL ELECTRONICS(S.Z)CO.,LTD AND SHOULD NOT BE USED WITHOUT WRITTEN PERMISSION		