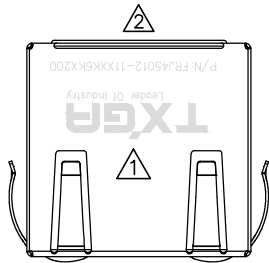
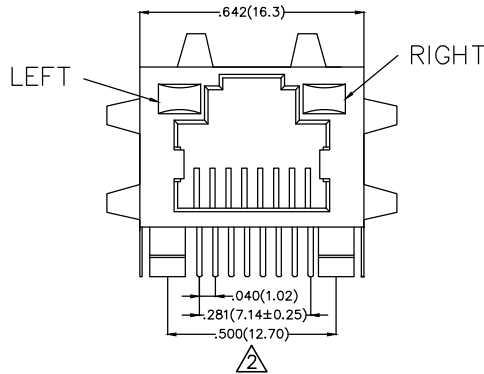


1 2 3 4 5 6 7 8

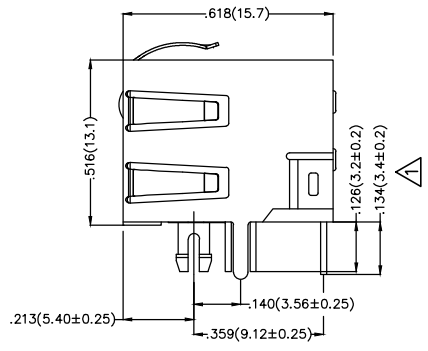
A



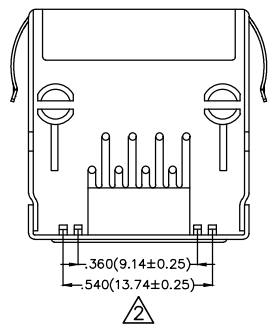
B



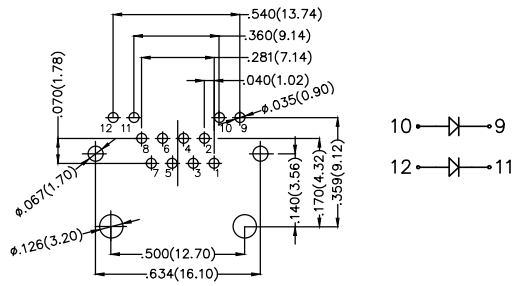
C



D



E



Recommended P.C.Board Layout

F

REV	LOCATIONS	DESCRIPTION	DATE	REVSER	APPD
1	△	1. Dimension: Change 3.00 into 3.2±0.2mm Change 3.00 into 3.4±0.2mm 2. Add the "TXGA" logo 3. Part No.: Change FRJ4512 into FRJ45012	01/JUN/18	Vandy	Eric
2	△	1. Structure change 2. Add dimensions	24/DEC/19	KATE	CHERRY

SPECIFICATIONS

Electrical Performances  
 Current Rating: 1.5A AC(rms)/DC  
 Voltage Rating: 125V AC(rms)/DC  
 Contact Resistance: 30 mΩ Max  
 Insulation Resistance: 500 MΩ MIN  
 Withstanding Voltage: 1000V AC r.m.s

Material and Plating  
 Housing: PBT UL 94V-0  
 Contact: Phosphor Bronze/Gold Plated  
 Shell: Copper Alloy/Nickel Plated

Mechanical Performances  
 Mating/Unmating Force: 30N Max  
 Retention Strength: 50N For 60s±5s  
 Durability: 750 Cycles Min.

Environmental Characteristics  
 Temperature Range-Operating: -40°C~+85°C

A

B

C

D

E

F

Ordering Information

FRJ45 012 - 1 1 XX K6 K X 2 0 0  
 1 2 3 4 5 6 7 8 9

1 Category FRJ45-RJ45 Connector	2 Distinction No. 012	3 Ports options 1-1 Port	4 Plating 1-Gold Plated	5 Thickness of plating 00-Gold flash 03-3μ" Custom plate available
6 Color-Resin K6-Black	7 Packaging K-Tray	8 LED style 1-L: Yellow R: Green 2-L: Green R: Yellow	9 Contact type 2-Round pin	

THIRD ANGLE PROJECTION	GENERAL TOLERANCES (UNLESS SPECIFIED)		APPROVE BY FRANK	DATE 31/MAY/17	PART NO. △ FRJ45012-11XXK6KX200	ITEM NO. FRJ45012	<p>Leader Of Industry</p>	
	DESIGN UNITS Inch (metric)	X.±.012(0.30) X.X±.008(0.20) X.XX±.006(0.15) X.XXX±.004(0.10)	X.±5' .X±2' .XX±1' .XXX±0.5'	CHECKED BY CHERRY	DATE 31/MAY/17	TITLE RJ45 Connectors 8P8C 90°Angle		REV 2
SCALE 5:1	SIZE A4		DRAWN BY LXF	DATE 31/MAY/17	THIS DRAWING CONTAINS INFORMATION THAT IS PROPRIETARY TO TXGA INDUSTRIAL ELECTRONICS(S.Z)CO.,LTD AND SHOULD NOT BE USED WITHOUT WRITTEN PERMISSION			

1 2 3 4 5 6 7 8

REV	LOCATIONS	DESCRIPTION	DATE	REVSER	APPD
1	△	1. Dimension: Change 3.00 into 3.2±0.2mm 2. Add the "TXGA" logo 3. Part No.: Change FRJ4512 into FRJ45012	01/JUN/18	Vandy	Eric
2	△	1. Structure change 2. Add dimensions	24/DEC/19	KATE	CHERRY

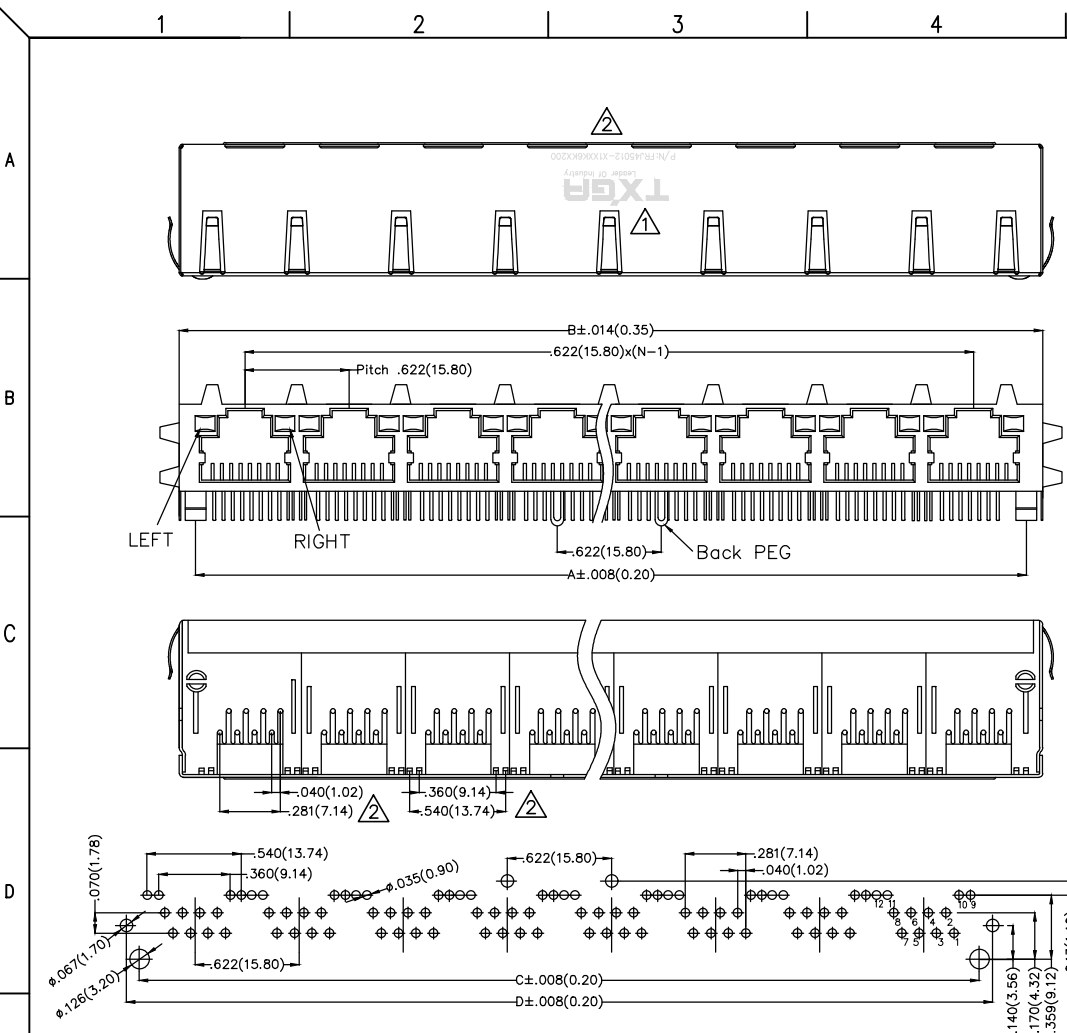
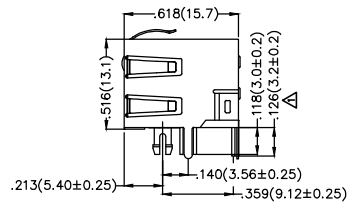
**SPECIFICATIONS**

**Electrical Performances**  
 Current Rating: 1.5A AC(rms)/DC  
 Voltage Rating: 125V AC(rms)/DC  
 Contact Resistance: 30 mΩ Max  
 Insulation Resistance: 500 MΩ MIN  
 Withstanding Voltage: 1000V AC r.m.s

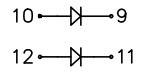
**Material and Plating**  
 Housing: PBT UL 94V-0  
 Contact: Phosphor Bronze/Gold Plated  
 Shell: Copper Alloy/Nickel Plated

**Mechanical Performances**  
 Mating/Unmating Force: 30N Max  
 Retention Strength: 50N For 60s±5s  
 Durability: 750 Cycles Min.

**Environmental Characteristics**  
 Temperature Range-Operating: -40°C~+85°C



Recommended P.C.Board Layout



**Ordering Information**

FRJ45 012 - X 1 XX K6 K X 2 0 0  
 1 2 3 4 5 6 7 8 9

1 Category FRJ45-RJ45 Connector	2 Distinction No. 012	3 Ports options 2-2 Ports 4-4 Ports 8-8 Ports	4 Plating 1-Gold Plated	5 Thickness of plating 00-Gold flash 03-3μ" Custom plate available
6 Color-Resin K6-Black	7 Packaging K-Tray	8 LED style 1-L: Yellow R: Green 2-L: Green R: Yellow	9 Contact type 2-Round pin	

Ports	Part No.	Dimensions(in/mm)			
		A	B	C	D
2	FRJ45012-21XXK6KX200	1.122(28.50)	1.272(32.30)	1.122(28.50)	1.268(32.20)
4	FRJ45012-41XXK6KX200	2.366(60.10)	2.488(63.20)	2.366(60.10)	2.512(63.80)
8	FRJ45012-81XXK6KX200	4.854(123.30)	5.000(127.00)	4.854(123.30)	5.000(127.00)

 THIRD ANGLE PROJECTION DESIGN UNITS Inch (metric) SCALE 5:1 SIZE A4	GENERAL TOLERANCES (UNLESS SPECIFIED)		APPROVE BY FRANK	DATE 31/MAY/17	PART NO. △ FRJ45012-X1XXK6KX200	ITEM NO. FRJ45012	 Leader Of Industry
	X±.012(0.30)	X'±5'	CHECKED BY CHERRY	DATE 31/MAY/17	TITLE RJ45 Connectors 8P8C 90°Angle	REV 2	
	X.X±.008(0.20)	.X'±2'	DRAWN BY LXF	DATE 31/MAY/17	THIS DRAWING CONTAINS INFORMATION THAT IS PROPRIETARY TO TXGA INDUSTRIAL ELECTRONICS(S.Z)CO.,LTD AND SHOULD NOT BE USED WITHOUT WRITTEN PERMISSION		