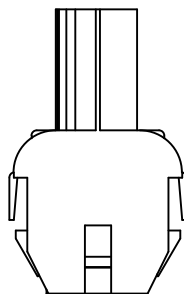
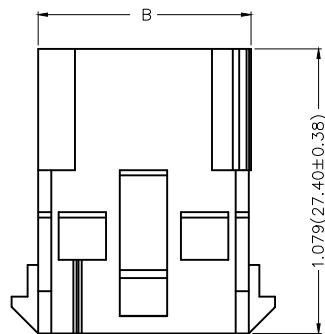
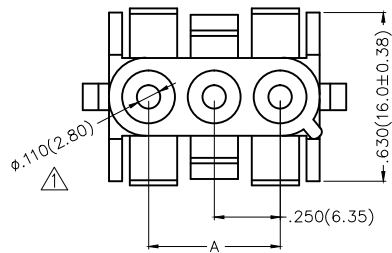


REV	LOCATIONS	DESCRIPTION	DATE	REVISER	APPD
1	△	Add dimensions	23/SEP/16	KATE	FRANK

Electrical
 Temperature Range—Operating: -25°C ~ +85°C
 Material
 Housing: PA66(UL 94V-2)
 Applicable Terminal: FT63501
 Mates With: FHG63501Series.



Circuits (n)	Part No.	Dimensions(in/mm)	
		A	B
2	FHG63504-S02F2TB	.248(6.35)	.551(14.00)
3	FHG63504-S03F2TB	.500(12.70)	.799(20.30)
4	FHG63504-S04F2TB	.750(19.05)	1.051(26.70)

Ordering Information

FHG 635 04 — S XX F 2 T B
 1 2 3 4 5 6 7 8 9

1	Category FHG—Housing	2	Series Number 635—Pitch6.35mm	3	Distinction No. 04	4	Row Option Single Row	5	Circuits XX
6	Type F—Female	7	Material—Resin 2—PA66	8	Color—Resin T—Transparent	9	Packaging B—PE Bag		

 THIRD ANGLE PROJECTION	GENERAL TOLERANCES (UNLESS SPECIFIED)		APPROVE BY FRANK	DATE 18/JUN/13	PART NO. FHG63504-SXXF2TB	ITEM NO. FHG63504	 Leader Of Industry	
	DESIGN UNITS Inch (metric)	X.X±.012(0.30)	X.'±5'	CHECKED BY JACOB	DATE 18/JUN/13	TITLE Wire to Board Pitch 6.35mm(Housing)		REV 1
SCALE 5:1	SIZE A4	X.XX±.006(0.15)	.XX'±1'	DRAWN BY CHERRY	DATE 18/JUN/13	THIS DRAWING CONTAINS INFORMATION THAT IS PROPRIETARY TO TXGA INDUSTRIAL ELECTRONICS(S.Z.)CO.,LTD AND SHOULD NOT BE USED WITHOUT WRITTEN PERMISSION		