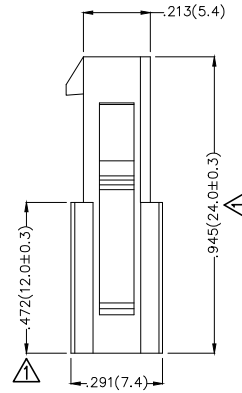
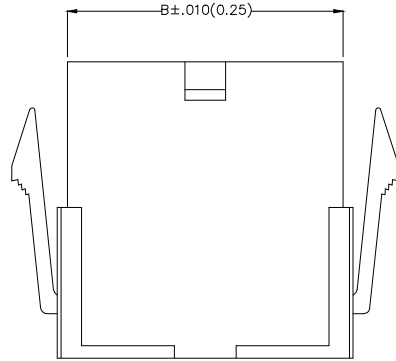
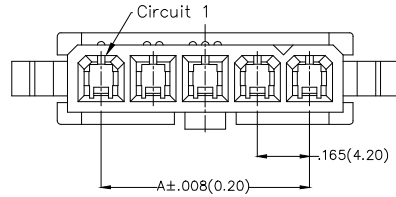


REV	LOCATIONS	DESCRIPTION	DATE	REVISER	APPD
1		Size change	10/JUL/20	KATE	CHERRY

Notes

- 1.Material:PA66 UL94V-2
- 2.Temperature Range-Operating: -40C° ~ +105C°
- 3.Applicable Terminal: FT42002B
- 4.Mates With: FHG42003Series.



Circuits (n)	Part No.	Dimensions(in/mm)	
		A	B
2	FHG42004-S02F2TB	.165(4.20)	.379(9.60)
3	FHG42004-S03F2TB	.331(8.40)	.543(13.80)
4	FHG42004-S04F2TB	.496(12.60)	.709(18.00)
5	FHG42004-S05F2TB	.661(16.80)	.874(22.20)

Ordering Information

FHG 420 04 — S XX F 2 T B
 1 2 3 4 5 6 7 8 9

1	Category FHG-Housing	2	Series Number 420-Pitch4.2mm	3	Distinction No. 04	4	Row Option S-Single row	5	Circuits XX
6	Entry Type F-Female	7	Material-Resin 2-PA66	8	Color-Resin T-Transparent	9	Packaging B-PE Bag		

	GENERAL TOLERANCES (UNLESS SPECIFIED)		APPROVE BY FRANK	DATE 25/JUN/13	PART NO. FHG42004-SXXF2TB	ITEM NO. FHG42004		Leader Of Industry	
	DESIGN UNITS Inch (metric)	X.±.012(0.30)	X.'±5'	CHECKED BY JACOB	DATE 25/JUN/13	TITLE Wire to Board Pitch 4.2mm(Housing)			REV 1
SCALE 5:1	SIZE A4	X.XX±.008(0.20)	X.'±2'	DRAWN BY CHERRY	DATE 25/JUN/13	THIS DRAWING CONTAINS INFORMATION THAT IS PROPRIETARY TO TXGA INDUSTRIAL ELECTRONICS(S.Z)CO.,LTD AND SHOULD NOT BE USED WITHOUT WRITTEN PERMISSION			