
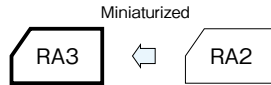


## Miniature Capacitors for Audio

GREEN CAP For Audio

- With the same size as that for Series RE3 miniaturized standard capacitors, a high resolution sound quality grade has been realized.
- The newly developed audio use material makes clear sound a reality.
- All lead wires are copper plated steel wires.

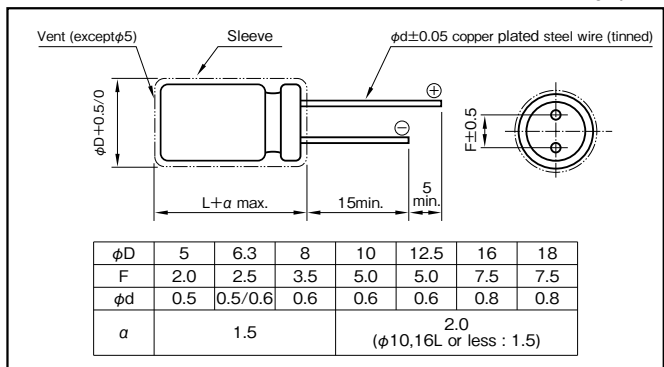


Marking color : White print on a brown sleeve

### Specifications

Item	Performance	
Category temperature range (°C)	-40 to +85	
Tolerance at rated capacitance (%)	±20 (20°C, 120Hz)	
Leakage current (μA) (max.)	0.01CV or 3 whichever is larger (after 2 minutes) C : Rated capacitance (μF) ; V : Rated voltage (V) (20°C)	
Tangent of loss angle (tanδ)	Rated voltage (V)	6.3 10 16 25 35 50 63 100
	tanδ (max.)	0.28 0.24 0.20 0.16 0.14 0.12 0.11 0.10
0.02 is added to every 1000μF increase over 1000μF (20°C, 120Hz)		
Endurance (85°C) (Applied ripple current)	Test time	2000 hours
	Leakage current	The initial specified value or less
	Percentage of capacitance change	Within ±20% of initial value
	Tangent of the loss angle	200% or less of the initial specified value
Shelf life (85°C)	Test time : 1000hours ; other items are same as the endurance. Voltage application treatment : According to JIS C5101-4 4.1	
Applicable standards	JIS C5101-1, -4 (IEC 60384-1, -4)	

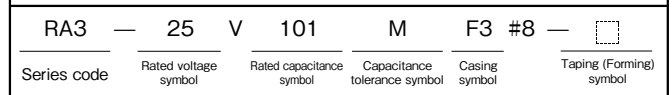
### Outline Drawing



### Coefficient of Frequency for Rated Ripple Current

Rated voltage(V)	Frequency (Hz) CV (μF×WV)	50 · 60	120	1k	10k	100k
		6.3 to 16	All CV value	0.8	1	1.1
25 to 35	≤1000	0.8	1	1.5	1.7	1.7
	1000<	0.8	1	1.2	1.3	1.3
50 to 100	≤1000	0.8	1	1.6	1.9	1.9
	1000<	0.8	1	1.2	1.3	1.3

### Part numbering system (example : 25V100μF)



### Case symbol

Case φD×L (mm)	Casing Symbol	Case φD×L (mm)	Casing Symbol	Case φD×L (mm)	Casing Symbol	Case φD×L (mm)	Casing Symbol
5×11	E3	10×12.5	H3	12.5×20	I5	16×31.5	J7
6.3×11	F3	10×16	H4	12.5×25	I6	18×35.5	K8
8×11.5	G3	10×20	H5	16×25	J6	—	—

### Standard Ratings

Rated capacitance (μF)	6.3		10		16		25		35		50		63		100	
	Case φD×L (mm)	Rated ripple current (mA)	Case φD×L (mm)	Rated ripple current (mA)	Case φD×L (mm)	Rated ripple current (mA)	Case φD×L (mm)	Rated ripple current (mA)	Case φD×L (mm)	Rated ripple current (mA)	Case φD×L (mm)	Rated ripple current (mA)	Case φD×L (mm)	Rated ripple current (mA)	Case φD×L (mm)	Rated ripple current (mA)
1	—	—	—	—	—	—	—	—	—	—	5×11	21	—	—	5×11	21
2.2	—	—	—	—	—	—	—	—	—	—	5×11	31	—	—	5×11	31
3.3	—	—	—	—	—	—	—	—	—	—	5×11	38	—	—	5×11	40
4.7	—	—	—	—	—	—	—	—	—	—	5×11	45	—	—	5×11	50
10	—	—	—	—	5×11	50	5×11	55	5×11	60	5×11	66	5×11	70	5×11	70
22	—	—	—	—	5×11	75	5×11	90	5×11	95	5×11	100	5×11	105	6.3×11	115
33	—	—	—	—	5×11	110	5×11	110	5×11	110	5×11	110	6.3×11	130	8×11.5	158
47	—	—	—	—	5×11	130	5×11	130	5×11	130	6.3×11	155	6.3×11	160	8×11.5	188
100	5×11	130	5×11	150	5×11	180	6.3×11	199	6.3×11	214	8×11.5	250	8×11.5	270	10×16	358
220	5×11	240	6.3×11	250	6.3×11	280	8×11.5	349	8×11.5	350	10×12.5	429	10×16	505	12.5×20	663
330	6.3×11	300	6.3×11	330	8×11.5	383	8×11.5	383	10×12.5	542	10×16	595	10×20	676	12.5×25	886
470	6.3×11	380	8×11.5	417	8×11.5	480	10×12.5	545	10×16	664	12.5×20	887	12.5×20	924	16×25	1230
1000	8×11.5	580	10×12.5	650	10×16	791	10×20	996	12.5×20	1210	12.5×25	1400	16×25	1710	18×35.5	2210
2200	10×16	939	10×20	1080	12.5×20	1350	12.5×25	1660	16×25	1950	16×31.5	2340	18×35.5	2870	—	—
3300	10×20	1230	12.5×20	1430	12.5×25	1690	16×25	2030	16×31.5	2320	18×35.5	2810	—	—	—	—
4700	12.5×20	1710	12.5×25	1780	16×25	2100	16×31.5	2650	18×35.5	2990	—	—	—	—	—	—
6800	12.5×25	1930	16×25	2270	16×31.5	2480	18×35.5	3290	—	—	—	—	—	—	—	—
10000	16×25	2450	16×31.5	2500	18×35.5	3130	—	—	—	—	—	—	—	—	—	—
15000	16×31.5	2580	18×35.5	3100	—	—	—	—	—	—	—	—	—	—	—	—
22000	18×35.5	3150	—	—	—	—	—	—	—	—	—	—	—	—	—	—

(Note) Rated ripple current : 85°C, 120Hz