

DF Series Power Rocker Switches



Features/Benefits

- Power switching up to 16 AMPS
- Sub-panel and Front-panel mounting
- PC and quick connect terminals
- Multi-position and multi-pole function
- RoHS compliant

Typical Applications

- Computers
- Power supplies
- Appliances
- Fitness equipment
- Off-road vehicles



Specifications

CONTACT RATING: 16 AMPS @ 125, 250 V AC; 1/4 HP @ 125 V AC; 1/2 HP @ 250 V AC; 6 AMPS @ 48 V DC, 2 AMPS @ 60 V DC, 11 AMPS @ 30 V DC
 ELECTRICAL LIFE: 10,000 make-and-break cycles at full load.
 INSULATION RESISTANCE: $10^9 \Omega$ min.
 DIELECTRIC STRENGTH: 1,000 Vrms min. @ sea level.
 OPERATING TEMPERATURE: -20°C to +85°C

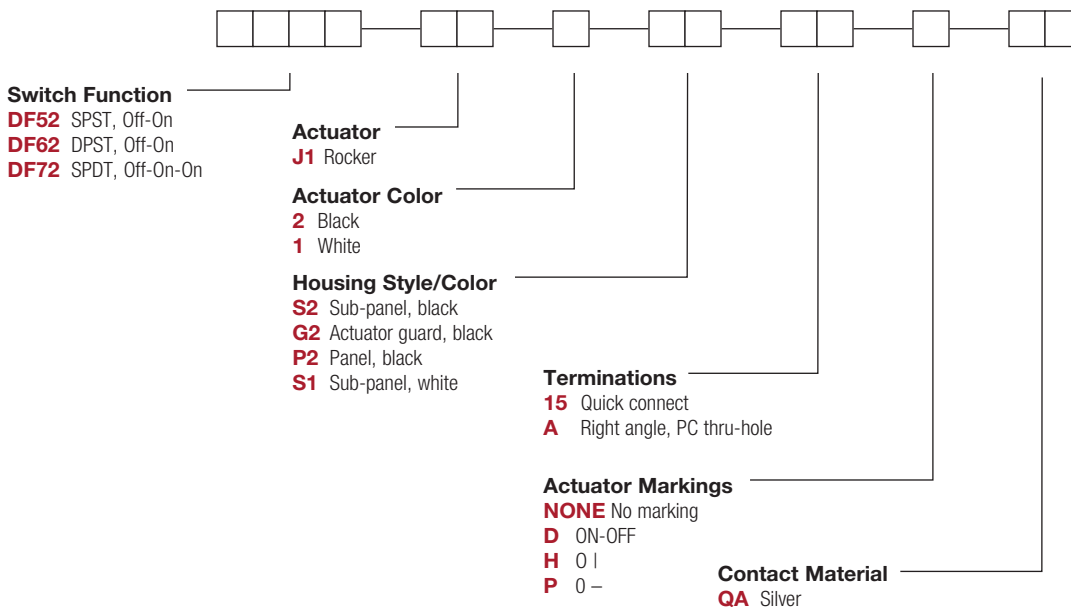
Materials

HOUSING & ACTUATOR: 6/6 nylon (UL 94V-2), black, finish: matte.
 CONTACTS: Fine silver, silver plated.
 TERMINALS: Copper, silver plated.
 CONTACT SPRING: Music wire or stainless steel.

NOTE: Specifications and materials listed above are for standard switches. For information on specific and custom switches, consult Customer Service Center.

Build-A-Switch

To order, simply select desired option from each category and place in the appropriate box. Available options are shown and described on pages G-74 thru G-76. For additional options not shown in catalog, consult Customer Service Center.



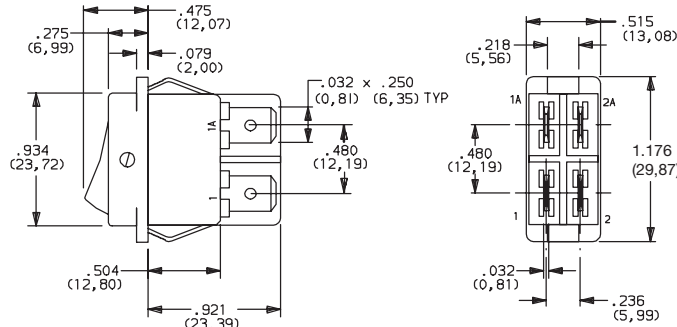
DF Series Power Rocker Switches

SWITCH FUNCTION



| NO. POLES | MODEL NO. | SWITCH FUNCTION | | CONNECTED TERMINALS | | SCHEMATIC |
|-----------|-------------|-----------------|--------|---------------------|------------|-----------|
| | | POS. 1 | POS. 2 | POS. 1 | POS. 2 | |
| SP | DF52 | OFF | ON | OPEN | 1-1A | SPST |
| DP | DF62 | OFF | ON | OPEN | 1-1A, 2-2A | DPST |

Part Number shown DF62J12S215QA

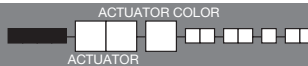


Actuator shown in Pos. 1

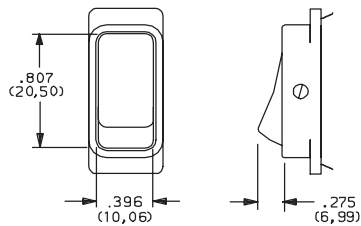
| NO. POLES | MODEL NO. | POS. 1 | POS. 2 | POS. 3 | POS. 1 | POS. 2 | POS. 3 | SCHEMATIC |
|-----------|-------------|--------|--------|--------|--------|----------|----------------------|-------------------------------|
| | | | | | | | | |
| SP | DF72 | OFF | ON | ON | OPEN | 1 / 2-2A | 1 / 2-1A 1 / 2-2A | POS. 1: POS. 2: POS. 3: |

All models

ACTUATOR

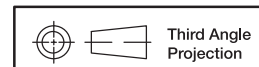


J1 ROCKER



| OPTION CODE | ACTUATOR COLOR |
|-------------|----------------|
| 2 | BLACK |
| 1 | WHITE |

NOTE: Actuator finish: matte. Other colors available, consult Customer Service Center.



Third Angle
Projection

Dimensions are shown: Inches (mm)
Specifications and dimensions subject to change

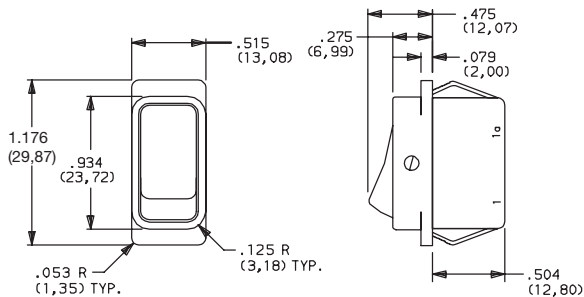


DF Series Power Rocker Switches

HOUSING STYLE/COLOR

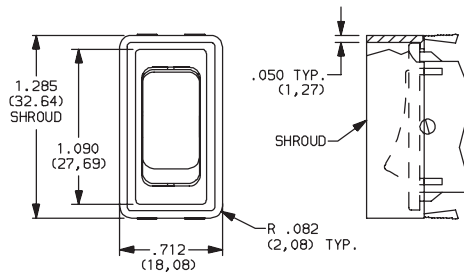


S SUB-PANEL



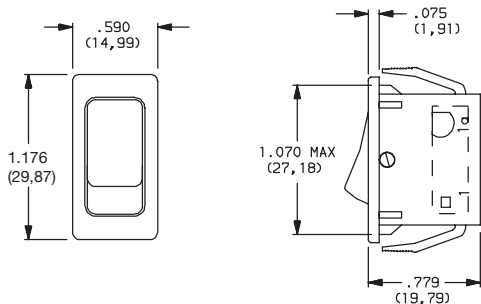
NOTE: DF52 & DF62 models only.

G2 ACTUATOR GUARD



NOTE: Not available with 'A' termination. Available in black only.

P PANEL



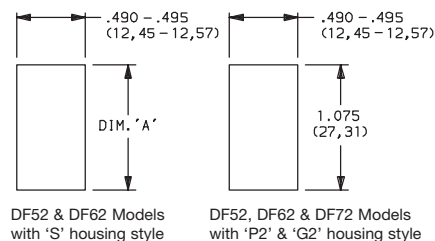
NOTE: Not available with 'A' termination. Available in black only.

| OPTION CODE | HOUSING COLOR |
|-------------|---------------|
| 2 | (STD.) BLACK |
| 1 | WHITE |

NOTE: Housing finish: matte. Other colors available, consult Customer Service Center.

PANEL MOUNTING

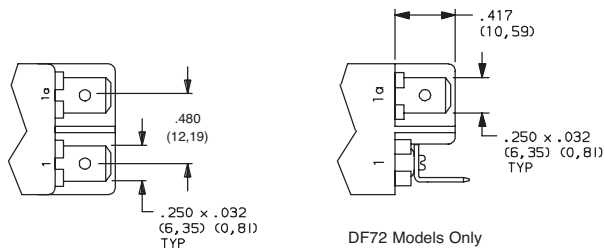
| PANEL THICKNESS | DIM 'A' |
|-------------------------|---------------|
| .029-.048 (0.74) (1.22) | 1.021 (25.93) |
| .048-.078 (1.22) (1.98) | 1.029 (26.14) |
| .078-.117 (1.98) (2.97) | 1.045 (26.54) |
| .075-.140 (1.91) (3.56) | 1.075 (27.31) |



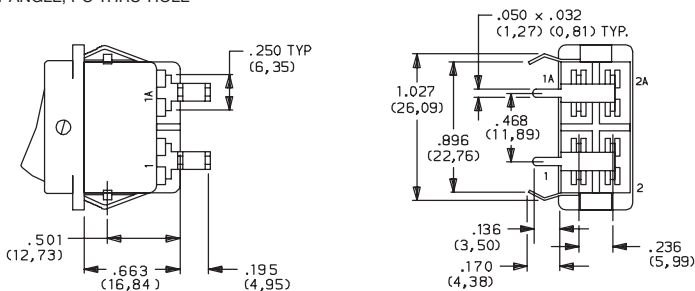
TERMINATIONS



15 QUICK CONNECT



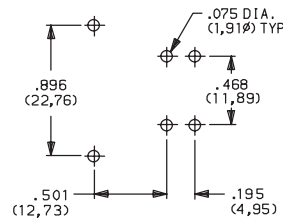
A RIGHT ANGLE, PC THRU-HOLE



Actuator shown in Pos. 1

NOTE: DF52 and DF62 Models Only

PC MOUNTING



Dimensions are shown: Inches (mm)
Specifications and dimensions subject to change

Rocker

G

C&K

DF Series Power Rocker Switches

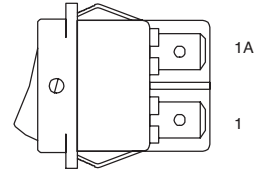
ACTUATOR MARKINGS

NONE NO MARKING

D ON-OFF

H O |

P O -



NOTE: Orientation of actuator markings and terminals.

'D, H, & P' marking options: marking color white, standard for all actuator colors except white. Marking color black, standard for white actuators. Consult Customer Service Center for other available marking colors.

CONTACT MATERIAL

| OPTION CODE | CONTACT AND TERMINAL MATERIAL | RATINGS | |
|-------------|-------------------------------|---------|---|
| QA | SILVER ^{1,2} | POWER | 16 AMPS @ 125, 250 V AC; 1/4 HP @ 125 V AC; 1/2 HP @ 250 V AC; 6 AMPS @ 48 V DC (UL), 2 AMPS @ 60 V DC, 11 AMPS @ 30 V DC |
| | | | 16 AMPS @ 125, 250 V AC; 1/4 HP @ 125 V AC; 1/2 HP @ 250 V AC (UL) |

* Note: See Technical Data section of this catalog for RoHS compliant and compatible definitions and specifications.

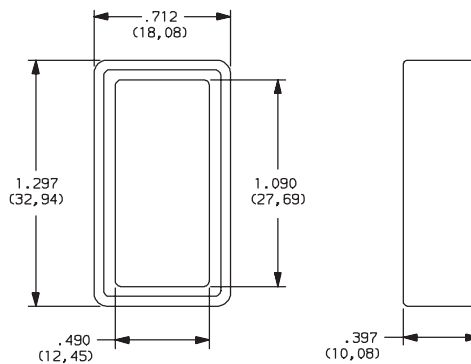
¹ CONTACTS: Fine silver, silver plated.

All models 

² TERMINALS: Copper, silver plated.

AVAILABLE HARDWARE

Actuator Guard



PART NO.

285B02000

Material: Nylon 6/6

Finish: Matte



Dimensions are shown: Inches (mm)
Specifications and dimensions subject to change

