

## FRED Modules



**V<sub>RRM</sub>** 1200V

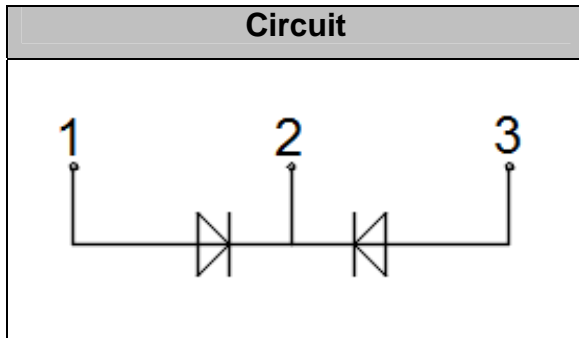
**I<sub>FAV</sub>** 200 A

### Applications

- Inversion Welder
- Uninterruptible Power Supply (UPS)
- Plating Power Supply
- Ultrasonic Cleaner and Welder
- Power Factor Correction (PFC) Circuit
- Converter & Chopper

### Features

- Soft Reverse Recovery Characteristics
- Ultrafast Reverse Recovery Time
- Low Reverse Recovery Loss
- Low Forward Voltage
- High Surge Current Capability
- Low Inductance Package



### Maximum Ratings

Symbol	Conditions	Values	Units
$V_R$		1200	V
$V_{RRM}$		1200	V
$I_{F(AV)}$	$T_C=110^{\circ}C$ , Per Diode	200	A
$I_{F(RMS)}$	$T_C=110^{\circ}C$ , Per Diode	280	A
$I_{FSM}$	1/2 Cycle , 50Hz, Sine	1800	A
	1/2 Cycle , 60Hz, Sine	1950	A
$I^2t$	$T_J=45^{\circ}C$ , $t=10ms$ , 50Hz, Sine	16200	$A^2s$
	$T_J=45^{\circ}C$ , $t=8.3ms$ , 60Hz, Sine	19000	$A^2s$
$P_D$		568	W
Visol	AC, $T_{on}=1min$	3000	V
$T_J$		-40 to +150	$^{\circ}C$
$T_{STG}$		-40 to +125	$^{\circ}C$
Torque	Recommended (M6)	4.5	N·m
Torque	Recommended (M6)	4.5	N·m
Weight		105	g

### Thermal Characteristics

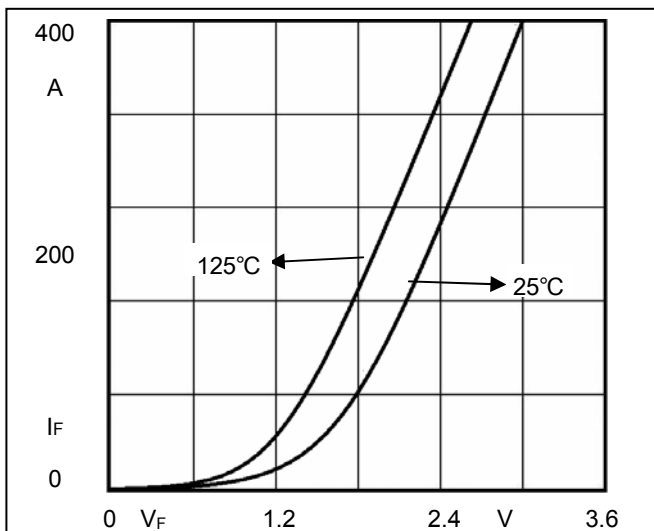
Symbol	Conditions	Values	Units
$R_{th(j-c)}$	Junction-to-Case	0.2	$^{\circ}C/W$



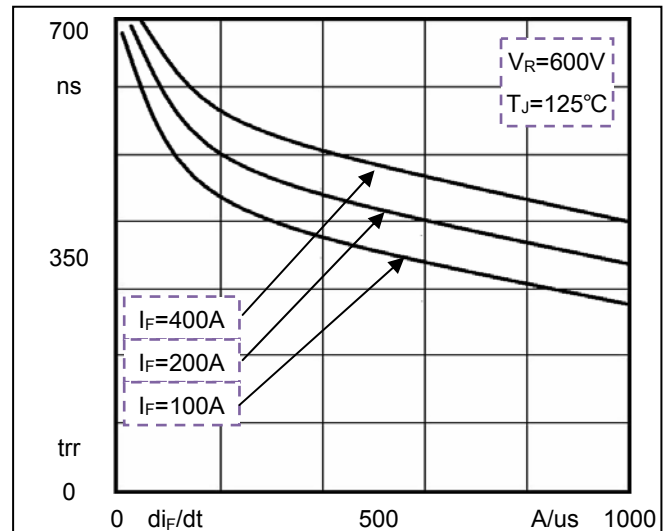
**Electrical Characteristics**

Symbol	Conditions	Values			Units
		Min.	Typ.	Max.	
$I_{RM}$	$V_R=1200V$	--	--	1	mA
	$V_R=1200V, T_J=125^\circ C$	--	--	5	mA
$V_F$	$I_F=200A$	--	2.3		V
	$I_F=200A, T_J=125^\circ C$	--	1.9		V
$t_{rr}$	$I_F=1A, V_R=30V, di_F/dt=-200A/\mu s$	--	57	--	ns
$t_{rr}$	$V_R=600V, I_F=200A, di_F/dt=-200A/\mu s, T_J=25^\circ C$	--	110	--	ns
$I_{RRM}$		--	9	--	A
$t_{rr}$	$V_R=600V, I_F=200A, di_F/dt=-200A/\mu s, T_J=125^\circ C$	--	500	--	ns
$I_{RRM}$		--	21	--	A

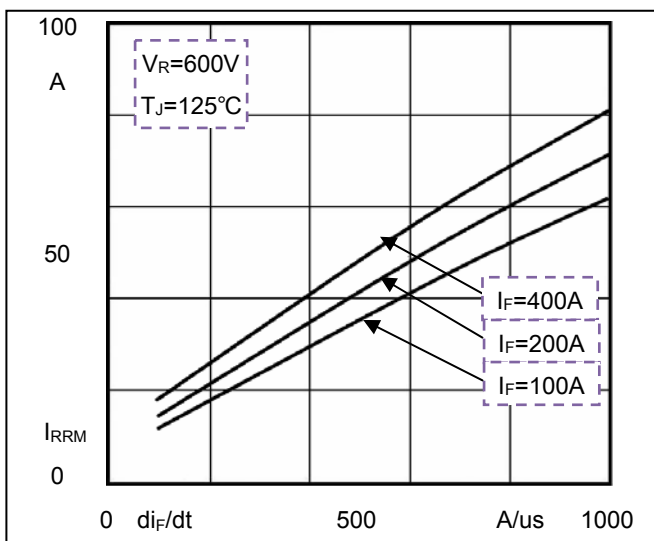
**Performance Curves**



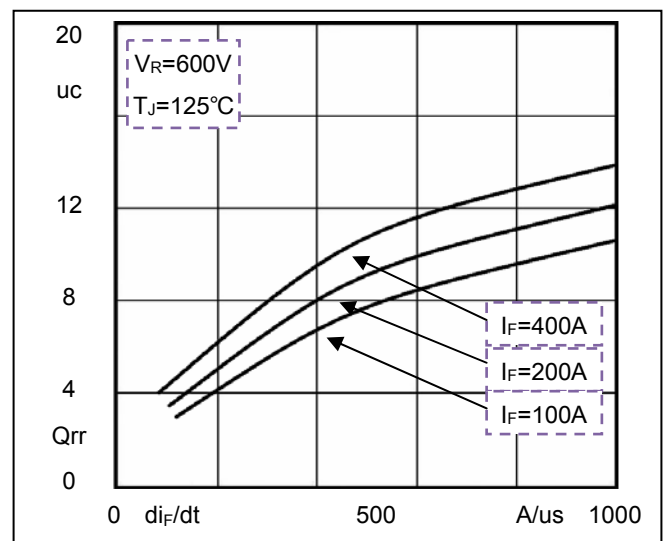
**Fig1. Forward Voltage Drop vs Forward Current**



**Fig2. Reverse Recovery Time vs  $di_F/dt$**



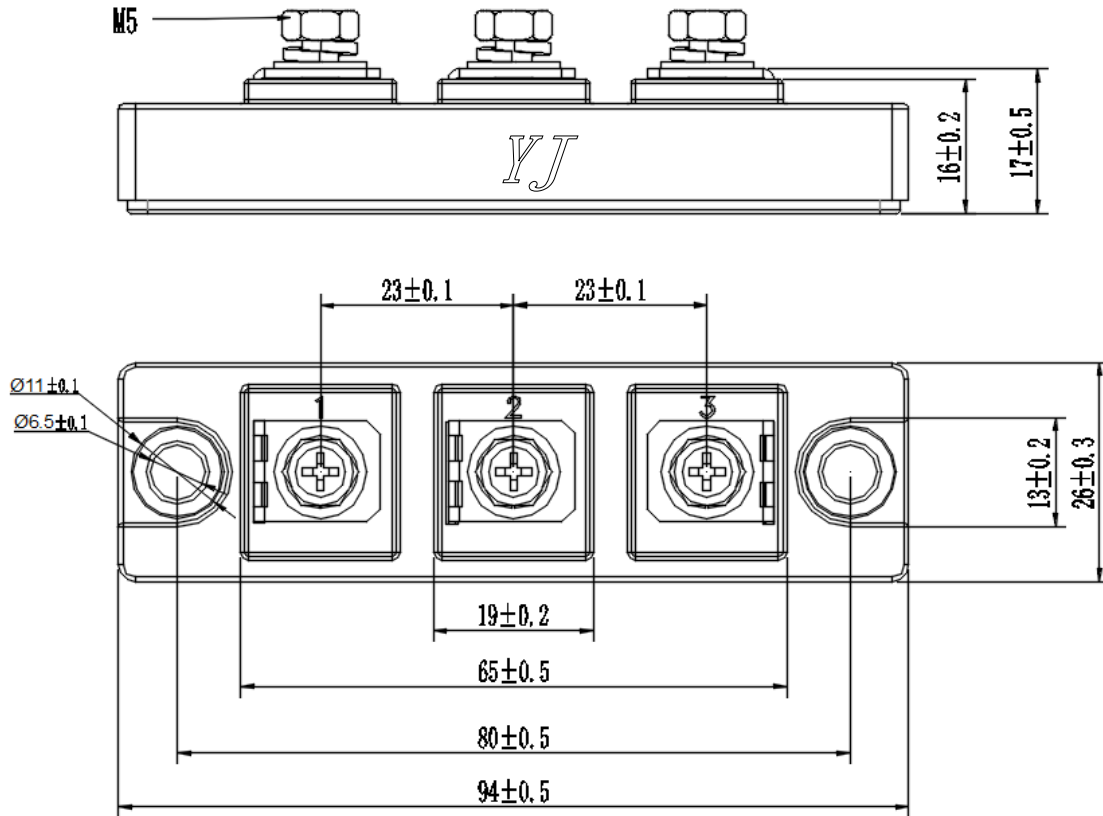
**Fig3. Reverse Recovery Current vs  $di_F/dt$**



**Fig4. Reverse Recovery Charge vs  $di_F/dt$**

## Package Outline Information

CASE: F5



Dimensions in mm